

The *only* guide straight from the pros!

# POKÉMON™

## Gold Version



Edition  
1.14

Detailed Maps • Full Walkthrough • Pokédex

# What is this document?

This is a PDF file created in the style of the paperback guidebooks that used to be published to accompany major video game releases. Usually created by Nintendo Power, Prima, or Versus Books, these guides provided vital information and details about games in a way that made this information easy to access in the days before finding it online became so ubiquitous.

This guide was created to accompany a game called “Super Gold 97”, which was created with the intent of (as closely as possible) approximating a game that could have existed, had Game Freak completed the development of Pokémon Gold and Silver in its original timeframe of 1997. It is based on the information obtained from the Spaceworld 97 demo of the game. The original ideas, map design and Pokémon roster of this earlier version of what became Gold and Silver differ drastically from the final released game, so this game is a mostly unique experience compared to the final product.

As this game and guidebook aim to represent a hypothetical version of Pokémon Gold, references in the guide and game itself will refer to it as “Pokémon Gold Version” and not “Super Gold 97”.

There is no accompanying “Silver” version, as for the purpose of creating this game, making one did not seem necessary.

This ROM hack was developed mostly by myself, lvl\_3, along with assistance from Zumi, Seasick, and erosunica for several interface design elements, and with some assistance and advice from the community for the development of Pokémon Gold and Silver ‘97 Reforged, a fork of this game that updates it for full Game Boy Color support, along with several other design and gameplay changes.

Credit also to be given to Rachel Briggs for the artwork of the Spaceworld Pokémon used in this guidebook.

It is important to note, however, this guide is to be used **ONLY** for Super Gold 97. The general walkthrough will be mostly accurate for the Reforged version, but there are many differences, and even more differences when it comes to the more detailed data such as item locations, Pokémon stats, and other various things. Do **NOT** use this guide for the Reforged games and expect it to be accurate.

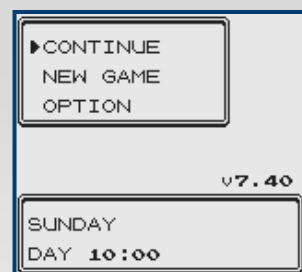
With that in mind, although this guide and game were created by lvl\_3, I take **NO** claim to ownership of Pokémon, the original game design, or any of the source code used.

This guidebook and the patch file for the game should **ONLY** be obtained at the Pokécommunity page for Super Gold 97, on romhacking.net, or within the private Discord community.

Source code for Super Gold 97 can be obtained at <https://github.com/lvl-3-g/Gold97SGB>

This is a fan project, and should **NOT** be distributed elsewhere, and absolutely should **NOT** be reproduced, advertised, or sold for profit in any way, shape, or form.

One final note - make sure the version of Super Gold 97 is at least version 7.40. You can see which version of the game you’re running on the main menu. Older releases of the game would only show the version number if you’ve started a Save, but version 7.00 and later will always display it, so you should see it immediately if you have the correct version. The Discord channel will always have the latest release.





# Table of Contents

## Section A - Welcome to Nihon

Chapter 1 - Silent Town	005
Chapter 2 - Route 101	007
Chapter 3 - Silent Hills	008

## Section B - The Zephyrbadge

Chapter 1 - Pagota City	010
Chapter 2 - 5 Floor Tower	013

## Section C - The Hivebadge

Chapter 1 - Route 102	014
Chapter 2 - Westport City	016

## Section D - The Plainbadge

Chapter 1 - Teknos City	020
Chapter 2 - Routes 119+120	022
Chapter 3 - Boulder Mine	023
Chapter 4 - Return to Teknos	027

## Section E - The Fogbadge

Chapter 1 - Route 103	028
Chapter 2 - Birdon Town	029
Chapter 3 - Slowpoke Well	030

## Section F - Western Nihon

Chapter 1 - Route 116	032
Chapter 2 - Route 117	033
Chapter 3 - Endon Cave	033
Chapter 4 - Sanskrit Town	035
Chapter 5 - Sanskrit Ruins	036
Chapter 6 - Boardwalk	038
Chapter 7 - Route 118	039
Chapter 8 - Sunpoint City	040
Chapter 9 - Sunpoint Docks	041

## Section G - The Mineralbadge

Chapter 1 - Route 104	043
Chapter 2 - Route 105	045
Chapter 3 - Jade Forest	046
Chapter 4 - Route 106	048
Chapter 5 - Alloy City	050

## Section H - The Glacierbadge

Chapter 1 - Route 108	053
Chapter 2 - Route 109	054
Chapter 3 - Route 110	055
Chapter 4 - Blue Forest	056
Chapter 5 - Deepwater Passage	058
Chapter 6 - Frostpoint Town	060
Chapter 7 - Route 111	061

## Section I - The Dragon's Maw

Chapter 1 - Route 107	062
Chapter 2 - Koban Island	063
Chapter 3 - Dragon's Maw	064

## Section J - The Duskbadge

Chapter 1 - Route 112	065
Chapter 2 - Stand City	066

## Section K - Team Rocket's Plan

Chapter 1 - Team Rocket Base	068
Chapter 2 - JOPM Radio Tower	071

## Section L - The Risingbadge

Chapter 1 - National Park	072
Chapter 2 - Route 113	074
Chapter 3 - Route 114	075
Chapter 4 - Kanto Region	076
Chapter 5 - Route 115	081

# Table of Contents (cont)

## Section M - Legend Encounters

Chapter 1 - Encountering Ho-Oh	082
Chapter 2 - Ampare Cavern	083
Chapter 3 - Magma Shaft	084
Chapter 4 - Whirl Island	086

## Section N - The Nihon League

Chapter 1 - Crown Path	087
Chapter 2 - Crown City	088
Chapter 3 - Mt. Fuji Interior	089
Chapter 4 - Mt. Fuji Summit	090
Chapter 5 - The Nihon League	091

## Section O - Visit the Islands

Chapter 1 - The Fast Ship	095
Chapter 2 - Amami Town	097
Chapter 3 - Seaside Path	098
Chapter 4 - Isen Strait	098
Chapter 5 - Nago Village	099
Chapter 6 - Meridian Path	100
Chapter 7 - Ryukyu City	101
Chapter 8 - Urasoe Park	104
Chapter 9 - Urasoe Trail	105
Chapter 10 - Kerama Strait	106
Chapter 11 - Kume Point	106
Chapter 12 - Kume City	107

## Section P - Other Island Areas

Chapter 1 - Tatsugo Path	109
Chapter 2 - Kikai Strait	110
Chapter 3 - Kikai Village	110
Chapter 4 - Kikai Caldera	111
Chapter 5 - Motobu Path	112
Chapter 6 - Iejima Town	113

Chapter 7 - Weathered Trail	114
Chapter 8 - Hydro Plant	115
Chapter 9 - Nanjo Forest	117
Chapter 10 - Great East Strait	119
Chapter 11 - Daito Ranch	120

## Section Q - Island Legends

Chapter 1 - Isen Lab	121
Chapter 2 - Joule Cave	122
Chapter 3 - Charred Summit	123
Chapter 4 - Iced Cavern	124

## Section R - The Final Challenge

Chapter 1 - Forked Strait	125
Chapter 2 - Tropical Island	126
Chapter 3 - Rainbow Island	128

## Appendices

### Section S - Indexes

Chapter 1 - Misc. Information	131
Chapter 2 - Item Index	132
Chapter 3 - TM/HM Index	144
Chapter 4 - Move Index	149
Chapter 5 - Decoration Index	162
Chapter 6 - Headbutt Index	164
Chapter 7 - Fishing Index	166
Chapter 8 - Breeding Index	169
Chapter 9 - Type Index	172
Chapter 10 - Overworld Map	173

### Section T - Pokédex

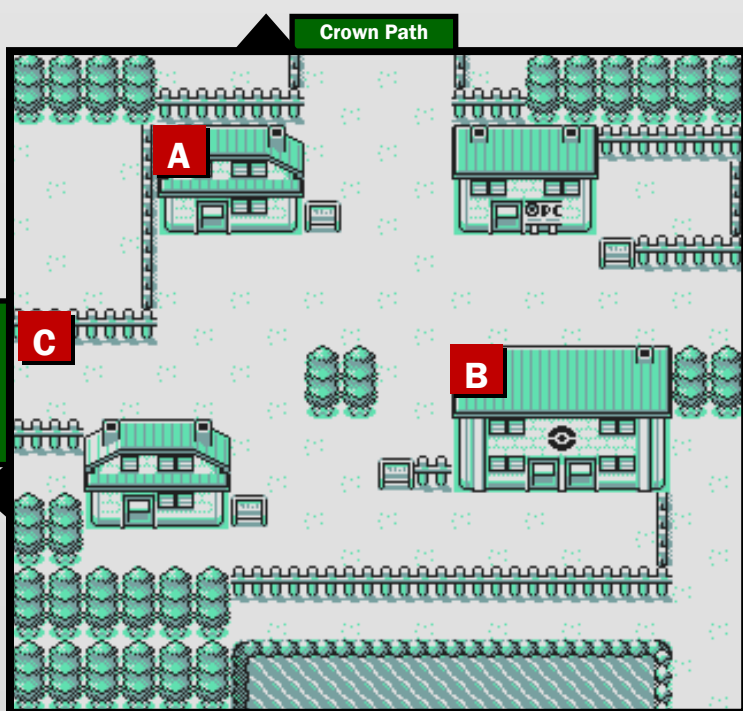
Chapter 1 - Pokédex	174
---------------------	-----

## Section A — Welcome to Nihon

Your journey begins when you're summoned by Professor Oak to visit him at his laboratory. What surprises could be awaiting you upon arrival?

### A-1

## Silent Town



### A Check your Email

Before you head downstairs, make sure to read the Email you got from Professor Oak on your bedroom PC. And take a moment to speak to your brother Ken, who will have a useful item for you if you stop by before leaving town. You'll also get to meet your friend, Silver, as soon as you leave the house. He got an Email as well!

### B Professor Oak's Lab

If you make your way to the lab, you'll find that Oak isn't even there. I wonder when he'll be back...



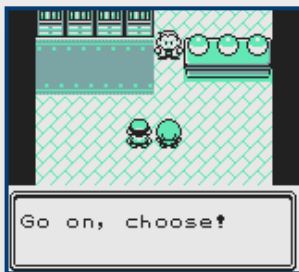
### C Meet Blue and Professor Oak!

Once you try to leave town, you'll be stopped by none other than Blue! He's Professor Oak's grandson, and he'll let you know that you shouldn't leave town without a Pokémon. Follow him as he takes you over to the lab. Looks like the professor just got back in!



Silent Town is a quiet and peaceful town, but it's also the intersection of many places. To the West is Route 101, which you'll be visiting shortly. To the East is Route 115, but there's a boulder blocking the way, so we can't go there just yet. And North of town is the gate to the Nihon League, the ultimate goal for Pokémon Trainers!






## Choosing your first Pokémon!

Looks like Professor Oak needs Silver and you to assist him in documenting Pokémon around Nihon! He's providing you with a choice of one Pokémon out of three that you will bring with you to begin your journey. Choose carefully! Blue also has a new Pokédex for you, to keep track of all of the new creatures you'll see.

### Chikorita



Grass-type  
Chikorita has the highest defenses of the three Pokémon, but the lowest attack stats. Most of its best moves come later in the game, but Razor Leaf is very useful early on.

### Cubburn



Cubburn is the best physical attacker of the three Pokémon. Fire-types are a bit hard to come by, so having one on your team this early can be very useful.

### Palssio



Palssio has a good arsenal of water-type moves and a handful of ice-type moves. Water types are easy to come by, but Palssio and its evolved forms are among the best.

## It's time to battle!

You're not the only one getting a Pokémon, and Silver chose the one that's going to have a type advantage against you! He already wants to see who's the better trainer right out the door. Your Pokémon comes with a held Berry, which should make winning this battle pretty simple.




## Before you leave town...

There are a few minor things you can take care of before heading out of the town. Stop by your house to talk to your mom, who will offer to save some of the money you get from each trainer battle. You can change this option at any time by talking to her or calling her on the phone.

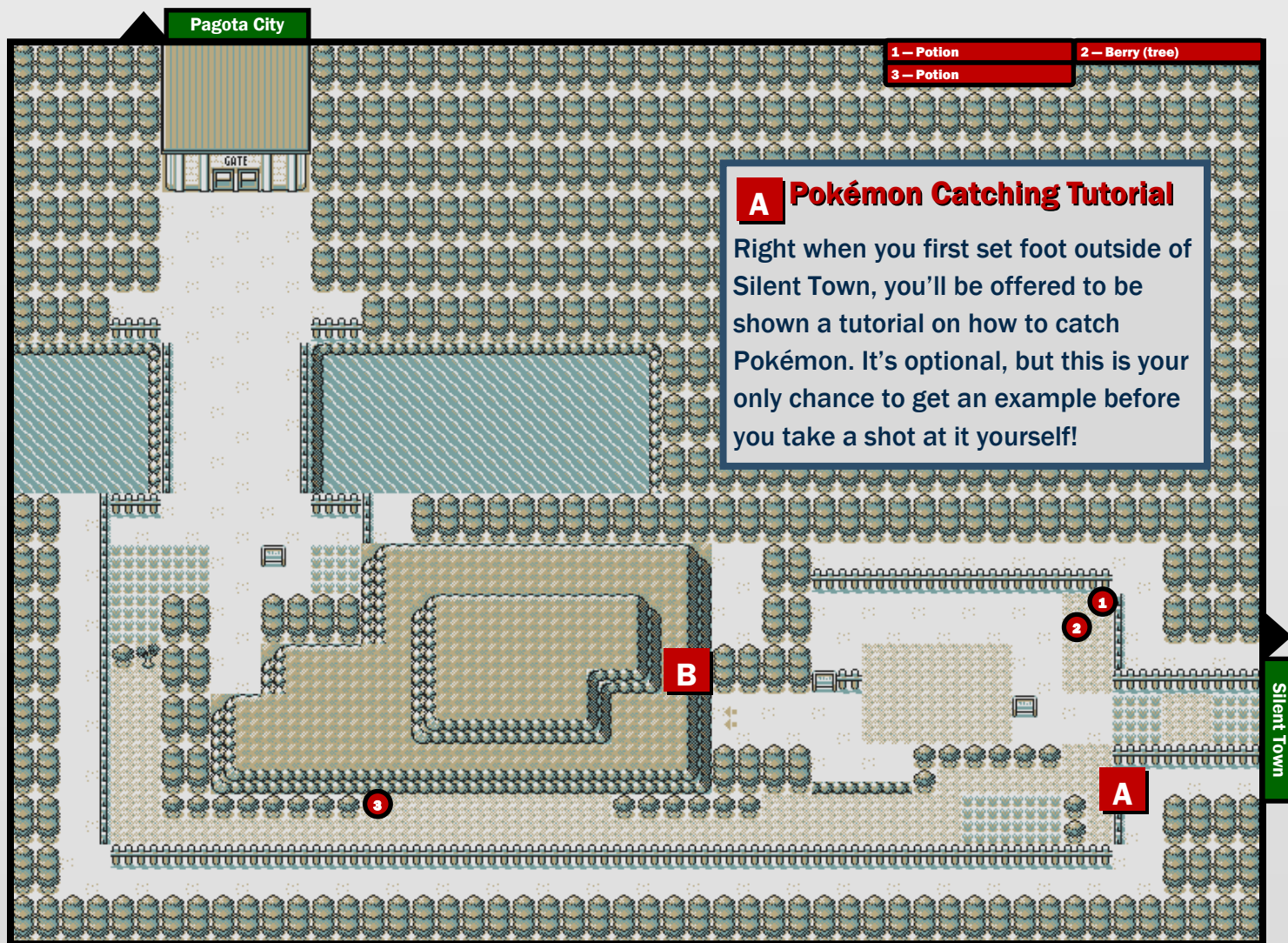
Also, be sure to chat with Ken, and he'll give you the Map Card expansion for your Poké Gear, so you can check where you are and where you'll be at any time.

With that out of the way, head west and begin your adventure. Next stop, Silent Hills!



# A-2

# Route 101



Headbutt: Overworld 1

Route 101	Morning	Day	Night
Pidgey	50%	50%	0%
Hoppip	35%	35%	0%
Farfetch'd	10%	10%	10%
Rattata	5%	5%	35%
Hoothoot	0%	0%	55%

## Farfetch'd




Farfetch'd is back and better than ever! It returns with increased stats, and an all-new evolution at level 25. Probably the single best Pokémon that can be found here, be sure to not leave Route 101 without one on your team!

## B Silent Hills calls to you!

Inside this hilly structure is Silent Hills, where you'll find several trainers to battle and several Pokémon to catch. You'll need to traverse through here on your way to Pagota City, as a small tree blocks the path around at the moment.

# A-3

# Silent Hills



Headbutt: Overworld 1



Moibelle is your first encounter with a dark-type Pokémon, but dark's weakness to normal makes it an easy KO. It learns some good physical attacks later on, though.

**Moibelle**

## A Meet Sunny of Sunday

Throughout Nihon, you'll encounter a group of seven siblings - one for each day of the week. Here you'll encounter Sunny, but only on Sundays. He'll give you a Magnet, which can power up electric-type moves if held by a Pokémon.

Silent Hills	Morning	Day	Night
Pidgey	30%	30%	0%
Hoppip	20%	20%	0%
Farfetch'd	10%	10%	10%
Rattata	30%	30%	30%
Hoothoot	0%	0%	50%
Caterpie	5%	5%	0%
Weedle	0%	0%	5%
Moibelle	5%	5%	5%





## B Harvesting the Apricorn trees

Within Silent Hills are three trees that contain special fruit - Apricorns! These have no use in battle, but can be used shortly to create Poké Balls with special properties. Be sure to stop and pick the fruit on these trees.



### Hoppip

Hoppip isn't particularly powerful or useful in battle, but it's an interesting new Pokémon, and it's decently easy to find during the morning and day. Grab one if you want it.



### Caterpie

Caterpie is much less common now than it was in Red/Blue/Yellow. This is one of few places to find one, and they're pretty uncommon. Pick one up during the morning or day if you want to have a Butterfree soon.



### Weedle

Like Caterpie, Weedle isn't easy to come by. Found only at night, it can be a useful addition to your party if you want to take advantage of its poison type attacks, especially as its final form of Beedrill.

## Exiting Silent Hills...

Once you make your way out of Silent Hills, you'll encounter a few more trainers. There's also a small tree to the left of the exit that blocks the path around Silent Hills. You'll be able to return shortly and clear it out, making the journey back to Silent Town much simpler in the future.

Before you go through the gate to Pagota City, you'll be stopped by Silver, who will let you know that he didn't have much confidence in you and that he has already been working to build his team. He won't battle you right this moment, but many other encounters with him will end with a challenge between your team and his. Make sure you're raising a team of Pokémon that can take on his!



With that out of the way, it's time to continue on to Pagota City!

Section B — The Zephyrbadge

A rustic and traditional city, Pagota City is your first major stop after getting through Silent Hills. Here is where you'll start your Nihon League Challenge, among many other things.

B-1 Pagota City

1 — PP Up

3 — Stimulus Orb

5 — Rare Candy

2 — Wht Apricorn (tree)

4 — Hyper Potion (hidden)

Pagota City	Percentage
Poliwag	90%
Poliwhirl	10%

Route 102

Route 101

Fishing: Water 4

10

The map of Pagota City is a detailed illustration of a rustic town. It features several buildings, including a large 5-story tower (F), a shop (E), and a police station (C). The town is surrounded by dense forests of green trees. Various items are marked with numbers 1 through 5, corresponding to the legend. The map also shows the locations of Route 101 and Route 102, and a fishing spot labeled 'Fishing: Water 4'. A table in the top right corner provides information about the contents of Pagota City, showing a 90% chance of finding Poliwag and a 10% chance of finding Poliwhirl.

## A Visit Kurt's house

The first thing you need to do once you're in town is visit the home in the southwest corner of the city. This is the home of Kurt, a resident who has lived here for many years and has deep ties to the 5 Floor Tower. Importantly, you'll also meet Falkner, the Gym Leader of Pagota City. He convinces you to start the Nihon League Challenge, as it would be a great way to build your skills as a trainer while traveling around to study Pokémon for Professor Oak.



Once Falkner makes his way back to the Gym, Kurt will ask you to climb the 5 Floor Tower, and to return to him once that has been completed. But there's a few things that have to be done first, since you can't access the tower with that tree in the way.

## B Take on the Pagota City Gym

This is it! Your first Pokémon Gym. Beat the handful of Gym trainers and then take on Falkner himself for the Zephyrbadge. Falkner uses flying-type Pokémon, so Chikorita might have a difficult time in this Gym if that's the Pokémon you have with you. Once you've taken Falkner down, you'll get TM 31 - Mud Slap, along with the Zephyrbadge.

Gym Leader Falkner	
Pokémon	Level
Pidgey	Lv. 8
Pidgeotto	Lv. 10



Falkner (rematch)	
Pokémon	Level
Fearow	Lv. 60
Luxwan	Lv. 61
Noctowl	Lv. 62
Skarmory	Lv. 63
Xatu	Lv. 62
Pidgeot	Lv. 64

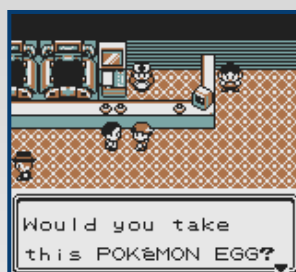
Note: Gym Leaders can be battled again after becoming the Nihon League Champion. They'll feature significantly stronger rosters that will challenge even the most senior trainer. For right now, only the first battle needs to be cleared to continue. For reference, we're including any rematch rosters alongside the roster for the initial battle.

## C A phone call from Professor Oak

Once you exit the Gym with your new badge, you'll get a phone call from Professor Oak. He asks you to meet an aide of his at the Pokémon Center here in Pagota City. Talk to the aide, who will give you a Pokémon Egg to keep with you in your party! It can hatch into one of several Pokémon at random. The table included here lists all of the Pokémon that can hatch from the egg.



Egg Options:	
Cleflea	Igglybuff
Smoochum	Magby
Elekid	Ballerine
Kolta	Vulpix
Smugg	Coinpur
Pupperon	Burgela



Pagota City Mart	
Poké Ball	200
Potion	300
Escape Rope	550
Antidote	100
Parlyz Heal	200
Awakening	250
X Defend	550
X Attack	500
X Speed	350



## D Meet Bill

One more thing must be done before you can climb the 5 Floor Tower. You'll need to stop in the house north of the Pokémon Center to visit Bill. He's the creator of the Pokémon Storage System that you'll be using to keep track of all of the Pokémon you catch through the game. You can get his phone number from his little sister, and call it whenever you want an update on the status of your current Box.



Bill will also give you HM 01 - Cut. This is the key to getting into the 5 Floor Tower (as well as clearing the path back to Silent Town). HMs can be used as many times as you like, so teach Cut to one of your Pokémon. Or several!


## E Help Earl with his art

Once you have Cut, the previously inaccessible buildings on the north end of town can be reached. Inside one is Earl, an artist who is struggling with inspiration. He wants to see two Pokémon in order to complete statues he's making. If you can show him the Pokémon Luxwan and then Dratini, he'll reward you with an Everstone and an Exp. Share, respectively. Farfetch'd can be caught easily and evolves into Luxwan at level 25. Dratini can't be obtained until later in the game, but once you have them both, stop by to collect your rewards!




## F Climb the 5 Floor Tower

This is actually an optional quest at this point - once you have Cut you can continue on to Route 102. But you'll want to climb this tower if you've got the time. It's an excellent way to train your team, and Kurt will reward your climb with custom Poké Balls. Even more, there are several Legendary Pokémon that you won't be able to obtain later on unless the tower has been climbed.



Note: The Pokémon storage system consists of a system of 14 "boxes" that can hold 20 Pokémon each, for a total of 280 Pokémon that can be held. If you select a box that already has 20 Pokémon in it, you will not be able to catch any more until you switch to a box with more space. Getting Bill's phone number can help prevent this from happening, as you'll receive a call when your box is about to fill up, making it easier to remember to switch to a new one. Make sure you get the number - you don't want to miss catching a Pokémon because you forgot that your box was full!



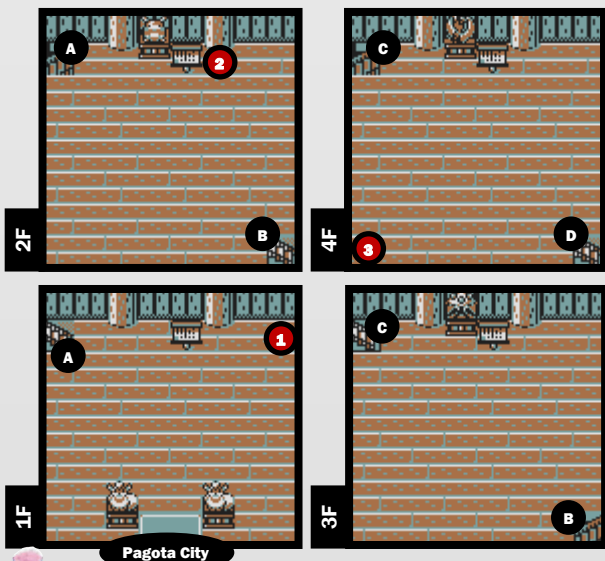
# B-2

# 5 Floor Tower

1 — Parlyz Heal

2 — X Accuracy

3 — Escape Rope



## A Speak to the Elder

The only thing that needs to be done here right now is speaking to the Elder at the top of the tower. Battle your way through four floors of trainers to reach him at the top.

We'll return to this tower later on, where we can encounter the Legendary Ho-Oh. This won't be possible until much later on in the game, but check page 82 to see the events that need to be completed to kick off this sequence.

5 Floor Tower	Morning	Day	Night
<b>Rattata</b>	100%	100%	15%
<b>Gastly</b>	0%	0%	80%
<b>Stromen</b>	0%	0%	5%

### Gastly

Stop by the 5 Floor Tower at night to find the first available ghost-type Pokémon in the game. Ghost's immunity to normal-type moves makes them very useful in certain situations, and Gastly and its evolved forms are just as good now as they've always been. Be sure to pick one up.

### Stromen

Stromen and evolved form Phandarin learn a host of interesting strategic moves that can take down their opponents almost as easily as they can take themselves down. Great for people who like strategic battles, or even just cool new Pokémon, make sure you don't leave the tower without one.

## Kurt's custom Poké Balls

Once you've climbed the tower, Kurt will create custom Poké Balls from Apricorns that can be useful in specific situations. Each different type of Apricorn produces a different Ball. Here's a list of what they are and what they're good for.

Poké Ball	Made From	Useful For
Level Ball	Red Apricorn	Pokémon at lower levels
Friend Ball	Green Apricorn	Making Pokémon friendly quicker
Lure Ball	Blue Apricorn	Catching fished Pokémon
Moon Ball	Yellow Apricorn	Pokémon that use Moon Stones
Heavy Ball	Black Apricorn	Heavy Pokémon
Fast Ball	White Apricorn	Pokémon that like to flee
Love Ball	Pink Apricorn	Pokémon of the opposite gender

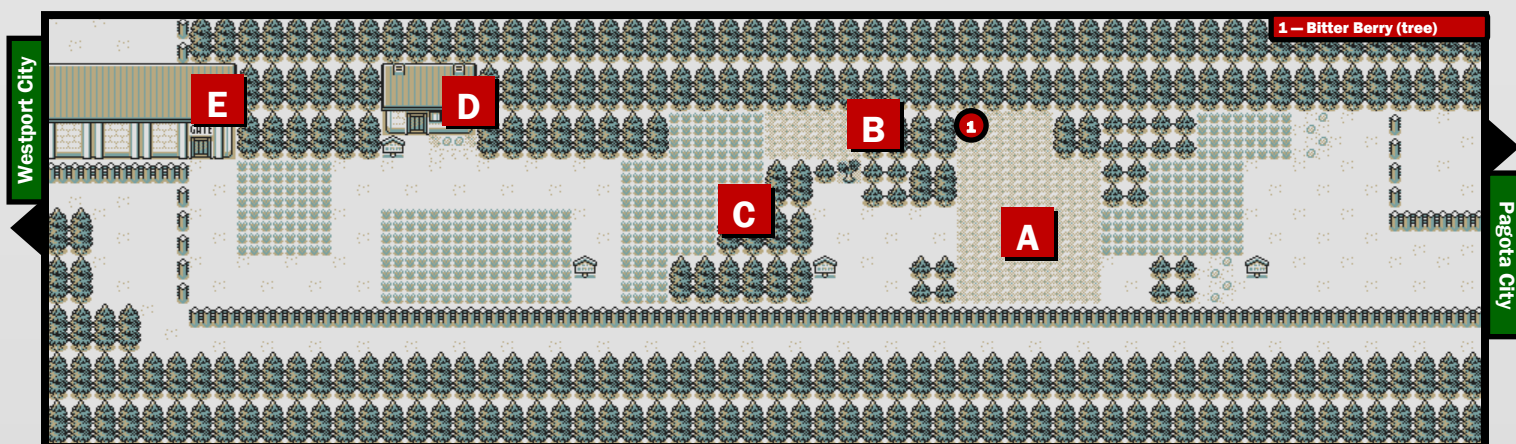


## Section C – The Hivebadge

**With one badge under your belt, it's time to move on to Route 102 and Westport City, where there is an abundance of things to do and see.**

# C-1

# Route 102



Route 102	Morning	Day	Night
Ledyba	30%	0%	0%
Oddish	30%	30%	20%
Bellsprout	20%	20%	0%
Growlithe	10%	10%	0%
Pidgey	10%	40%	0%
Spinarak	0%	0%	30%
Hoothoot	0%	0%	45%
Gastly	0%	0%	5%

## A Arthur of Thursday

The second of the weekday siblings you can meet is Arthur here on Route 102. If you stop by on Thursday, he'll give you a Hard Stone, which powers-up rock-type moves.

## B Cut the tree

In order to continue, you'll need the Zephyrbadge and a Pokémon that knows Cut. Once you do, clear the way and continue!

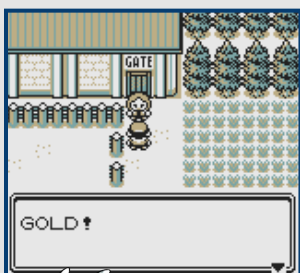
## C Answer the phone

A select few trainers in the game will offer their phone numbers to you after defeating them in battle. Schoolboy Alan here is the first of such trainers. Most of them will simply call you for occasional rematches. There is one trainer who provides useful information later on in the game, so this guide will be sure to point that out when we reach him.



## D The lonely scientist's Game House

The lone house here is home to a scientist who has decided to make a dramatic lifestyle change and open the Game House - a location for trainers to take a break and play some video games. However, it's not catching on. He asks you to see if you can recruit trainers to come visit. There are three people that need to be found, and they will be pointed out as we reach them. However, for reference, the three trainers can be found in Birdon Town in the milk bar, the Kanto Game Corner, and in Kume City in the social house. The reward for finding all of the trainers is pretty great - an egg of the starter Pokémon that the one you chose is strong against. However, don't be expecting this reward anytime soon. The final trainer cannot be located until very late in the game.



## E Silver is back!

Make sure you're prepared before you attempt to enter the gate to Westport City. Silver is there waiting with a stronger team of Pokémon and is eager to fight. Defeat him to make your way forward.

Rival Silver	
Pokémon	Level
Tyker	Lv. 12
Moibelle	Lv. 12
Starter (stg 1)	Lv. 14



### Ledyba

Here's a Pokémon that can only be found early in the day. Stop by in the morning to catch a new bug-type, Ledyba. It and its evolved form aren't terribly strong, but they can be decent early-game Pokémon.




### Spinarak

A night-time counterpart to Ledyba, Spinarak can only be found when it's dark out. The ability to learn some psychic-type moves make it and evolved form Ariados decently useful as offensive Pokémon.



### Hoothoot

Hoothoot was also available on Route 101, but if you spend time looking for a Spinarak, you'll encounter many of them here as well. Hoothoot and Noctowl are pretty useful flying-type Pokémon, if you decided against picking up a Farfetch'd earlier.



### Oddish

Oddish itself is mostly unchanged from before, but it has a brand new evolution available if you can obtain a Poison Stone. A decent Pokémon to use if you want to inflict status conditions in battle, as its line can learn several status moves.

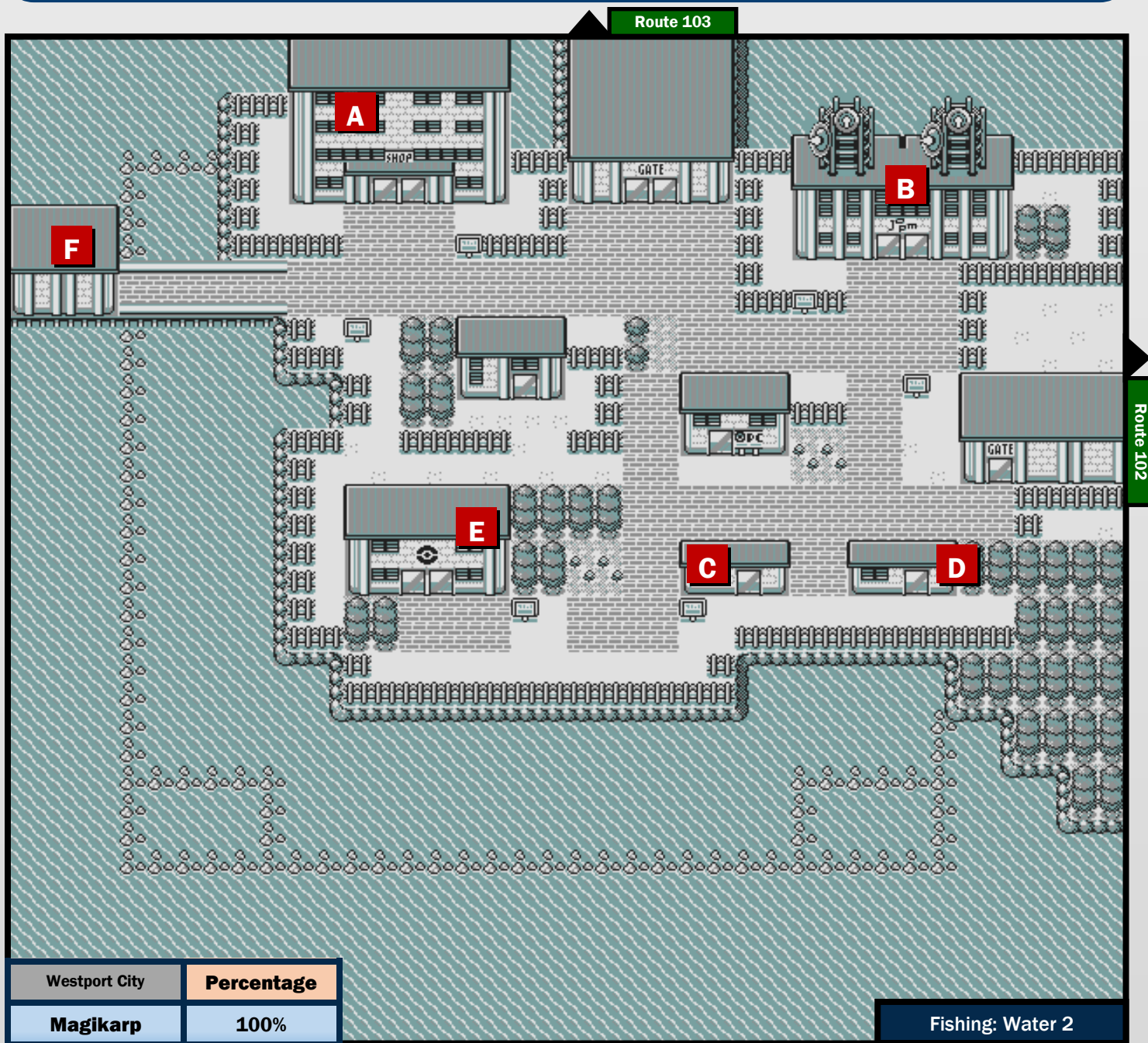


### Bellsprout

Like Oddish, Bellsprout also has a new form that can be obtained with a Poison Stone. Also useful as a strategic status condition inflicting Pokémon, with slightly higher attack but lower defenses than Oddish.

# C-2

## Westport City



### A The Westport City Department Store

Westport City's most significant location is its massive department store, which has multiple floors of shops as well as a basement floor that has some unique items to pick up and some specialty shops that are only open at certain times in the week. See the next page for a breakdown of all of the different shops, their wares, and the times they are open.

Westport Dept Store 2F	
Potion	300
Super Potion	700
Antidote	100
Parlyz Heal	200
Awakening	250
Burn Heal	250
Ice Heal	250

Westport Dept Store 2F	
Poké Ball	200
Great Ball	600
Escape Rope	550
Repel	350
Revive	1500
Full Heal	600
Poké Doll	1000

Westport Dept Store 3F	
X Speed	350
X Special	350
X Defend	550
X Attack	500
Dire Hit	650
Guard Spec.	700
X Accuracy	950

Westport Dept Store 3F	
Sharp Horns	500
Steel Shell	500
Power Wings	500
Wisdom Orb	500
Energy Wall	500
Detect Orb	500
Focus Orb	500

Westport Dept Store 4F	
Protein	9800
Iron	9800
Carbos	9800
Calcium	9800
HP Up	9800

Westport Dept Store 5F	
TM 41	3000
TM 48	3000
TM 33	3000
TM 08	1000
TM 02*	2000
TM 25	2000
TM 38	2000
TM 14	3000
TM 40	1000

\* Note: TM 02 will only be available for sale after obtaining it later in Jade Forest.

## Things to see in the Department Store...

- On the 5th floor, only on Sundays, a woman will appear that will give you either TM 27 (Return) or TM 21 (Frustration), depending on how much your Pokémon like you.
- Also on the 5th floor, a girl will offer to trade you a Grenmar for a Moibelle. This is the earliest opportunity to obtain a Grenmar, as it will not be catchable until later in the game.
- The top floor sells drinks from vending machines. Soda Pop and Lemonade are especially useful items, as they restore more HP for less money than a Super Potion.

Westport Dept Store 6F	
Fresh Water	200
Soda Pop	300
Lemonade	350



### Grenmar

Grenmar has no evolutionary line, but is still one of the most unique Pokémon that can be obtained, due to its otherwise unheard of water/fire type combination. This Pokémon has relatively beefy stats and is able to learn a wide range of both water and fire-type moves, which can put it at an advantage over many different Pokémon, in addition to being incredibly resistant to other fire-type moves.



## Take the elevator down into the basement...

In the basement, you'll find four shops, each with unique items. (You'll also find trainers to battle!)

- **Natural Remedies** - Only open on weekends, this shop sells healing items that are cheaper than the standard fare. Pokémon do not like the taste of them, though.
- **Gramps' Bargains** - Open Monday morning and all day Wednesday, this old man sells rare gems for slightly less than their usual selling prices.
- **Haircut Brothers Pokémon Salon** - Give your Pokémon a haircut from one of two brothers, one that charges 300 and one that charges 500. Haircuts from either brother increase your Pokémon's happiness, but the more expensive brother does a better job. Shop is closed on Mondays.
- **Bike Shop** - This is the main attraction down here. You'll want to stop by and talk to the owner, who will give you a free bicycle if you promise to ride it around. That's exactly what you'd want to do with a bicycle, anyways. Be sure to take up his offer!



Natural Remedies	
Energypowder	500
Energy Root	800
Heal Powder	450
Revival Herb	2800

Gramps' Bargains	
Nugget	4500
Pearl	650
Big Pearl	3500
Stardust	900
Star Piece	4600

## B Westport City JOPM Radio Tower

Stop in here to get the Radio Card for your Poké Gear, which allows you to listen to the various radio stations around Nihon. You have to talk to the receptionist on the first floor and pass a quiz to get the card. The quiz is pretty simple, but for reference the answers are Yes, Yes, No, Yes, No.

Also, if you head up to the fourth floor, you'll find your brother Ken, who is now a DJ! He'll also give you the Map Card for you Poké Gear if you happened to forget to get it from him back in Silent Town.

Other than that, there's not much to see in the Radio Tower at this point.



## C Rename your Pokémon

The man in this house will allow you to rename the Pokémon in your party if you decide you would like to give them a nickname or change a nickname they already have. However, you cannot rename Pokémon that you did not originally catch.



## D How happy are your Pokémon?

A woman in this house will be happy to take a look at your Pokémon and tell you how happy they are. Happiness can be used to evolve certain types of Pokémon, so this can be a useful resource if you want to see how close you might be getting to an evolution.

## E Time for the Hivebadge!

It's time to face off against Gym number two! Bugsy uses bug-type, and isn't terribly difficult to defeat if you chose Cubburn as your starter, or if you have a strong Farfetch'd or other flying-type on your team. Take him out and get the Hivebadge, along with TM 49, which teaches Fury Cutter.



Remember that after completing the game, you can return to battle him again!

Gym Leader Buggy	
Pokémon	Level
Metapod	Lv. 16
Ledian	Lv. 18
Pinsir	Lv. 20

Bugsy (rematch)	
Pokémon	Level
Ariados	Lv. 63
Venomoth	Lv. 61
Ledian	Lv. 63
Scizor	Lv. 62
Parasect	Lv. 62
Triculus	Lv. 64

## F Onward to Teknos City!

After defeating Buggy, the Westport Docks will be open again (they were closed earlier, if you happened to check before this point). Ferry rides are free to Teknos City, so why not make your way over there? Route 103 to the north is currently blocked by a landslide, so this is the only clear path forward at the moment.

If you happen to enter the docks on a Monday, you'll encounter the Traveling Doll Salesman. This guy moves to a new location every day and sells decorations that can be used to adorn the table in your bedroom back in Silent

Doll Salesman (Monday)	
Poliwrath	5000
Jigglypuff	5000
Bulbasaur	5000

Town. His wares are relatively pricey, and the decorations serve no practical purpose, so don't feel obligated to buy anything right now. But he'll always be making his rounds if you decide to purchase something later on.

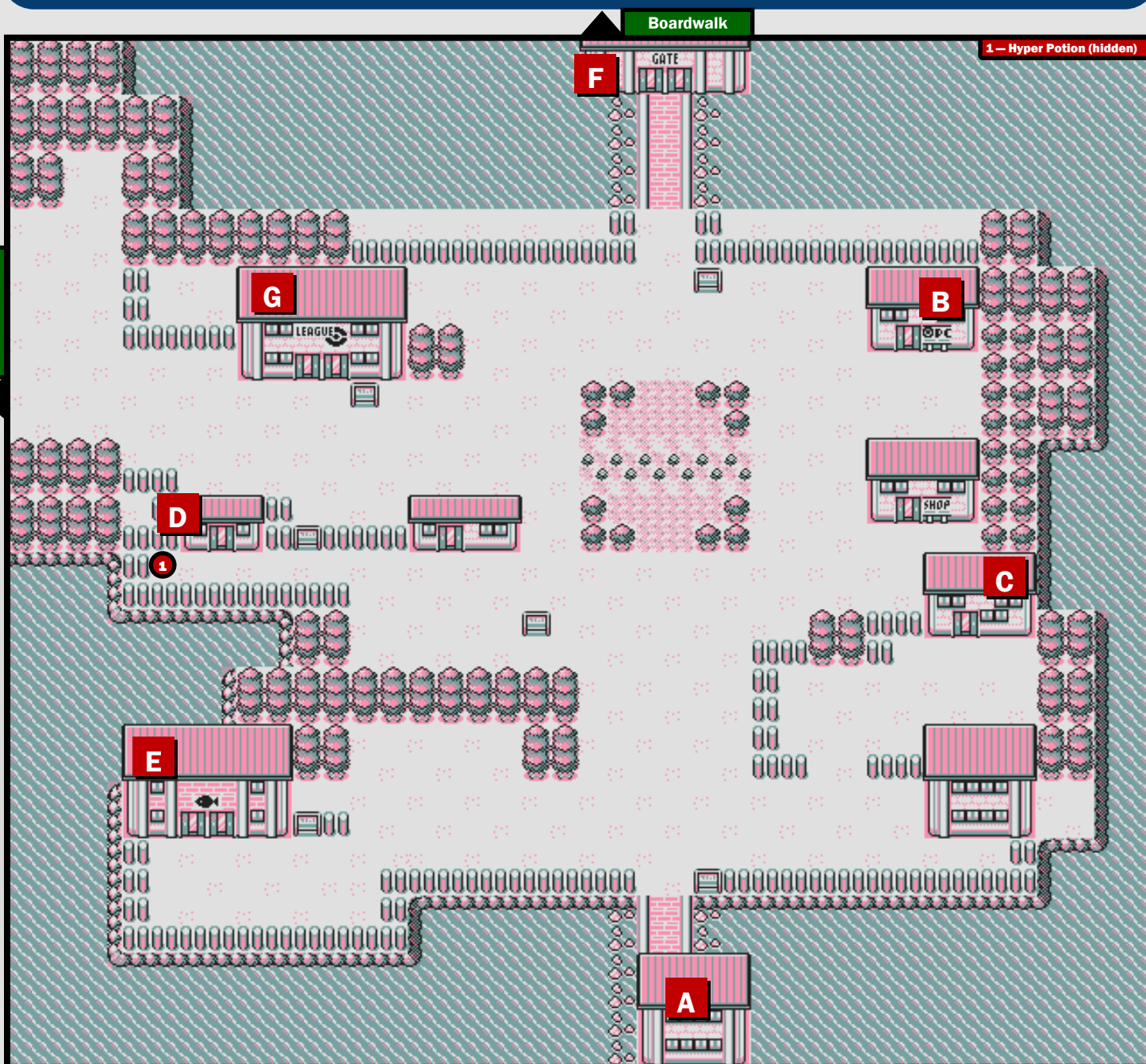


## Section D — The Plainbadge

Teknos City is a modern and quickly-growing city that sits along the sea and has many travelers passing through. A new Game Corner is primed to open, looking to bring even more growth.

### D-1

## Teknos City





## A Another stop for the Doll Salesman

If you happen to be making your visit to Teknos City on a Thursday, you'll find another opportunity to encounter the Doll Salesman. Listed below are his wares for this time and location.

Doll Salesman (Thursday)	
Gengar	5000
Shellder	5000
Grimer	5000

## B Grandpa needs some help

Your first visit to this town's Pokémon Center will have you meet an old man who's frantically searching for his missing granddaughter. He suspects she's gone missing in the nearby mine,

as the local children like to play there. He asks you to meet him over there to help look for her. Once you've got your team and supplies ready, head west out of town to get to Boulder Mine.



## C An enticing trade proposition

This house contains a boy looking to trade his Warfurs for a Stromen. If you picked up an extra Stromen back at the 5 Floor Tower, this would be a good trade to make, as this is your earliest opportunity to get a Warfurs, and an ice-type in general.



### Warfurs

Warfurs and evolved form Wearlycan are excellent ice-type Pokémon. Ice-types in general are hard to come by, so give serious consideration to grabbing the one available here at this point in the game. This Pokémon learns a host of very powerful attacks and has great offense. However, it is also dark-type, which puts it at a disadvantage against the very common normal-type. But its moveset is good enough that you can sweep opponents out of the way first.



## D Get the Old Rod from Arnold

The man who lives here loves to fish so much that he asks random passers-by to fish as well. He'll give you an Old Rod so you can try your hand at it as well. The Old Rod is the worst of the three fishing rods that can be obtained - it mostly hooks Magikarp. But there are a few good Pokémon that can be found with it.

## E Team Rocket at the aquarium?

It appears that a group of Team Rocket Grunts have decided to make an appearance outside of the aquarium in the southwest part of town. Everyone says that they broke up a year ago, so what are they doing here now? We can't get inside just yet, so we'll have to come back sometime later.



### Teknos City Mart

Poké Ball	200
Escape Rope	550
Potion	300
Super Potion	700
Antidote	100
Parlyz Heal	200
Awakening	250
Burn Heal	250
Repel	350
Revive	1500

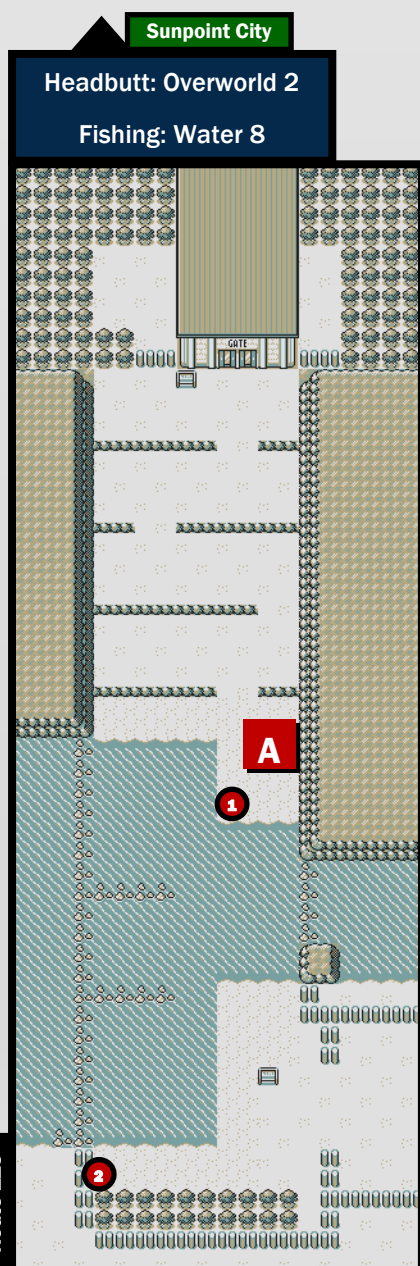
## F Boardwalk under construction

If you try to head north out of town, you won't get very far, as the path simply doesn't exist yet. The new Boardwalk and Boardwalk Game Corner locations are currently under construction, with the citizens of the town having mixed opinions on the new development. Come back later in the game, and this route will become a quick connection between Teknos City and Sanskrit Town. However, for now, the only way out of town is west, so head that way to meet up with the old man outside of Boulder Mine.



# D-2

## Route 119+120



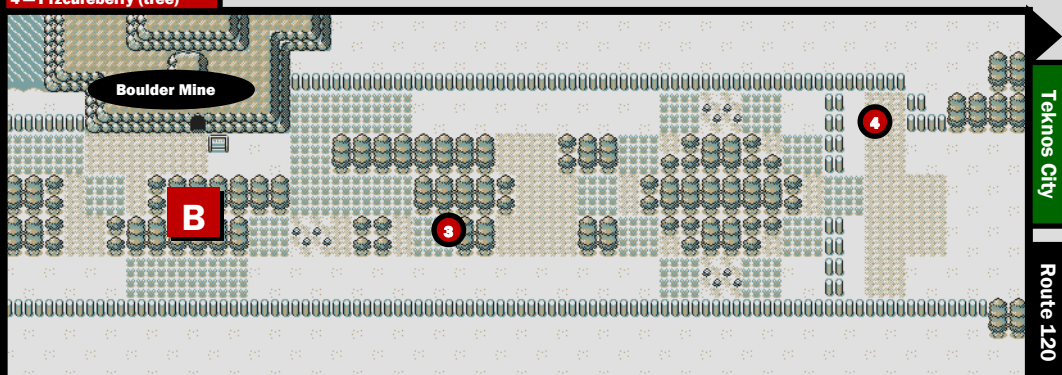
Route 120	Morning	Day	Night
Mareep	30%	30%	30%
Moibelle	30%	30%	30%
Tyker	20%	20%	20%
Ledyba	10%	0%	0%
Hoppip	10%	20%	10%
Spinarak	0%	0%	10%

Route 119	Percentage
Goldeen	60%
Marill	30%
Seaking	10%

### A Talk to Wesley of Wednesday

On the northern shore of Route 119, Wesley makes his appearance each week on Wednesday. However, you likely can't reach his location quite yet. Stop by later once you have the ability to Surf or are able to walk south from the gate from Sunpoint City. For now, though, just remember that this is where he's at, so later on you can talk to him and get a Blackbelt, which powers up fighting-type moves.

- 1 — Soft Sand
- 2 — TM 05 Roar
- 3 — Super Repel
- 4 — Przcureberry (tree)



## B Grandpa awaits the rescue of his granddaughter

The worried old man waits outside the mine, counting on you to go inside to save his granddaughter. Make sure your Pokémon are ready to head inside. The mine is a large cave with several levels, so use the provided map as a reference to avoid getting lost.



### Mareep

Mareep is one of two electric-type Pokémon that can be found here. It eventually evolves

into its third stage of Ampharos, which has notably higher special attack than Tyker's final evolution, Straigar, but worse stats otherwise. Still a decent electric-type Pokémon to have on your team, even though its low speed might lead to defeat before it has a chance to get many attacks in.



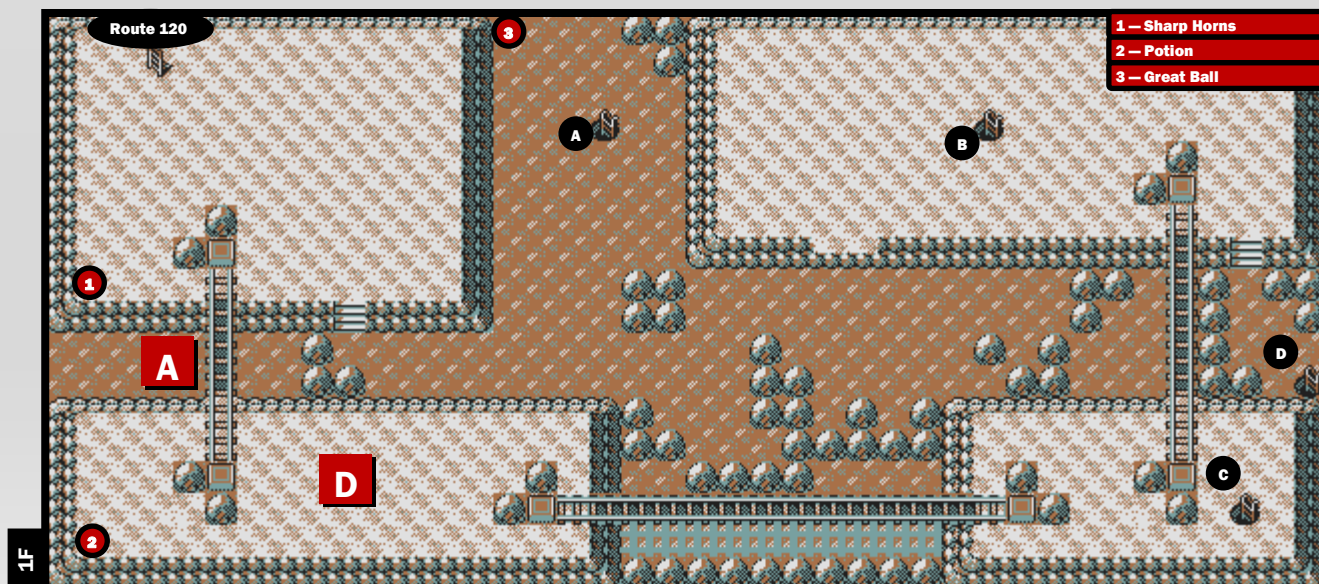
### Tyker

Without regard to its movesets or statistics, Tyker is objectively the best Pokémon, and it

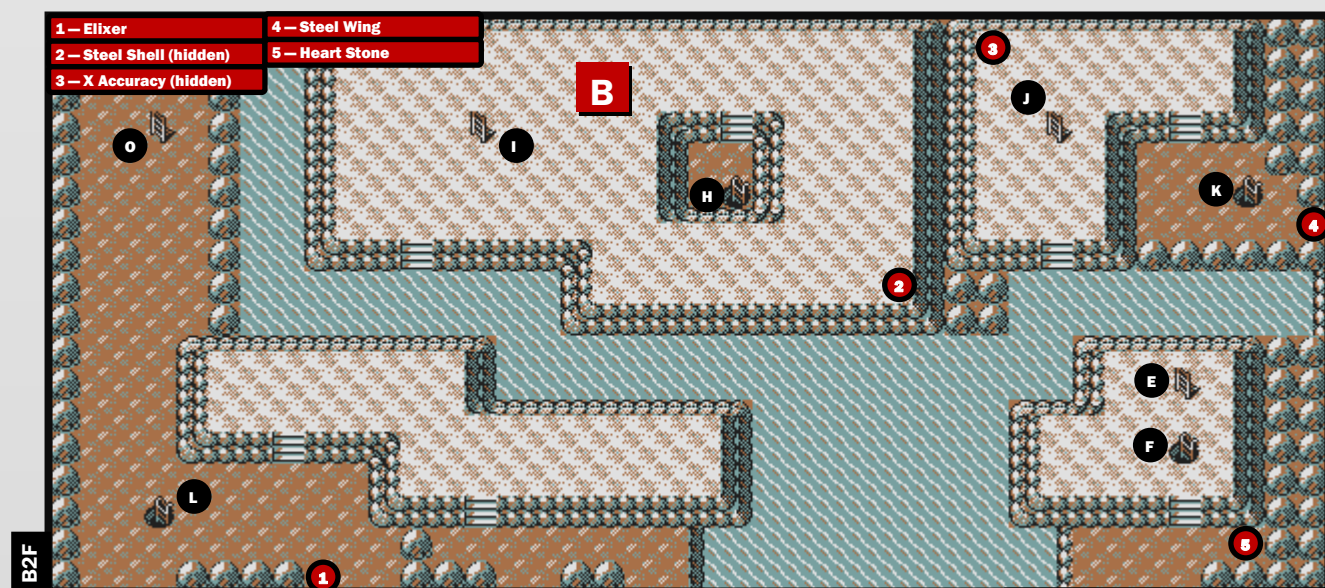
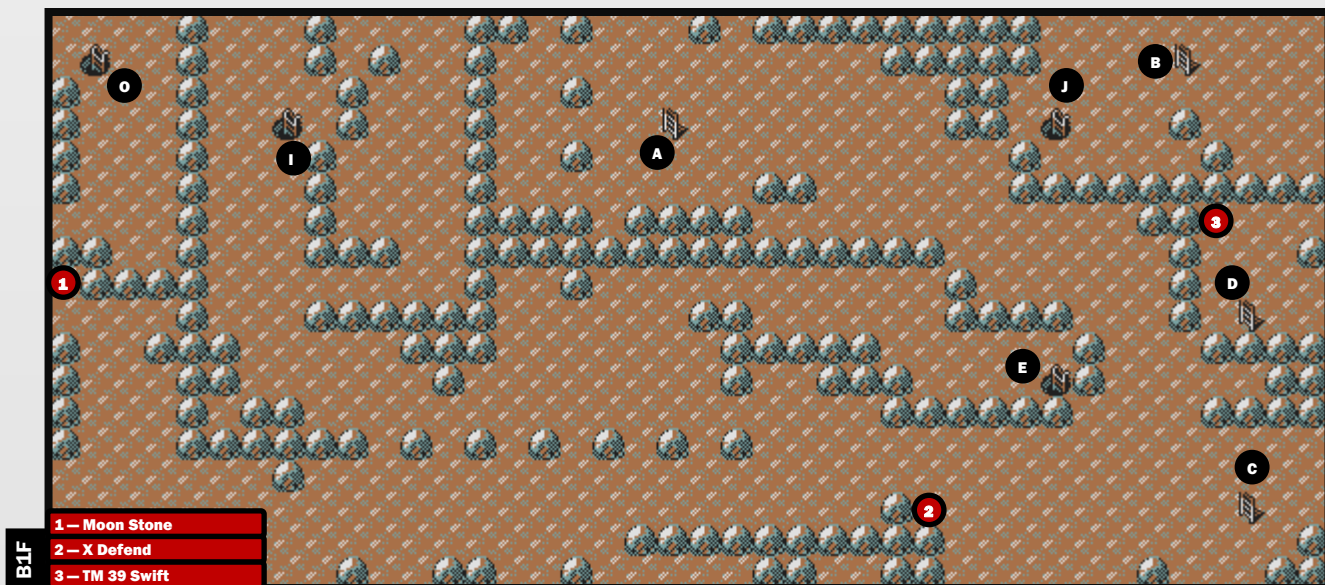
might as well be mandatory to have at least one on your team, if not several. In all seriousness, Tyker and evolved form Straigar don't have exceptional stats, but they are decently well-rounded and learn a number of good electric-type attacks.

## D-3

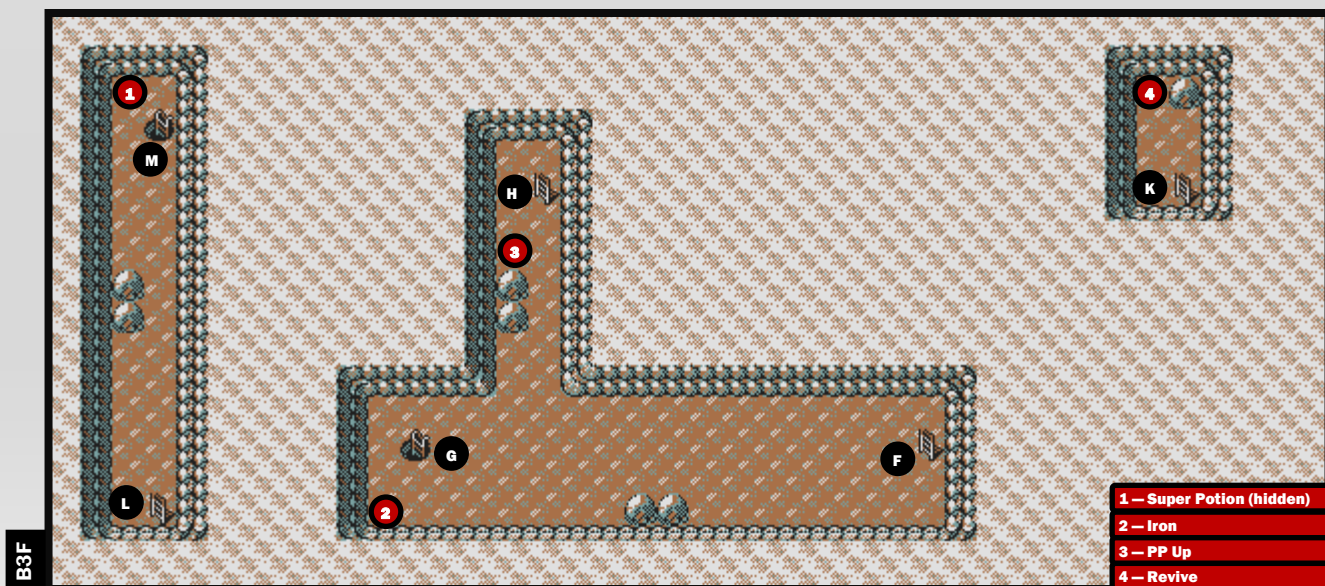
# Boulder Mine

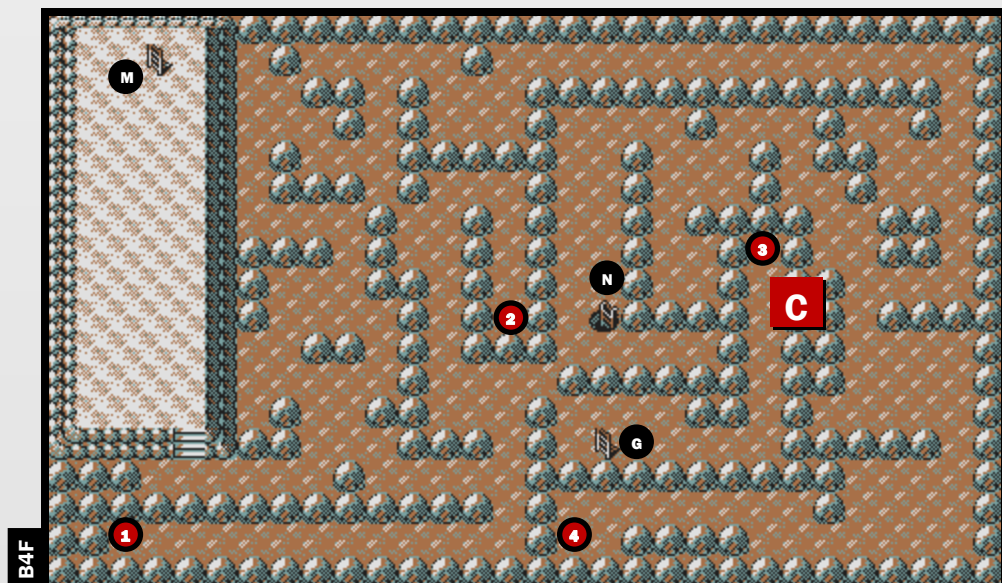






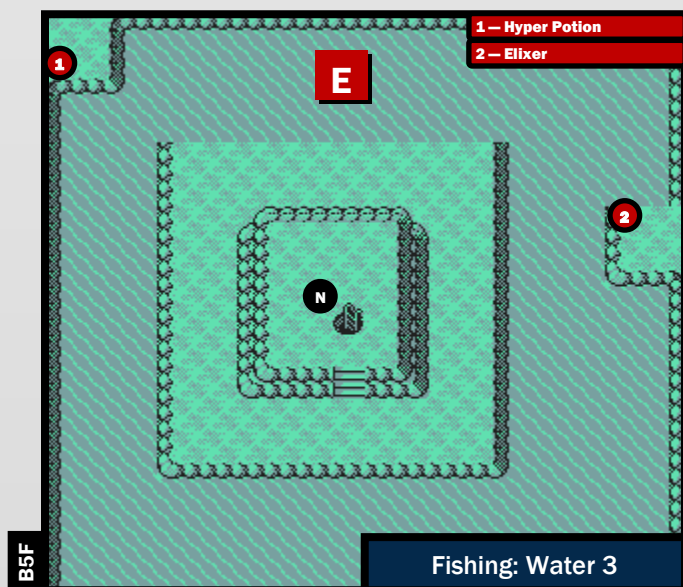
Fishing: Water 3






Boulder Mine (1F-B4F)	Percentage
Geodude	30%
Sandshrew	30%
Zubat	20%
Rattata	10%
Machop	5%
Onix	5%

Boulder Mine (B2F)	Percentage
Tentacool	90%
Tentacruel	10%



## A Minecarts in the mine

Here's a hint - the missing girl is right near the entrance of the cave. But you can't access her location without pushing a minecart out of the way. Your Pokémon will be able to do that once you've obtained the HM for Strength, which is hiding several floors down. That item is your true reason for being here in the mine.



Boulder Mine (B5F)	Morning	Day	Night
Zubat	55%	55%	55%
Psyduck	35%	35%	30%
Disturban	10%	10%	10%
Warfurs	0%	0%	5%

Boulder Mine (B5F)	Percentage
Psyduck	90%
Golduck	10%



## B Whitney helps with the search

If you stopped by the Teknos City Gym, you'd have noticed that Whitney is not there. That's because she's right here in the mine! But don't try to battle her now, because she's not having any of that at the moment. She's here looking for the missing girl as well, and has a reputation around town for being the person who helps out whenever there's trouble. She'll be popping up a few more times before you actually get the opportunity to battle her for a badge.



## C Pick up HM 04

Down on B4F is where you'll find the item you need. There are other locations to explore, deeper in the mine, but they can't be reached until you have the ability to Surf later in the game. For now, once you've got the HM, teach it to a Pokémon and return to the first level to rescue the girl.



## D And here she is

You'll find the missing girl right here on the first floor. Once you have Strength, make your way there and talk to her. Afterwards, you'll be returned to her grandpa's house in Teknos City. Talk to the grandpa in order to be given the Itemfinder, which helps locate items that can't be easily seen on the overworld.


## E Later on, return to the mine for Lapras

As soon as you have the ability to Surf, return to the mine for the opportunity to catch wild Warfurs, Disturban, and most importantly, Lapras. However, Lapras is a bit of a unique Pokémon. It does not appear randomly as an encounter, and only shows itself on Friday. Make your way to the deepest level of the mine on a Friday to encounter Lapras swimming in the waters. One appears each week, so you can return for another a week later.



### Machop

With a type advantage against normal-type Pokémon, Machop is a decent find here in the mine, as you could take one onto your team to have an advantage against Whitney, who you'll be up against decently soon. Machop and its evolutions are generally unchanged from before, but that isn't necessarily bad if you want a solid fighting-type on your team.



### Geodude

If you need to pick up a Pokémon here in the mine to teach Strength to, Geodude is a good contender for the job. Though its typing makes it exceptionally weak to water-types, it learns some great offensive moves, including Earthquake, which is possibly the game's best attack.



### Sandshrew

Sandshrew and evolved form Sandslash aren't particularly powerful, but they have decent defenses. They learn some good strategic moves such as Sandstorm in later levels, but nothing terribly powerful in terms of regular offensive attacks. This is the only place in the game to get a Sandshrew, so pick one up while you're in the area if you want it.



# D-4

# Return to Teknos

## Trouble at the Aquarium

Once you return to the city after rescuing the missing girl, you'll find that the Team Rocket Grunts that were blocking the entrance to the aquarium are gone, so you can head inside. As soon as you get inside, you'll run into



Whitney once again, who is not too happy about Team Rocket making themselves comfortable in here. Battle your way through a couple of Grunts on both floors of the aquarium to send them packing. They're in town to steal Pokémon to fund some sort of project - what could they be up to?



## Battle Whitney for the Plainbadge

After dealing with Team Rocket, Whitney will finally return to her Gym, so you can now head on over there and challenge her. She's impressed with what she's seen you accomplish around town, but that doesn't mean she'll go easy on you. Take out her team with a good fighting-type, or with some accuracy-reducing moves to prevent Miltank from landing too many consecutive Rollout attacks. After the battle, you'll be rewarded with the Plainbadge and the TM for the move Attract.



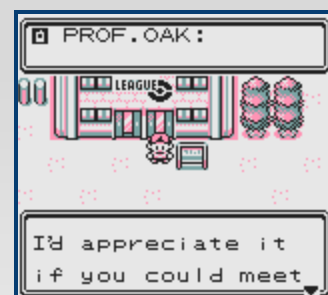
Gym Leader Whitney	
Pokémon	Level
Clefairy	Lv. 19
Miltank	Lv. 21

Whitney (rematch)	
Pokémon	Level
Clefable	Lv. 61
Lickilord	Lv. 62
Wigglytuff	Lv. 64
Snubbull	Lv. 64
Blissey	Lv. 60
Miltank	Lv. 65



## A phone call from Professor Oak

Immediately after exiting the Gym, you'll get a phone call from Professor Oak. He's got a request of you - meet him in Birdon Town to assist with studying Slowpoke at the Slowpoke Well. He's trying to learn more about the unique relationship between Slowpoke and Disturban, and is bringing you, Blue, and Silver back together to help with this research trip. Birdon Town is north of Westport City, and the road to get there is now clear. Take the ferry back to Westport and head north!

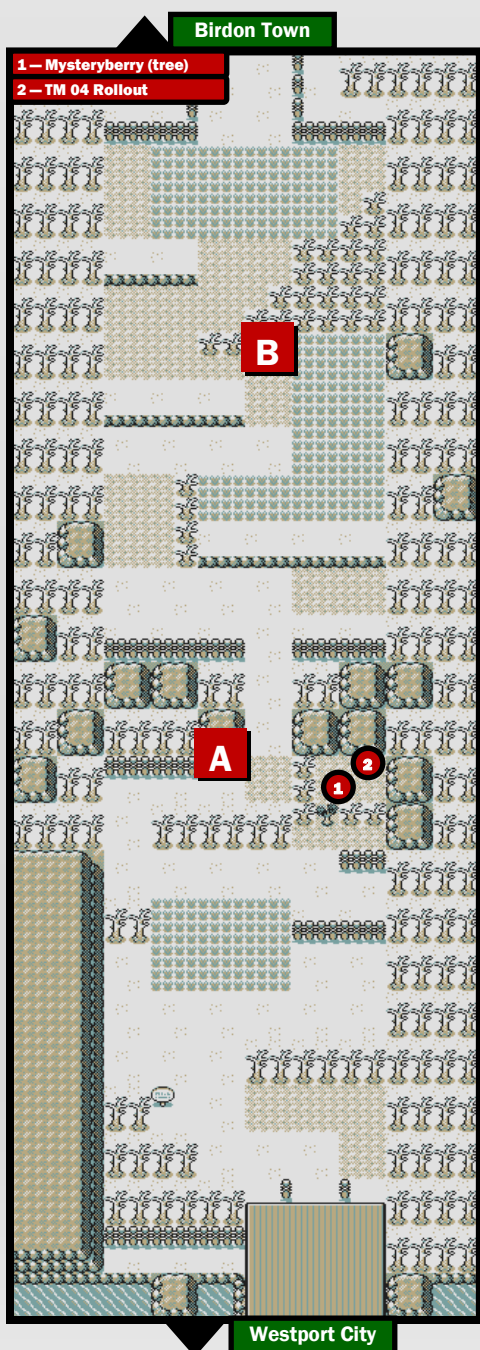


## Section E — The Fogbadge

North of Westport City is the small desert town of Birdon. Arid and dry, this section of Nihon contains many unique Pokémon. Travel up Route 103 to make your way there.

# E-1

## Route 103



### A Clear path ahead

The rock that was blocking this route earlier should finally be clear, and the path ahead open. If it's not, that means you've missed something back in Teknos City. Make sure Whitney has been defeated before heading north on this route.



### B Slowpoke Tails for sale?

A man standing here will offer you a Slowpoketail for sale. But why, though? Do people purchase the tails of Slowpoke? And where would this salesman be getting them? Either way, you can't buy it, because it's not even possible to have the amount of money that the man is asking for it. Something suspicious is going on here, though...



Route 103	Morning	Day	Night
Nidoran♀	30%	30%	30%
Nidoran♂	30%	30%	30%
Pidgey	20%	20%	0%
Meowth	10%	10%	10%
Abra	5%	5%	0%
Vulpix	5%	5%	5%
Hoothoot	0%	0%	25%




### Nidoran (♀/♂)

Both female and male Nidoran can be found here, and one of them might be worth picking up, as Nidoking and Nidoqueen can both learn multiple elemental punch moves, of which TMs can be bought at the Westport Dept. Store.



### Meowth

Meowth and evolved form Persian aren't much different this time around, but if you didn't get a Coinpur from the egg back in Pagota City, here's where you can catch a Meowth that can be used to breed for one once you get to Route 106.



### Meowth

### Vulpix and

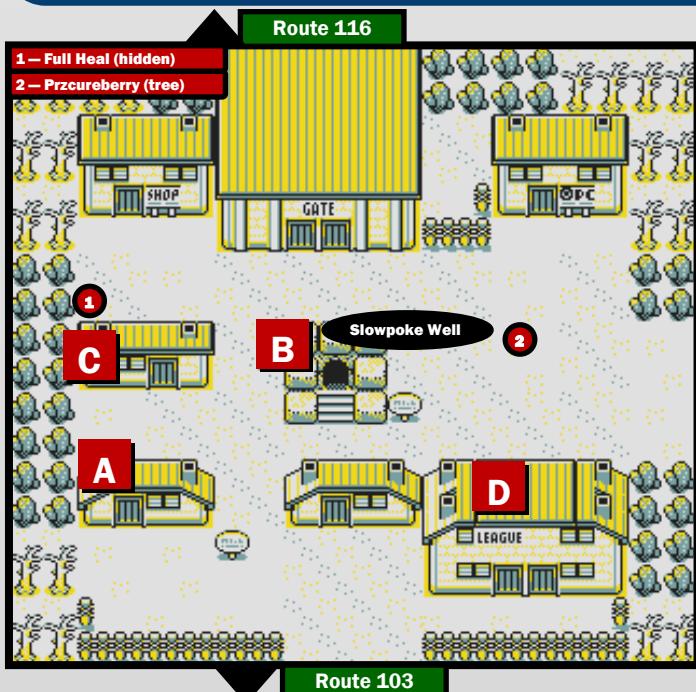
Ninetales are decent fire-type Pokémon, and like Meowth, the new baby Vulpii can be bred from one if you didn't happen to get one from the egg that was given to you. Not a bad choice for a fire-type on your party, though.



### Vulpix

## E-2

# Birdon Town



### A A visit to the Milk Bar

This building here sells MooMoo Milk, which is very useful as a healing item. The bartender will only sell one at a time, though. So deposit the one you have or have a Pokémon hold it if you want to purchase more. Also in this building is a young trainer who is interested in finding some friends to play video games with. Recommend the Game House near Westport City to him and he'll make his way there.



### B Climb down into the Slowpoke Well



Be sure that your Pokémon are ready and healed when you enter the well, as Silver will challenge you to a battle immediately. His team has grown quite a bit since your last encounter.

More information on the Slowpoke Well can be found on the next page.

### Rival Silver

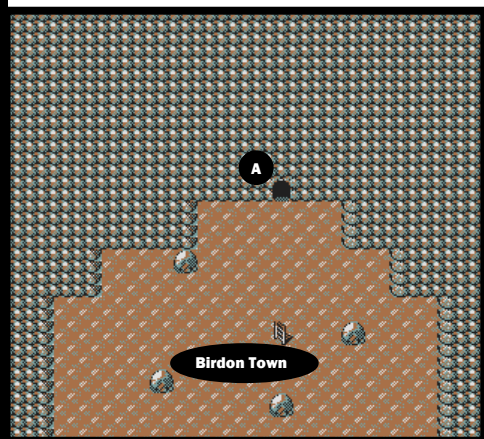
Pokémon	Level
Tyker	Lv. 19
Moibelle	Lv. 19
Grenmar	Lv. 20
Starter (stg 2)	Lv. 22



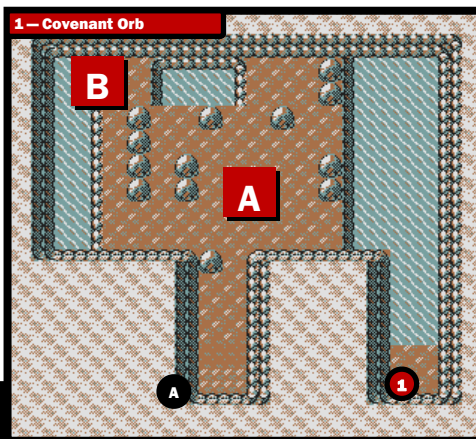
# E-3

# Slowpoke Well

B1F



B2F



Slowpoke Well (B1F)	Percentage
Zubat	100%

Slowpoke Well (B2F)	Percentage
Zubat	65%
Slowpoke	30%
Disturban	5%

Slowpoke Well (B2F)	Percentage
Slowpoke	90%
Slowbro	10%

## A Team Rocket's nefarious plan

As soon as you defeat Silver and make your way to the back of the well, you'll find

Professor Oak and Blue staring down a group of Team Rocket Grunts passing the time by cutting off the tails of Slowpoke, in order to sell them for profit. Clearly this is not a good thing for them to be doing, so it's time for you and your friends to kick them out of the well. But what is Team Rocket trying to raise money for? Professor Oak and Blue seem pretty concerned, and decide to make their way back to the Lab to do more research. Looks like studying the Slowpoke will have to wait.



Once Team Rocket is gone, you'll encounter an old man who is very grateful that you got rid of Team Rocket. He asks you to stop by his house when you get a moment.

## A Return for the King's Rock

Exit and return to the well to find a man who will give you a King's Rock. This item can be used to evolve Slowpoke if it's held while being traded. Additionally, if your Pokémon hold it in battle, it can cause your attacks to make your opponents flinch and lose their turn.



### Disturban

That strange creature on Slowbro's tail can now be caught on its own! Disturban has very high physical defense but middling stats otherwise. It can learn some excellent water and ground type moves in its later levels, which does a lot to make up for its stats.



### C Go see the old man

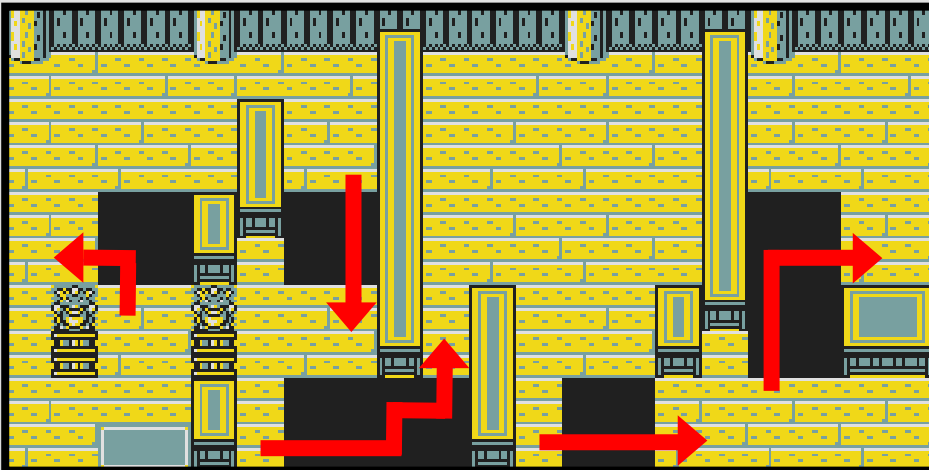
With Team Rocket kicked out of town, the old man will give you a reward for helping to protect the Slowpoke. HM 03 Surf is an excellent water-type attack, as well as an essential method of travel, as the move allows your Pokémon to carry you across water. You can't actually use the move outside of battle until you've defeated Enoki, so once you're ready, head over to the Gym to take him on.



### D Battle Enoki for the Fogbadge

Enoki uses ghost-type Pokémon, so a good dark-type Pokémon is what you'll want to use here. Alternatively, psychic-types are also pretty useful, as the Gastly line are also poison-type, which is weak to psychic. Though psychic is weak to ghost, so make sure you get your attacks in first!

Enoki's gym is a tricky maze of invisible pits that will send you back to the entrance of the gym. Use the map below as a reference if you get stuck.



Gym Leader Enoki	
Pokémon	Level
Stromen	Lv. 23
Haunter	Lv. 23
Gengar	Lv. 24

Enoki (rematch)	
Pokémon	Level
Bipulla	Lv. 64
Phandarin	Lv. 62
Gengar	Lv. 62
Ninetales	Lv. 63
Phandarin	Lv. 63
Gengar	Lv. 65

After defeat, Enoki will give you the Fogbadge, as well as TM 30, Shadow Ball.

With that out of the way, we're basically done in Birdon Town.

### Where to go next?

After defeating Enoki, we now have multiple ways to progress to our next destination, which is ultimately Sunpoint City. With Surf, you can technically get there very easily by going back to Teknos City and heading west to Route 120 and then north on Route 119. Or you can go north from Teknos City to the now-open Boardwalk to Sanskrit Town and then west on Route 118. But the path we're going to take in this guide brings us north to Route 116 and through Endon Cave. Endon Cave is technically entirely optional, so take another path if you want to avoid it.

Birdon Town Mart	
Poké Ball	200
Potion	300
Super Potion	700
Escape Rope	550
Repel	350
Antidote	100
Parlyz Heal	200
Sharp Horns	500
Steel Shell	500
Power Wings	500

## Section F – Western Nihon

There are no Gyms or badges to obtain in this chapter, but a number of important things need to be taken care of in this section of the map. Head north from Birdon Town to Route 116!

# F-1

## Route 116

Route 116	Morning	Day	Night
Ledyba	30%	0%	0%
Metapod	50%	50%	20%
Kakuna	15%	15%	15%
Cubone	5%	5%	5%
Spearow	0%	30%	0%
Spinarak	0%	0%	30%
Hoothoot	0%	0%	30%

### Spearow

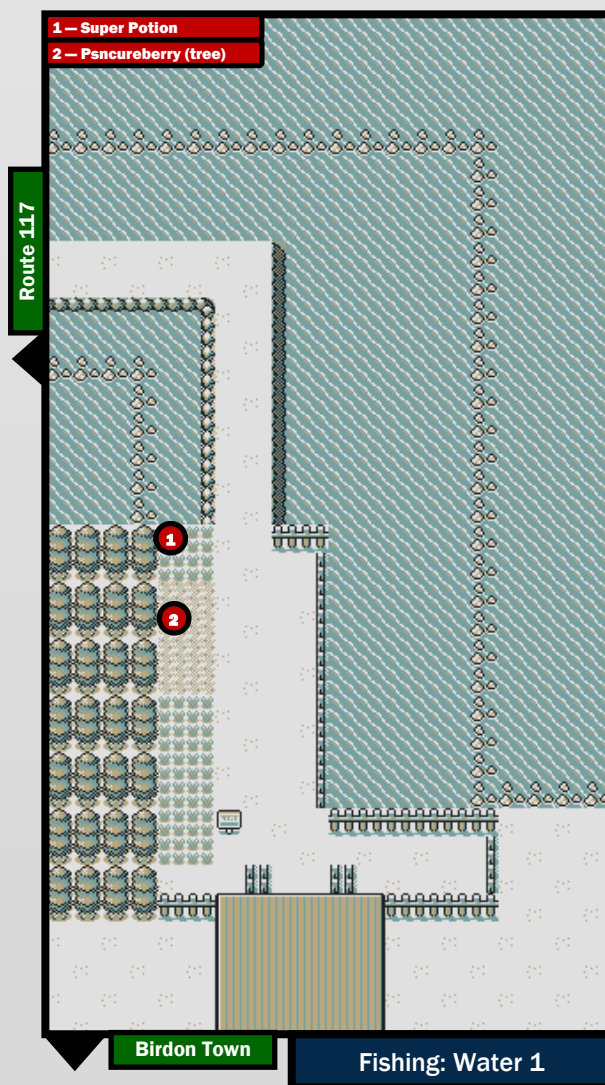


Interestingly, this is the first location in the game that Spearow can be encountered. Spearow and evolved form Fearow are decent flying-types, but at this point, if you wanted to have a bird Pokémon on your team, that slot has probably already been filled by another Pokémon.

### Cubone



This is the only place in the game that Cubone can be obtained (in the wild), so it might be worth grabbing on while you're here. Cubone and evolved form Marowak can learn some unique moves, but are mostly unchanged from before.

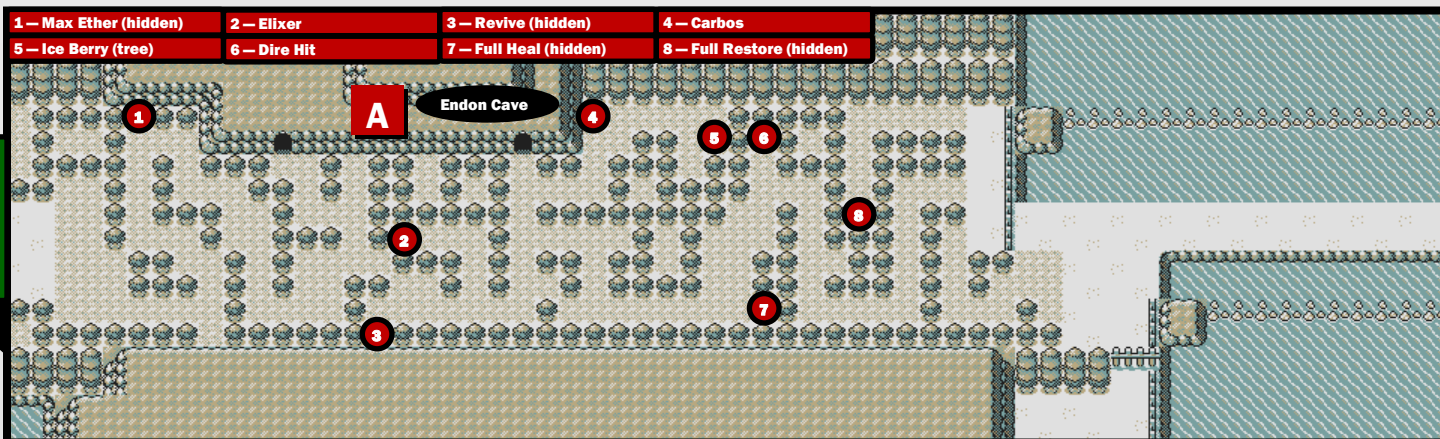


Route 116	Percentage
Tentacool	90%
Tentacruel	10%



# F-2

# Route 117



## A Hike through Endon Cave

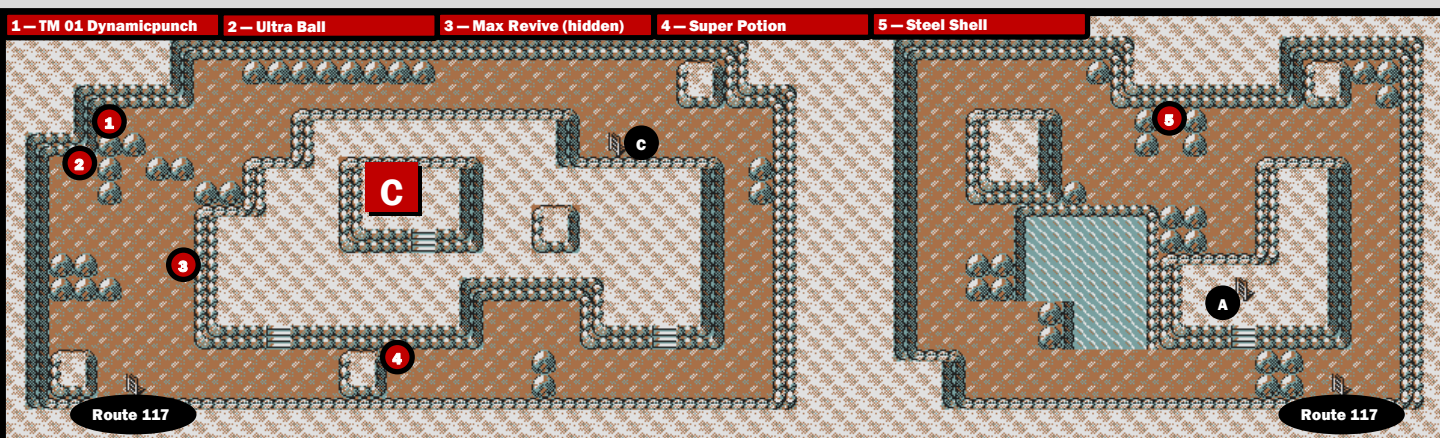
Once you get through the maze of trees, Endon Cave imposes itself upon your path. A relatively straightforward cavern, Endon Cave requires the move Surf to cross, so make sure someone in your party knows it. If you need a water-type Pokémon, Endon Cave contains a selection of them itself, so bring some Poké Balls if you need to capture one that can be taught Surf.

Headbutt: Overworld 1 | Fishing: Water 1

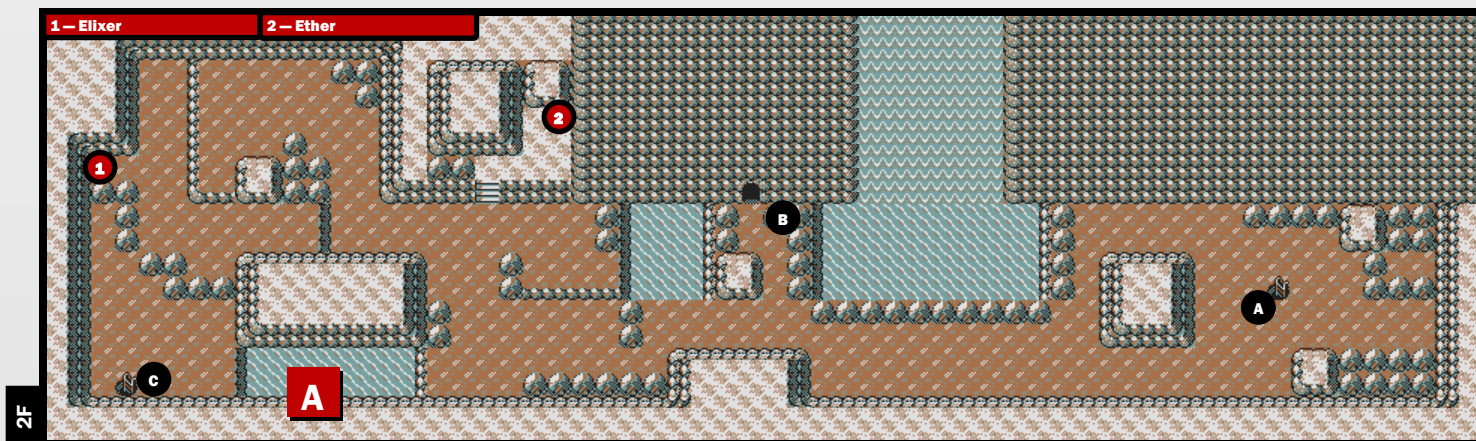
Route 117	Percentage
Tentacool	90%
Tentacruel	10%

# F-3

# Endon Cave



Fishing: Water 3



Fishing: Water 3

### A Surf is necessary

In order to get through the cave, you'll have to Surf across this pond. The other path will just turn you around in circles. Catch a Poliwhar or a Quagsire if you need something to teach Surf to.

Endon Cave	Percentage
Zubat	35%
Diglett	30%
Poliwhar	20%
Quagsire	10%
Grimer	5%

### B The water falls down

Endon Cave has an alternate exit that leads to the back of the Sanskrit Ruins, a location that will be covered soon. Though this exit cannot be reached now, as you'll need a Pokémon that can scale waterfalls, which you won't be able to obtain until much later in the game. Remember this location and come back later.

Endon Cave	Percentage
Magikarp	100%

### C A rich man hands out money

Be sure to talk to this man and listen to his tale, as once he's finally done talking, he'll give you a Nugget, which can be sold for a decent amount of money.




Diglett

Diglett learns the incredibly useful Dig move via level-up, which makes it an excellent Pokémon to keep on you while exploring caves such as this. It and Dugtrio are also pretty good ground-types.



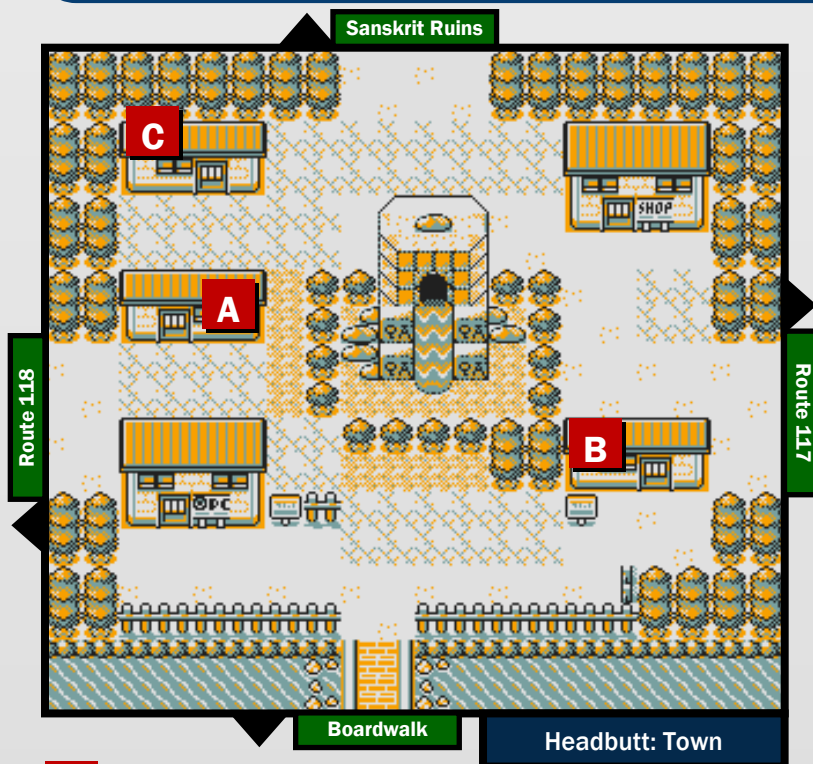
Quagsire

Quagsire can be very useful as a water-type Pokémon that can learn all of the water-type HM moves that are required to get through the game. It's not a bad Pokémon in battle, either.



Fishing: Water 3

# Sanskrit Town



## A Get the Coin Case

The man in this house will give you a Coin Case, which is a requirement in order to play games at the Game Corner just south of town, as well as a few other locations later on.



## B Ruins Research Scientists

This house is the research center for the Sanskrit Ruins just north of town. Come here to collect an Unown Doll decoration, once you have captured every form of Unown. What are the Unown? Read the section on the Sanskrit Ruins to find out more about these strange creatures.



## C Team Rocket in Sanskrit?

Team Rocket appears to have made some sort of base for themselves here in Sanskrit Town. There isn't anything to do here now, but remember that they're here.

## While in Sanskrit Town...


While we're still on our way to Sunpoint City, there are a few things that can be done here. North of town is the Sanskrit Ruins, which are home to strange creatures known as the Unown. Catching any or all of them is completely optional, but it's an interesting side quest to tackle.

South of town is the Boardwalk, which will take you back to Teknos City. The Boardwalk is home to the Game Corner, where games of chance can be played for coins that can be used to purchase useful items, and even some species of Pokémon. All of these things are optional, and you can head west to Route 118 immediately if you feel like it. We'll be covering these areas here before covering Route 118, so skip ahead to page 39 if you want to move forward now.

Sanskrit Town Mart	
Great Ball	600
Super Potion	700
Full Heal	600
Revive	1500
Antidote	100
Parlyz Heal	200
Awakening	250
Burn Heal	250
Super Repel	500




Headbutt: Overworld 2 | Fishing: Water 4



Sanskrit Town

## A Solve the first puzzle

Inside this cave and three others, is a sliding-panel puzzle that will come together to create a picture of a Pokémon. Each time a puzzle is solved, the floor will drop out beneath you and send you into the main chamber of the Ruins, and release a slew of new Unown into the chamber. The Unown are a series of 26 unique Pokémon, each one representing a letter of the alphabet. They aren't very powerful, but it can be a good challenge to find them all. You won't be able to find them all until all four puzzles are solved, so some will have to wait until the final puzzle chamber can be reached after being able to use the move Waterfall.



## B A scientist upgrades your Pokédex

Once you've obtained 3 distinct Unown, a scientist will appear at the entrance and offer to upgrade your Pokédex to keep track of which variants you've obtained. You'll need to meet him down at the research center in town for him to complete the upgrade.



Sanskrit Ruins Outside	Morning	Day	Night
Rattata	60%	60%	60%
Ledyba	30%	0%	0%
Smeargle	5%	5%	5%
Pidgey	5%	35%	5%
Spinarak	0%	0%	30%

Sanskrit Ruins Inside	Percentage
Unown	100%

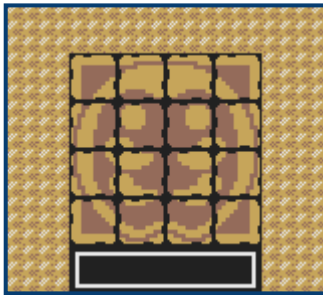
Sanskrit Ruins Outside	Percentage
Molambino	60%
Quagsire	40%

## **B** Come here through Endon Cave

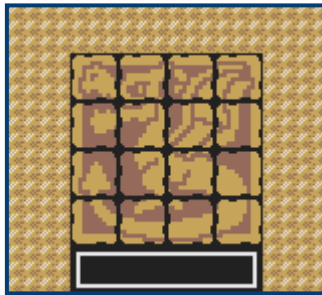
This section of the Ruins can only be accessed through Endon Cave. As noted earlier, you'll need the move Waterfall to traverse the part of the cave that leads to this part of the Ruins. Once you're able to get here, you can solve the final puzzle and encounter the rare Pokémon Smeargle.

### **Solve the sliding panel puzzles...**

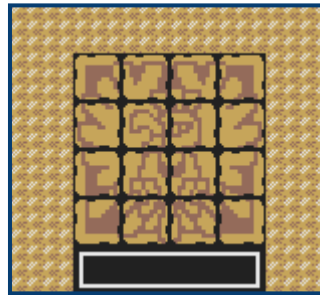
Just for reference, here are the solutions to the four sliding panel puzzles that need to be solved in order to release all 26 Unown.




Kabuto



Aerodactyl



Ho-Oh



Omanyte




#### **Smeargle**

Smeargle can technically learn any move in the entire game, assuming it gets used on it first. Smeargle's ability, Sketch, gives it the chance to permanently learn the last move that it observes. It learns Sketch every 10 levels, so there are multiple chances to teach it a unique moveset if you can use it in the right situations to teach it specific moves.



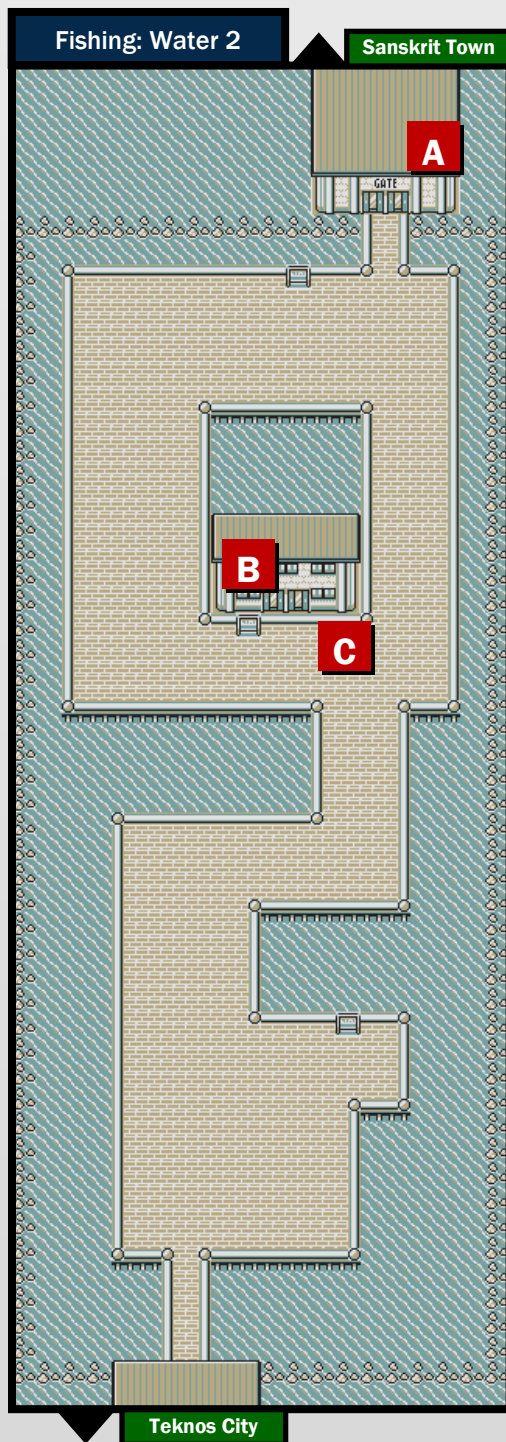
#### **Molambino**

While Molambino is a pure water-type Pokémon, its evolutions, Angore and Lurreel, gain the steel-type as well. This unique combination gives them a number of defenses that most water-types don't have, and they have decent enough stats to be a useful member of your party if you're looking for a new, unique water-type Pokémon to use.



#### **Unown**

Unown has the unique trait of having 26 different forms, something no other Pokémon can claim. Each Unown learns the move Hidden Power, which deals damage as a unique type between each individual Unown. For example, one Unown's Hidden Power could do grass-type damage, and another's could do fighting-type damage. It's hard for its low stats to make any use of this unique ability.



### A The drowsy guard talks in his sleep

Talk to the guard in this gate to be given TM 35 Sleep Talk, a move that Pokémon can use while they're asleep. Useful to pair with the move Rest, so a Pokémon can sleep to heal itself and still attack.

### B Test your luck at the Game Corner

The main attraction in this area is the newly-opened Game Corner, where a number of prizes can be won. See below for a list of prizes and the number of coins each one costs. This is where you'll find many decorations to use in your bedroom back in Silent Town. There are two games to play here - a standard slot machine, and a game where you guess which card out of 24 will be shown.

#### Coin Clerk

50 Coins	1000
500 Coins	10000

#### Prize Clerk 1 (prices are in coins)

Pink Bed	1800
Polkadot Bed	1800
Pikachu Bed	1800
Blue Carpet	1800
Yellow Carpet	1800
Green Carpet	1800
Magnaplant	1800
Tropicplant	1800
Jumboplant	1800

#### Prize Clerk 2 (prices are in coins)

Poison Stone	800
Heart Stone	800
Moon Stone	800

#### Prize Clerk 3 (prices are in coins)

Abra	100
Cubone	800
Bipulla	1500

### C Teach your team new moves

Just outside the Game Corner (and only on Wednesdays and Saturdays), you can find a man who has the ability to teach your Pokémon either Flamethrower, Thunderbolt, or Ice Beam, for the decently hefty fee of 2000 coins. These moves can be very useful, so it may be worth coughing up the coins.



Boardwalk	Percentage
Goldeen	60%
Poliwag	30%
Seaking	10%

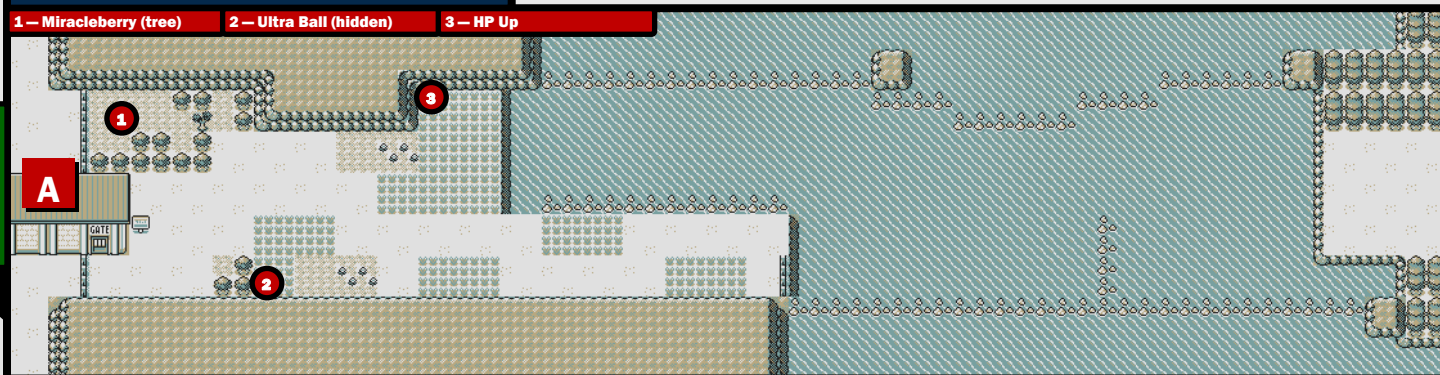


# F-7

# Route 118

Headbutt: Overworld 2 | Fishing: Water 1

1 — Miracleberry (tree) 2 — Ultra Ball (hidden) 3 — HP Up



Route 118	Morning	Day	Night
<b>Spearow</b>	30%	60%	60%
<b>Pidgey</b>	20%	20%	20%
<b>Tangela</b>	40%	10%	10%
<b>Doduo</b>	10%	10%	0%
<b>Houndour</b>	0%	0%	5%
<b>Clefairy</b>	0%	0%	5%

Route 118	Percentage
<b>Tentacool</b>	90%
<b>Tentacruel</b>	10%

Doll Salesman (Tuesday)	
<b>Charmander</b>	5000
<b>Diglett</b>	5000
<b>Staryu</b>	5000

## A A Tuesday visit for the Doll Salesman

You know the drill by now - the Doll Salesman shows up in this gate, only on Tuesdays. His stock is listed on this page. Grab some dolls if you want them, ignore him if you don't.



### Houndour

Houndour and evolved form

Houndoom are among the better dark-types in the game, learning some good offensive dark-type attacks. They also learn some good fire moves, and are able to take advantage of them due to their above average special attack stats.



### Clefairy

This is the only place in the game

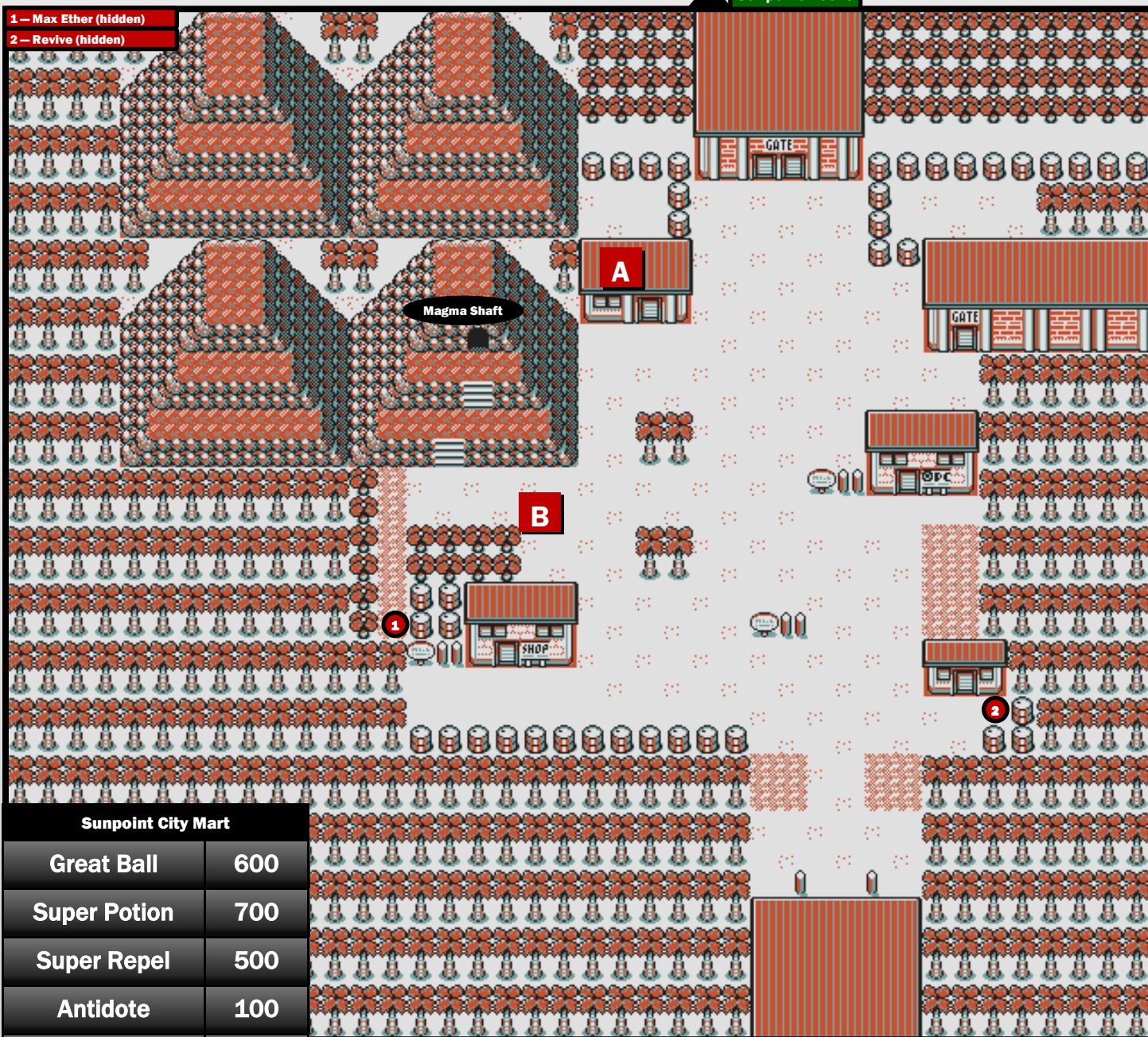
that Clefairy can be found in the wild, and they're a bit difficult to encounter. Clefairy and Clefable are mostly unchanged, but they can be bred for new baby Pokémon, Cleffa, which is the only way to obtain it if your egg from Pagota City didn't hatch into one.

# F-8

# Sunpoint City

1 — Max Ether (hidden)

2 — Revive (hidden)



## Sunpoint City Mart

Great Ball	600
Super Potion	700
Super Repel	500
Antidote	100
Parlyz Heal	200
Awakening	250
Burn Heal	250
Wisdom Orb	500
Energy Wall	500
Detect Orb	500

## A Time to shred, dude!

Talk to the boy in this house to get the Skateboard, which works similarly to the Bicycle but can be used in more places. He'll only give it to you if you have the bike already, so make sure you got that in Westport City.



## B Rocks in the way


You've likely noticed the large cave system towering over the west side of town. However, it isn't currently possible to reach the entrance, thanks to some rocks that have fallen on the ground. Eventually, you'll be able to use the move Rock Smash to clear the way, but for now this area is inaccessible. We'll cover the Magma Shaft later on, on page 84.



# F-9

## Sunpoint Docks

Fishing: Water 2



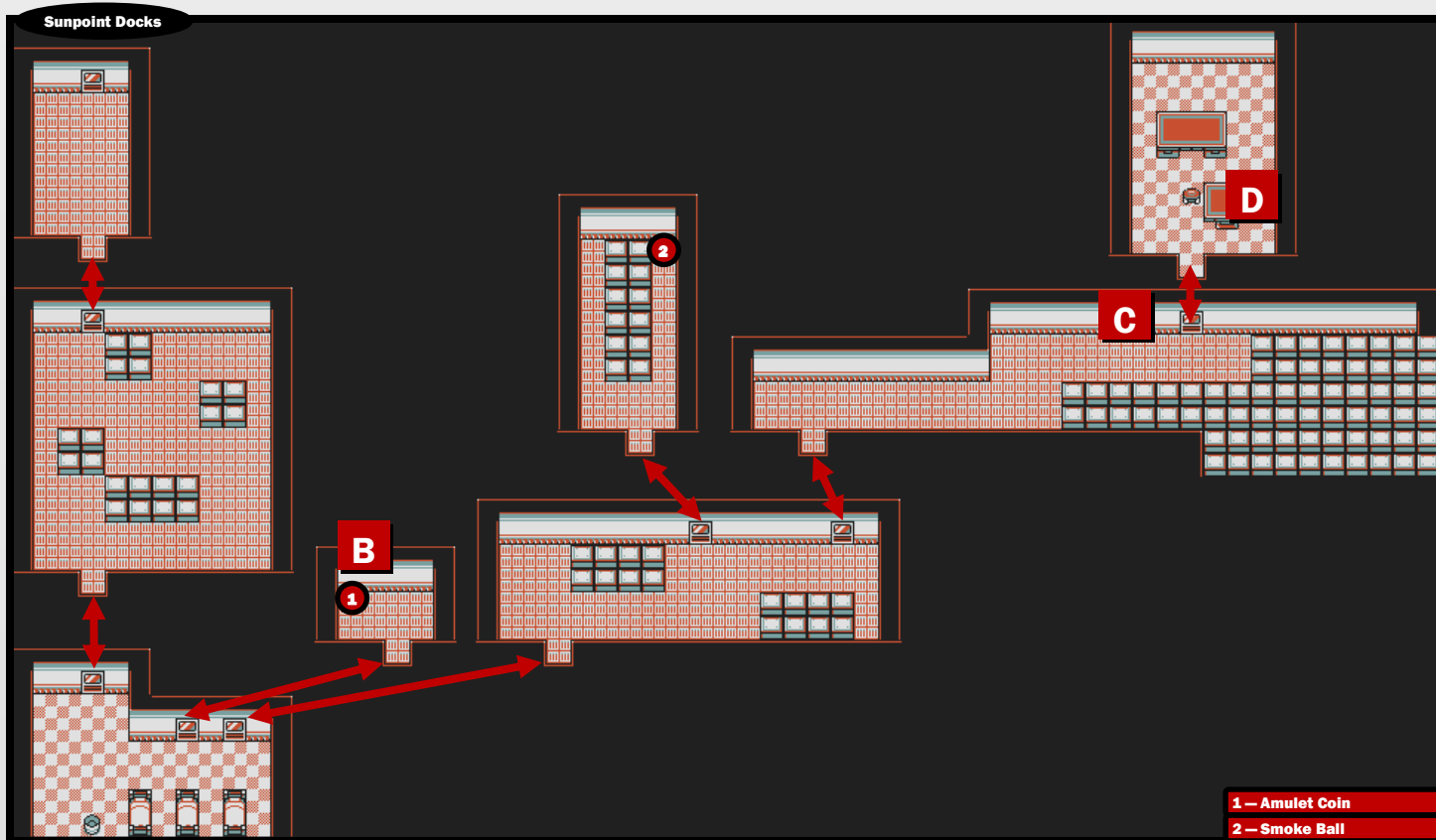
Sunpoint Docks	Percentage
Tentacool	90%
Tentacruel	10%

### A Team Rocket's docked ship

As soon as you enter the docks, you'll notice that Team Rocket Grunts are absolutely everywhere. One guards the entrance to the ship, and is easily defeated. Head on inside to find out more about what they could be up to! Be warned, though, another battle awaits the moment you set foot on the ship!







## B Grab the Amulet Coin

Be sure to pick up the Amulet Coin item in this room, as this is the only way to get one until very, very late in the game. This item can be held by a Pokémon, and if that Pokémon is used in battle, you will receive twice the prize money afterwards.

## C Go get the Ship Key in Sanskrit Town

Once you reach this door, you'll be told by a Grunt that you can't continue unless you find a Ship Key, and that no one on the boat other than the Captain has one. This is true, but if you remember, there are also Team Rocket Grunts hiding out in Sanskrit Town. One of the Grunts there has another key. Go



defeat him and get it!

## D An impostor and a battle with the Captain

Woah! Team Rocket has a lackey who looks like Professor Oak! Clearly it isn't him, but the resemblance is close enough that some people could be fooled. Why is he working with Team Rocket, and what will they be using him for? After meeting this impostor, you'll be challenged to a battle with the Captain of the ship. After defeating him, you'll find yourself back outside on the dock, and the ship will be nowhere in sight. And with that, it's time to head back to Birdon Town and east to Route 104!



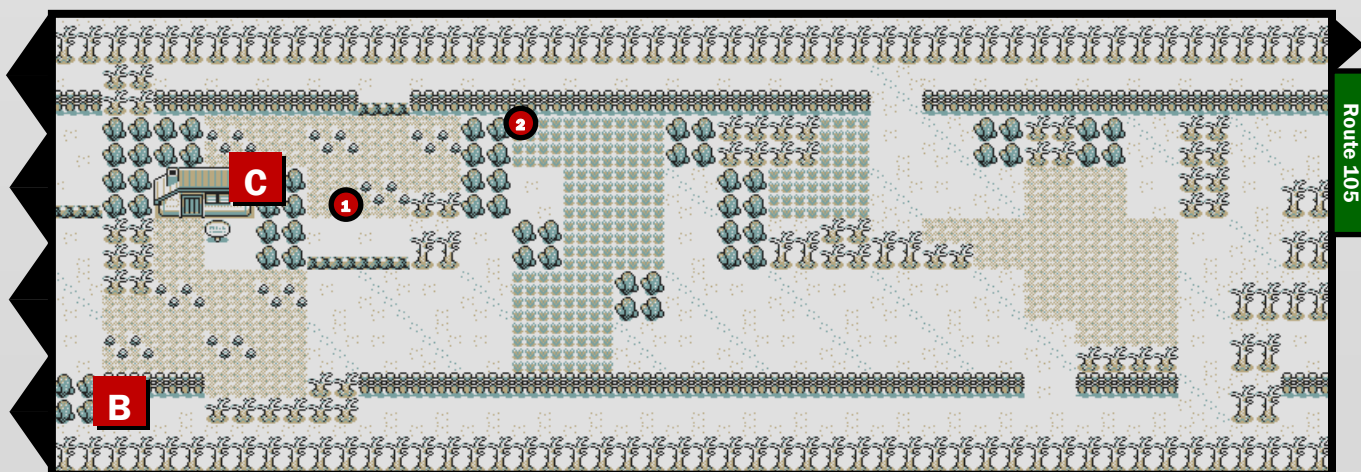
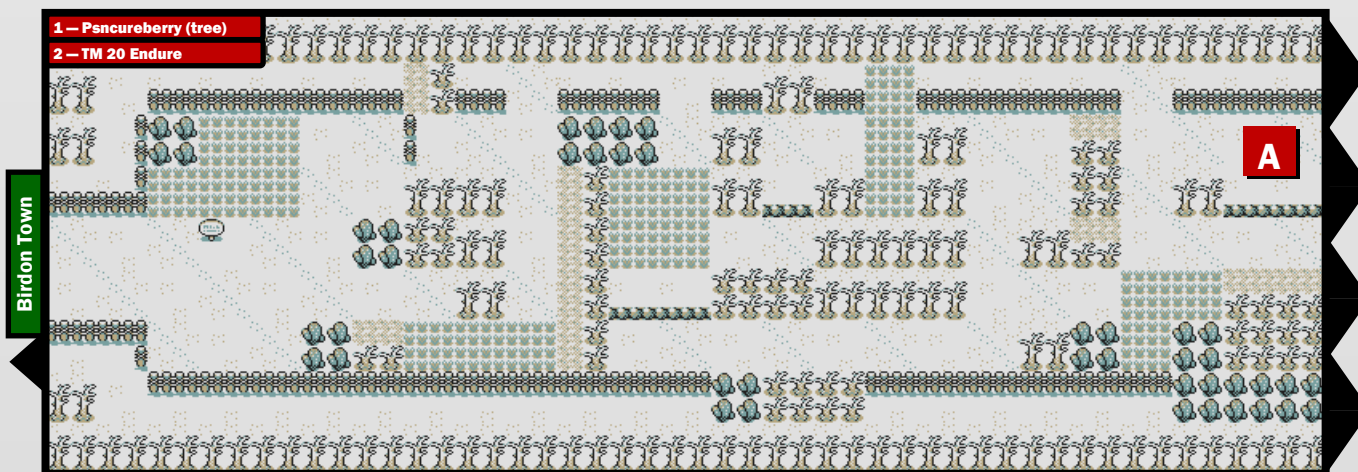
Team Rocket Captain	
Pokémon	Level
Koffing	Lv. 25
Stromen	Lv. 26
Houndoom	Lv. 28

## Section G — The Mineralbadge

With Team Rocket out of Sunpoint, it's finally time to set our sights on the next badge, over in Alloy City. Head east from Birdon to begin your journey. But be prepared - it's a long way!

# G-1

# Route 104



### A Tuscany of Tuesday

Stop by this ledge on a Tuesday to meet Tuscany, who will give you the Pink Bow, an item that can be used to power up normal-type moves.



## B Walk through Geoffrey's garden

For some reason, the man that lives in this house had the idea to start a garden directly in the path that people will need to traverse in front of his house. If you're following this guide's walkthrough, he actually shouldn't be outside right now. Come by too early, though, and he'll get mad at you for trying to step on his flowers. Make sure you've gotten rid of Team Rocket at Sunpoint City before passing through here.



## C Get a berry from Geoffrey


Although he doesn't want travelers stepping in his garden, Geoffrey is a nice guy who will give you a Pscureberry if you stop inside his house for a visit. He also has a tree growing behind his house that you can obtain another berry from, if you so choose...

Route 104	Morning	Day	Night
<b>Doduo</b>	30%	30%	0%
<b>Rattata</b>	30%	30%	30%
<b>Natu</b>	30%	20%	20%
<b>Mareep</b>	5%	15%	15%
<b>Pidgey</b>	5%	5%	0%
<b>Murkrow</b>	0%	0%	30%
<b>Bipulla</b>	0%	0%	5%



### Bipulla

Despite its ghostly sort of appearance, Bipulla is not a ghost-type! It is instead a dark and normal-type Pokémon, that evolves into Girafarig, a giraffe Pokémon with two heads! A very strange Pokémon to use, Bipulla learns several techniques that can take down opponents almost as easily as they can take itself down! This Pokémon is best used by someone who wants to try a more strategic battle style, or by someone who just wants to use something new and interesting!



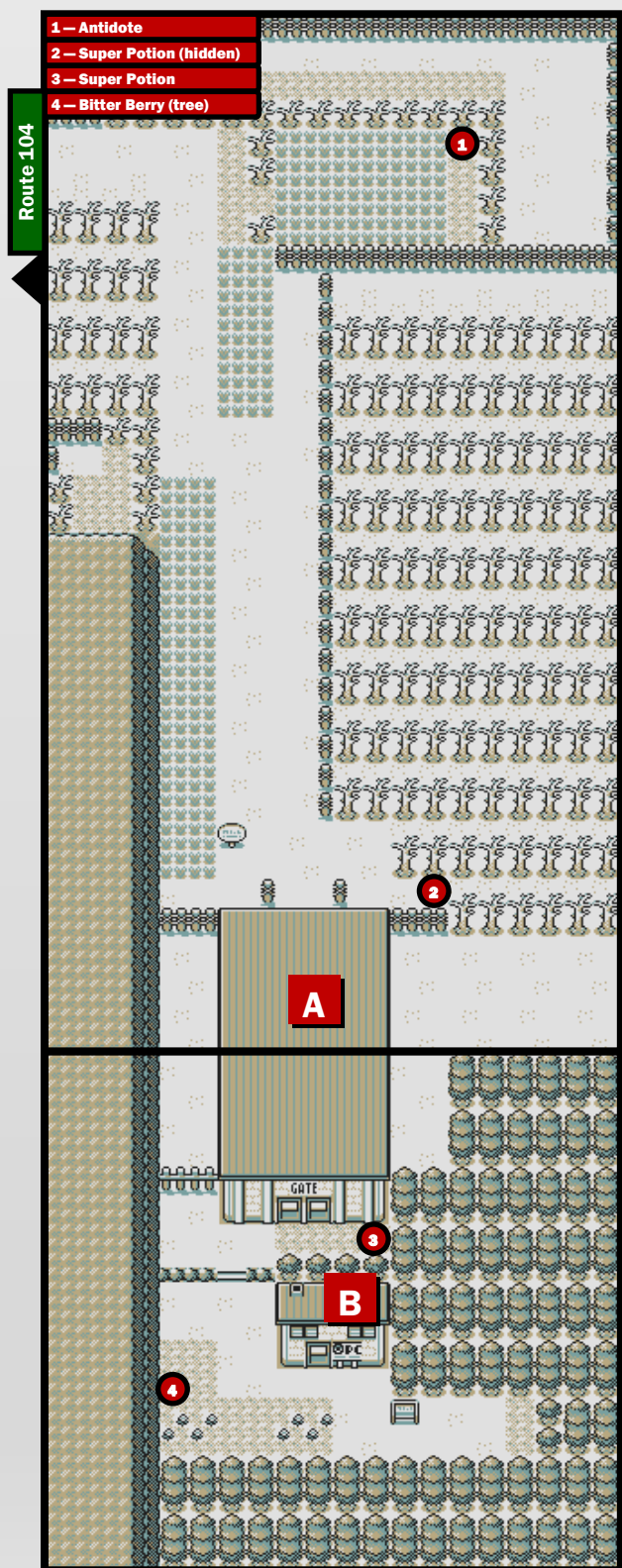
### Natu

Natu and evolved form Xatu are another of many different options for bird Pokémon to use in your party. However, these two have the distinction of not only being flying-type, but also psychic-type as well! They can learn some pretty good psychic moves as they level up, so if you want to have something on your party that has psychic-type moves, but also fulfills the need for a flying-type, take a look at Natu.



# G-2

# Route 105



Route 105	Morning	Day	Night
<b>Doduo</b>	30%	30%	0%
<b>Rattata</b>	30%	30%	30%
<b>Natu</b>	10%	20%	20%
<b>Mareep</b>	25%	15%	15%
<b>Magnemite</b>	5%	5%	5%
<b>Murkrow</b>	0%	0%	30%



## Murkrow

Murkrow is an interesting Pokémon appearance-wise, but has relatively mediocre stats. There are plenty of other bird Pokémon to use on your party, but if you want to shake things up with the relatively difficult to use dark-type, perhaps Murkrow could earn a spot on your team.

## A A Wednesday visit from the Doll Salesman

Here's where the Doll Salesman spends his Wednesdays, in this gate between Route 105 and Route 106.

Doll Salesman (Wednesday)	
Squirtle	5000
Magikarp	5000
Oddish	5000

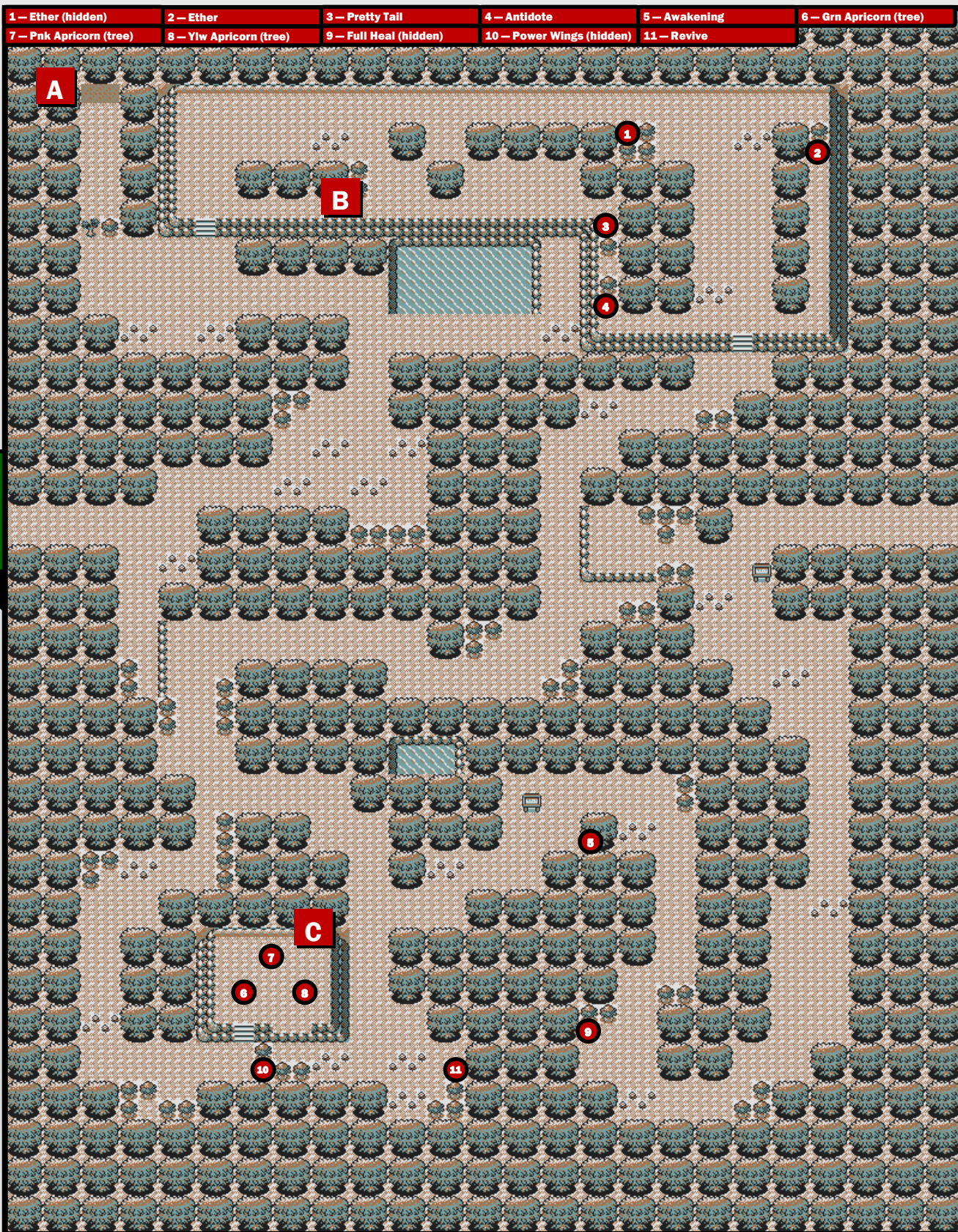
## B Rest at the Poké Center before Jade Forest

It's important to point out that this part of the map with the Poké Center is technically part of Route 106. Most of what's important on Route 106 is on the other side of Jade Forest, which sits in the middle. We'll cover that once we get through the forest. Take a rest at this Poké Center before heading into Jade Forest, as it can be a quite difficult place to get through.



# G-3

# Jade Forest






Jade Forest	Morning	Day	Night
Paras	30%	30%	30%
Spearow	30%	30%	0%
Hoppip	20%	20%	20%
Skiploom	10%	10%	10%
Sunflora	5%	0%	0%
Aipom	5%	5%	5%
Scyther	0%	5%	0%
Hoothoot	0%	0%	30%
Pinsir	0%	0%	5%

## A Snorlax slumbers

Back here in this somewhat hidden section of the forest is a small glade that has a lone Snorlax sleeping the day away. Or is he? Dare to disturb it? This is the only Snorlax that can be found in the game, so it might be a good idea to do so.



Jade Forest	Percentage
Psyduck	90%
Golduck	10%

## A Get TM 02 Headbutt

A boy here will let you know that he's having his Pokémon hit trees to see what falls out. He'll give you TM 02, which teaches the move

Headbutt, a move that can be used on the field to find Pokémon hiding in trees. Each map with trees that can hit will be labeled in this guide with a description that shows what groups of Pokémon can be found there. Use the index on page 164 to see more information about how Pokémon distribution within the different Headbutt groups works. After you've received the TM from this boy, you can purchase more of them at the Westport Dept. Store.



## C The last of the Apricorn Trees

Between Silent Hills, Pagota City, and now here in Jade Forest, you've located all seven Apricorns that can be given to Kurt to make custom Poké Balls. Be sure to make use of those for the unique situations that they provide advantages in.

### Aipom

As a normal-type Pokémon without any evolutions and pretty low stats, Aipom doesn't seem to serve too much of a purpose other than just being an interesting new Pokémon to search for and encounter here in Jade Forest. It's decently uncommon


but can be found at all times of the day, so just keep an eye out whenever you're here if you're looking to snag one.



### Sunflora

Only showing itself in the morning hours, Sunflora has a decent type combination of grass and psychic, but doesn't learn too many powerful moves. Solarbeam can be useful when paired with Sunny Day, but Sunflora won't learn

Solarbeam until level 46, so you'll be left waiting for a while. It has decently high special attack, but pretty poor stats otherwise.





### Scyther

The best bug-type Pokémon is even better now, mostly due to its brand-new second stage evolution, Scizor, at level 41. It gains the new steel-type upon evolving, which has the disadvantage of


making Scizor very vulnerable to fire-type moves, but comes with advantages like increased defenses and other resistances.



### Pinsir

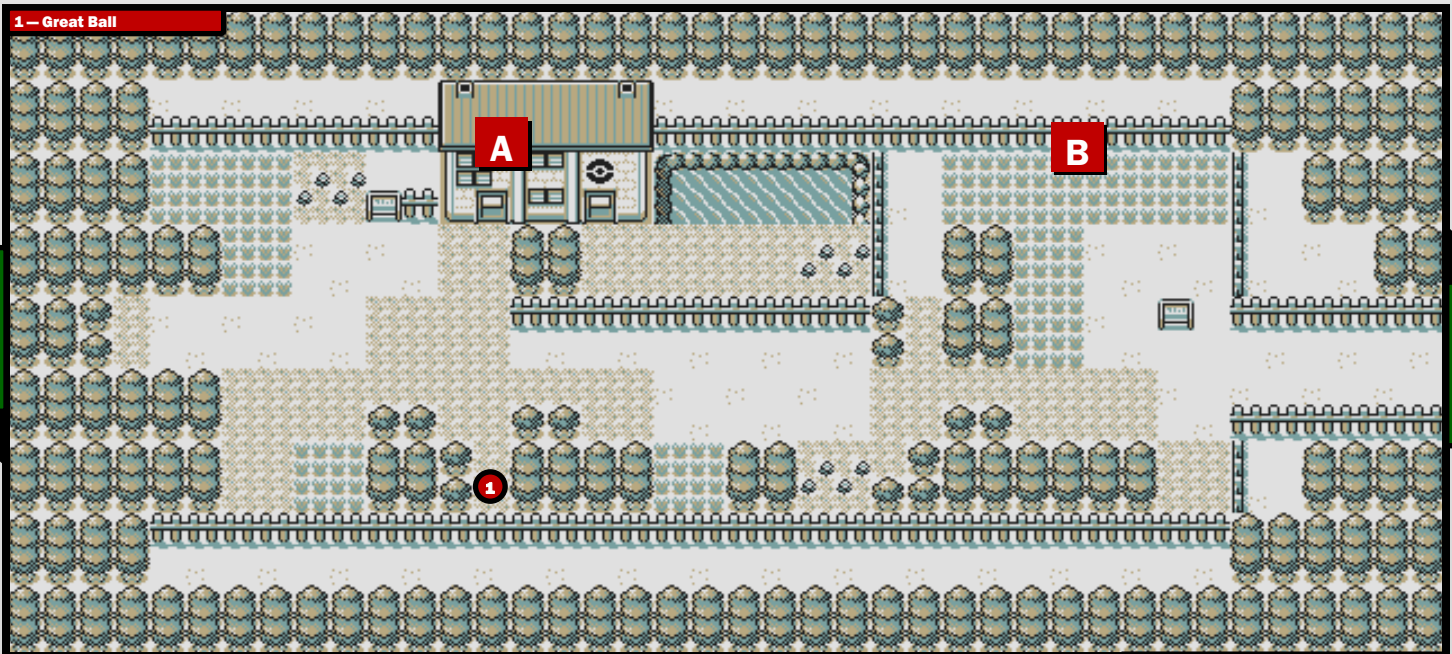
Pinsir has gained similar advantages to Scyther, with it as well gaining a second evolution, Triclus, at level 42. Triclus gains the steel-type as well, and has slightly higher attack than Scizor, but is

slightly slower. Both Pokémon are essentially the best bug-types in the game, so pick between them if you want one on your team.



## G-4

# Route 106



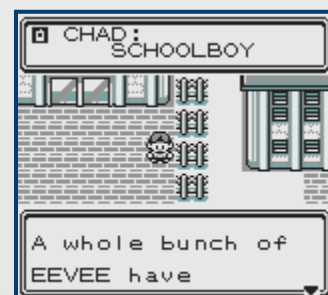
### A Grab another Egg

This building is the Day-Care, which is notable because it's the main way to obtain several Pokémon, especially baby Pokémon, by breeding their evolved forms. More on breeding on page 169. For now, stop by and talk to the old man inside, who will give you another Egg, just as Professor Oak's Aide did way back in Pagota City. This Egg is actually identical in its probability of hatching into specific Pokémon, so see the chart back on page 11 for reference. These two Eggs are your main shot at getting baby Pokémon without breeding for them yourself, so anything else will need to be bred for.

Headbutt: Overworld 3

## B Find when to catch Eevee

Be sure to battle Schoolboy Chad here, and get his phone number afterwards. Unlike other trainers that simply call for rematches, Chad here will call you when he notices that there are wild Eevee appearing frequently on this Route. Eevee do appear here, but usually with only a 1% chance of an encounter. When Chad calls you, stop by and find them with an approximately 33% chance. It's the easiest way to catch several of them to build a team of the many different evolved forms without having to breed for more.



Route 106	Morning	Day	Night
Paras	30%	30%	30%
Pidgey	30%	30%	0%
Hoppip	20%	20%	20%
Drowzee	10%	10%	10%
Ditto	5%	5%	5%
Pikachu	4%	4%	4%
Eevee	1%	1%	1%
Hoothoot	0%	0%	30%



### Drowzee

Drowzee and evolved form Hypno are mostly unchanged here,

but that isn't necessarily a bad thing. They're still both decent psychic-types that place an emphasis on putting the opponent to sleep. It's a good strategy to use in many battles, so pick one up if this is a strategy you'd want to try.



### Ditto

Ditto itself is exactly as it was before,


with its ability to assume the form of any other Pokémon. However, it now has a new purpose as a partner that can breed with almost anything. It also gains a new evolved form, Mimmeeo, that cannot breed but has better stats to take advantage of its transform ability in battle.



### Pikachu

You already know everything

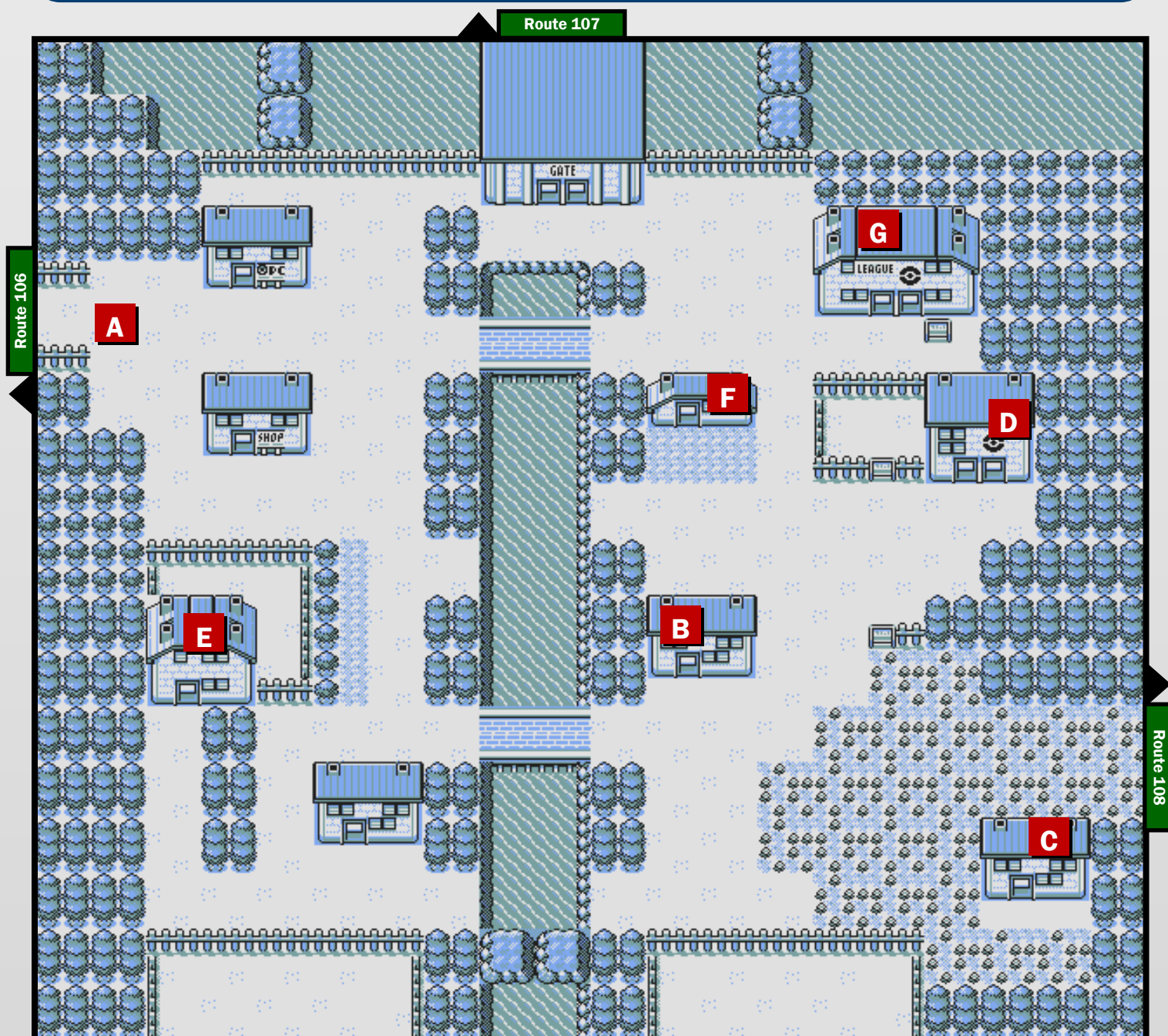
you need to know about Pikachu. Pikachu and Raichu remain excellent choices for electric-type Pokémon, and if neither of your Eggs hatched into Pichu, you'll need to grab a Pikachu to breed for one on your own in order to obtain the new baby Pokémon.



### Eevee

The best thing about Eevee here is its

three new forms - Espeon, Umbreon, and Leafeon, which are psychic, poison, and grass-type respectively. They evolve with the new Heart Stone and new Poison Stone items, as well as the returning Leaf Stone. Add them to a party with the original three evolutions for a full team of six.



### **A** An encounter with Silver (no battle)

As soon as you walk into town, Silver will burst out of the Poké Center and tell you all about what he's been up to. It's nothing interesting, but he doesn't want to battle at this time. Good thing, too, as you probably haven't had a chance to heal since traversing the forest yet.



Headbutt: Urban | Fishing: Water 1

Alloy City	Percentage
Tentacool	90%
Tentacruel	10%



## B Get the Good Rod

If you're interested in fishing for Pokémon, the Good Rod can be obtained by the man in this house. It allows access to a much wider range of Pokémon than the Old Rod does, so a much better fishing experience can be had with it.

## C A relatively unnecessary trade

The man in this house will offer to trade you a Voltorb for a Krabby if you have one. While Krabby can now be caught right here in town if you got the Good Rod, Voltorb will also soon be available to catch in Ampare Cavern. Trading for one right now will technically get you one earlier than catching one in Ampare Cavern, but it's not much of an offer.



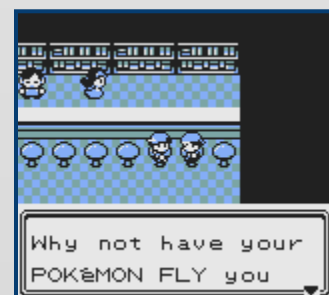
## D Fight for Tyrogue

In this building, if you can defeat the four men lined up inside the dojo in battle, their master will reward you with the new Pokémon Tyrogue, which can evolve into both Hitmonlee and Hitmonchan, as well as the new Pokémon Hitmontop. It has a unique evolution method, with its attack and defense stats at level 20 determining which Pokémon it evolves into. Breed the evolutions for more Tyrogue in order to get the other two evolutions. Also, pick up the Focus Band item inside this building while you're here, a held item that can sometimes prevent the holder from fainting in battle.



## E Get the HM for Fly

Alloy Café is apparently home to some delicious food. You won't be able to eat any of it, though. However, there is a sailor inside who will give you HM 02, which teaches Fly, a very useful move that allows you to instantly travel back to any city or town that you've previously been to. You can't use it just yet, though, as it requires the badge from Alloy City's Gym.



## F An old man has a tale to tell (but not yet)

If you talk to the old man in this house, he'll say that there's an evil presence looming over Nihon, and that a bird will not return until it is gone. For clarification, he's talking about Ho-Oh not returning to its original roost on the 5 Floor Tower until Team Rocket has been defeated and kicked out of Nihon. Come back later and talk to him once that's all taken care of. The Ho-Oh event and the locations of other Legendary Pokémon will be covered later on once they are accessible.

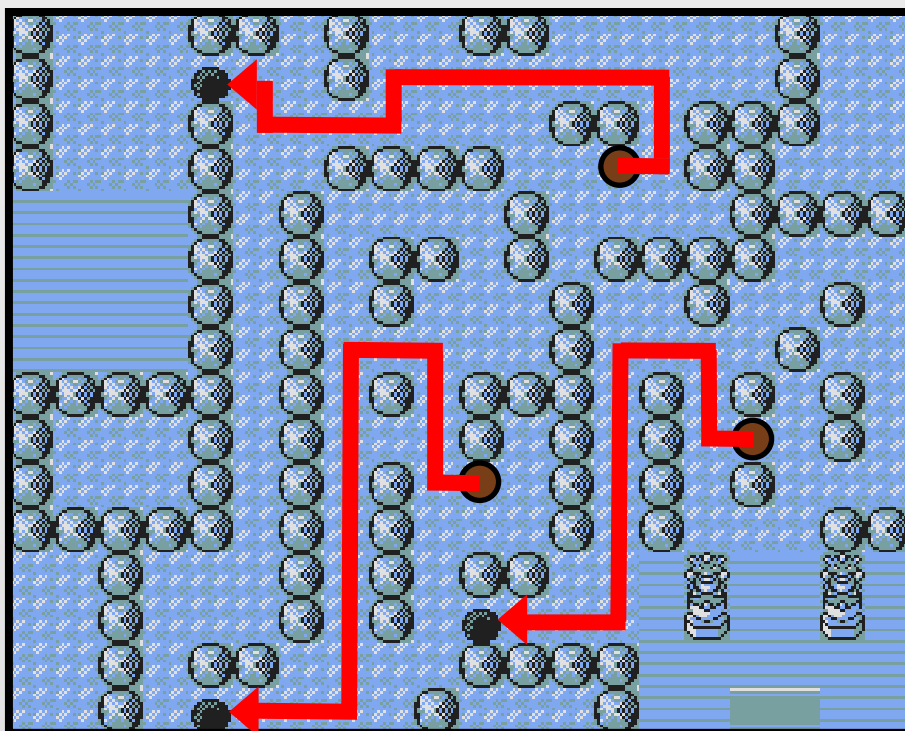
Alloy City Mart	
Great Ball	600
Super Potion	700
Hyper Potion	1200
Antidote	100
Parlyz Heal	200
Awakening	250
Ice Heal	250
Super Repel	500
X Attack	500
X Defend	550
Steel Shell	500
Power Wings	500

## G Face off against Jasmine for the Mineralbadge

It's finally time to get another Gym Badge. Jasmine uses the steel-type, which is weak to water and electric-types. However, Magnemite and Magnetron are steel Pokémon that you'll encounter here, and their electric type cancels out their weakness to other electric-types, and is also a weakness of water-types. So choose your Pokémon carefully here!

Jasmine's Gym is a maze of boulders, and you'll have to push three of them into holes to progress. The map here charts out the paths you'll need to push the boulders in.

Defeating Jasmine will earn you the Mineralbadge and TM 23, which teaches Iron Tail. And that about wraps up our time here in Alloy City!



Gym Leader Jasmine	
Pokémon	Level
Magnemite	Lv. 31
Magnetron	Lv. 33
Steelix	Lv. 35

Jasmine (rematch)	
Pokémon	Level
Magnetron	Lv. 62
Mimileo	Lv. 63
Skarmory	Lv. 63
Magnetron	Lv. 62
Lurreel	Lv. 64
Steelix	Lv. 65

### After defeating Jasmine...

With the Mineralbadge, you now have access to the move Fly outside of battle, which makes returning to previously visited locations easier than ever!

As for where to go next, the answer is east to Route 108. It may be tempting to try to head north on Route 107, but whirlpools block the way to Koban Island, so that will have to wait until later. Our next destination is Blue Forest, which is not actually a forest. Get your party ready and head to Route 108!

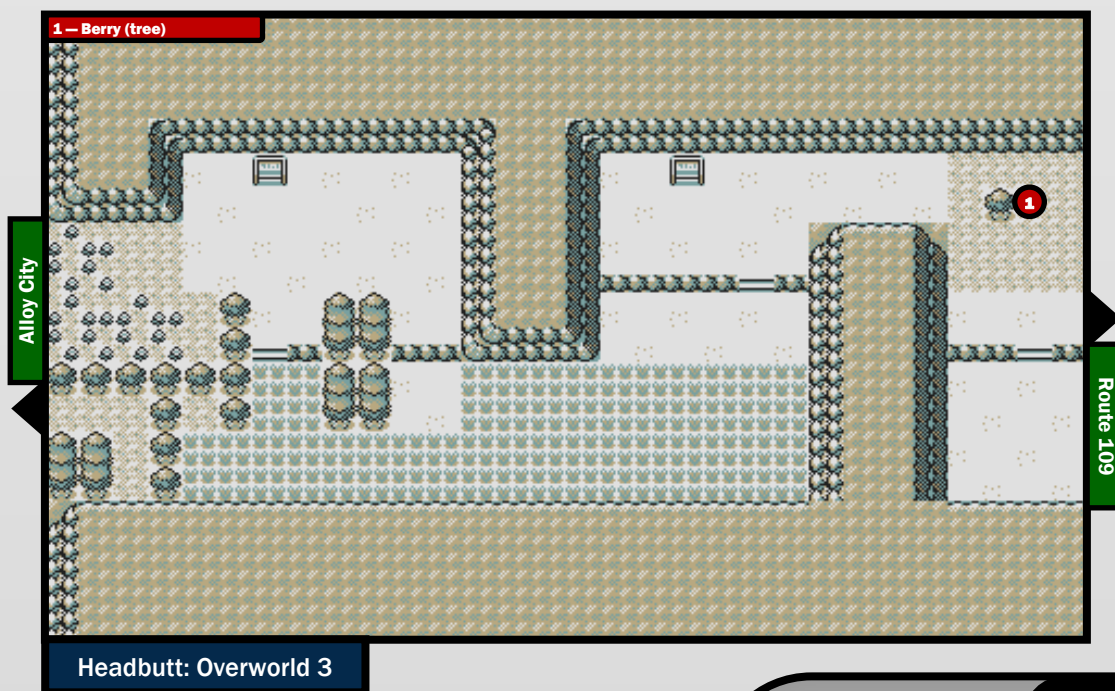


## Section H — The Glacierbadge

Blue Forest sits up in the cold mountains in northern Nihon. It's frigid and snowy, and many new ice-type Pokémon can be found wandering the land. Bring a warm jacket!

### H-1

## Route 108



Route 108	Morning	Day	Night
Ekans	30%	30%	30%
Oddish	30%	30%	30%
Paras	20%	20%	20%
Miltank	10%	10%	10%
Phanpy	5%	5%	5%
Ledian	5%	0%	0%
Ponyta	0%	5%	5%




### Miltank

You saw it in action back in Teknos City's gym, but now you have the opportunity to catch your own Miltank.

Miltank is pretty bulky and learns some decent attacks. Not a bad choice to keep one with you if you were impressed with its showing when facing Whitney.






Route 109	Morning	Day	Night
<b>Ekans</b>	30%	30%	30%
<b>Oddish</b>	30%	30%	30%
<b>Paras</b>	20%	20%	20%
<b>Miltank</b>	10%	10%	10%
<b>Phanpy</b>	5%	5%	5%
<b>Ledian</b>	5%	0%	0%
<b>Ponyta</b>	0%	5%	5%

## A A Poké Center by the cave

There isn't much to mention on these routes, at least not for the moment. Use this Poké Center by Ampare Cavern to heal up, even if you don't plan on entering the cave at the moment.

## B Pass Ampare Cavern by for now


If you're interested, stop in Ampare Cavern to find some electric-type Pokémon, but there's nothing more to do there for now. Later, you'll be able to encounter the Legendary Raikou, but for now this cave can be passed by. See page 83 for more information about what's inside.



**Ponyta**

Ponyta and evolved form Rapidash are

still good choices for a fire-type if you need one on your team at this point. It also has a new baby Pokémon, Koltā, that can be bred for if you didn't get one in any of the Eggs from before. Grab one while you're here.



**Phanpy**

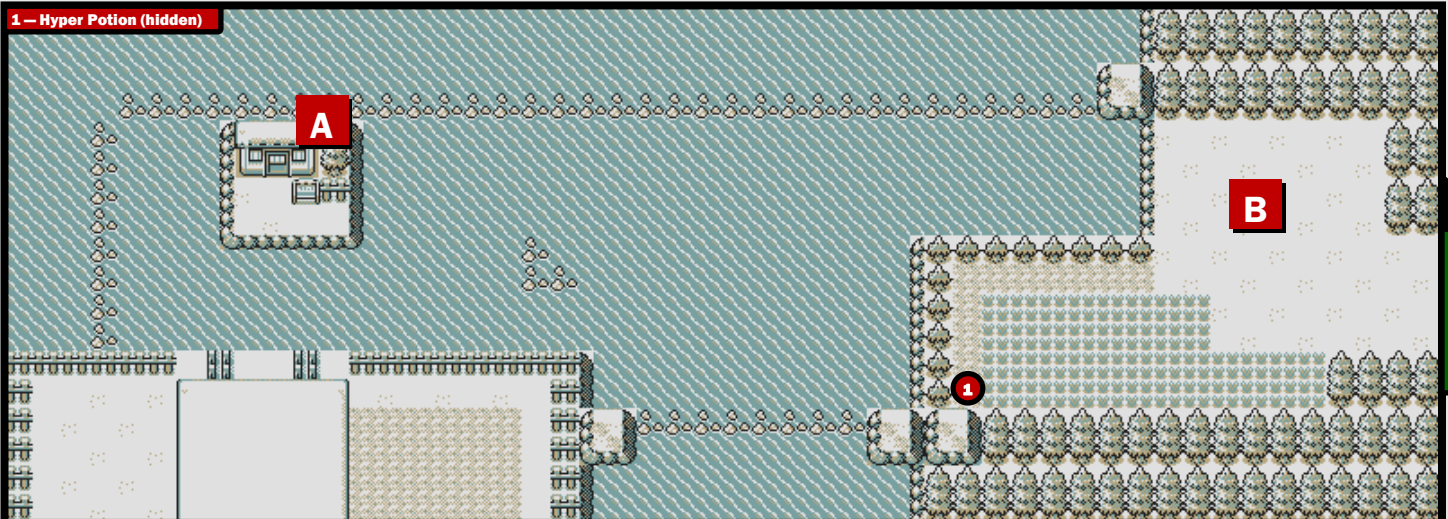
Phanpy and evolved form Donphan are

this game's signature new ground-type Pokémon. They have pretty good physical attack and defense stats to make use of their ground-type moves, but poor special stats and poor speed. Get in a good Earthquake and you can do some real damage.

# H-3

# Route 110

1 — Hyper Potion (hidden)



Route 109

Fishing: Water 2

Route 110	Morning	Day	Night
Ekans	40%	45%	40%
Psyduck	35%	30%	30%
Paras	25%	20%	20%
Lickitung	0%	5%	5%
Sneasel	0%	0%	5%

Route 110	Percentage
Tentacool	90%
Tentacruel	10%

## A Get the TM for Sandstorm

The girl inside this house will give you TM 37, which teaches Sandstorm, but only if your Pokémon trust you enough. She'll be the judge of that, so talk to her and see if you get a reward.

## B Talk to Monica on Monday

As always, talk to this person on the specific day (Monday in this case) to get a gift. Monica hands out the Sharp Beak, an item that powers up flying-type moves.

### Sneasel

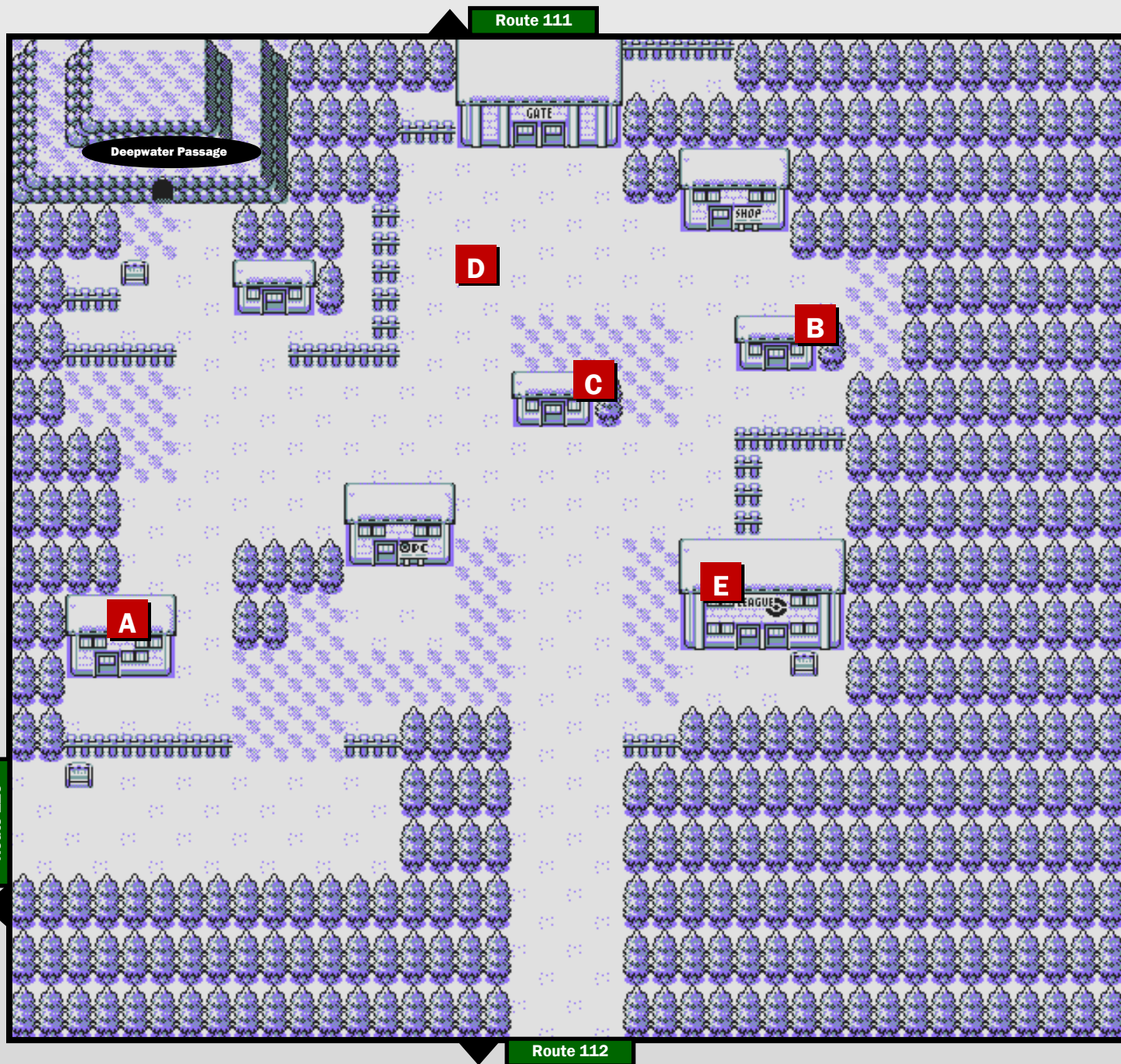
Dark-types can have difficulty in battle due to their weakness to the common normal-type, but Sneasel has the advantage of a very good speed stat and pretty good attack stat. Sneasel would be able to get some moves in first and take out opponents quickly.



### Lickitung

Lickitung, like many other Pokémon, gains a new evolution in Lickilord. Lickilord brings some pretty significant stat increases, so if you decide to use a Lickitung, try to evolve it as soon as possible.





## A Visit the Move Deleter (if you want to)

The guy here is able to force your Pokémon to forget any of the moves that they know, free of charge. What's the point of him, though? It's mainly for HM moves, as your Pokémon can't forget those normally when trying to learn new moves in battle or from TMs.





## B An old lady's nightmare

The lady in this house will tell you about a nightmare she had the previous night, as well as give you TM 50, which teaches the move Nightmare. Nightmare is useful to give to a Pokémon that already has a move that puts opponents to sleep, as it will drain 1/4 of their HP each turn while they sleep.



## C Another trade proposition

If you want a Kangaskhan on your team, here's your first opportunity to get one. This man will trade you one for a Cubone, which can be found back on Route 116. Later on, you can catch more Kangaskhan, but at this point this will be your first chance.



Blue Forest Mart	
Great Ball	600
Super Potion	700
Full Heal	600
Revive	1500
Super Repel	500
Max Repel	700
X Defend	550
X Attack	500
Ice Heal	250
Power Wings	500
Escape Rope	550

## D Santos of Saturday

Stop by on Saturday to get an item from yet another sibling that only appears one day each week. Santos here will give you the Spell Tag, which powers up ghost-type moves.



## E Pryce is out

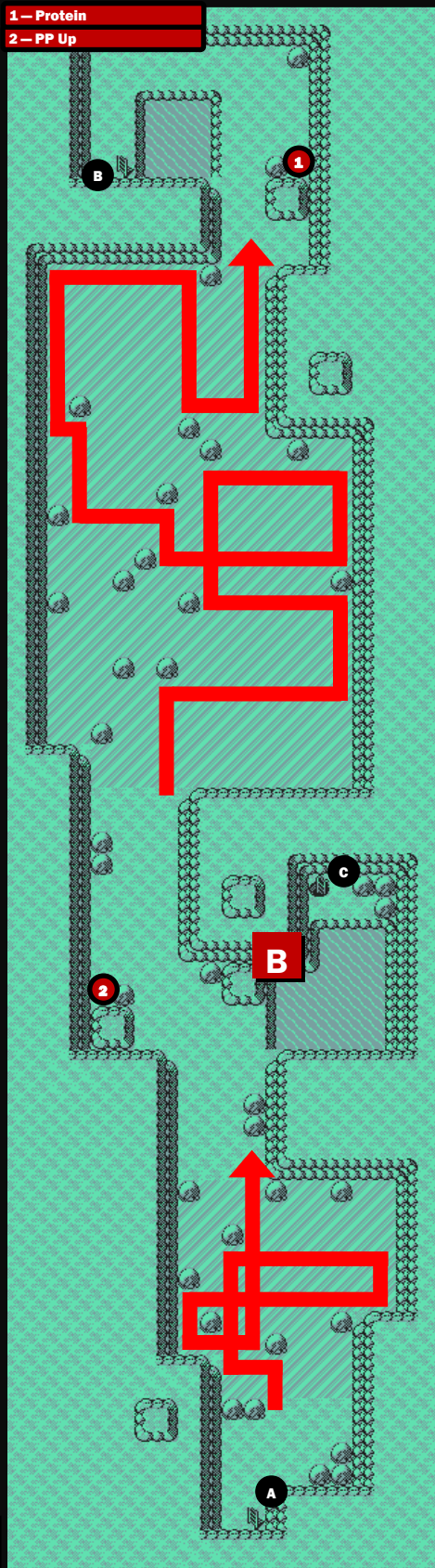
Another new town, another Gym where the leader has other things to do that are more important than actually be a Gym Leader. Pryce has lots of other obligations he needs to tend to. At this time, he can be found deep within the Deepwater Passage, an underground tunnel that links Blue Forest with Frostpoint Town farther north. This is the only way to reach Frostpoint Town at this time, as the regular water route is blocked by whirlpools. Find Pryce's roster on page 60.



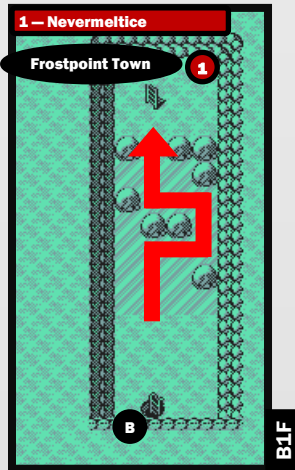
## Where to next?

Heading north on Route 111 will see you stopped by whirlpools, and heading south to Route 112 won't work either - the gate to Stand City is closed due to a snowstorm. So it looks like it's time to go find Pryce in the Deepwater Passage. Once you've been through there and to Frostpoint Town, you'll have to make a stop back here in Blue Forest in order to actually face off against Pryce in the Gym, but apart from that, there isn't much left to do here. Prepare your team and follow the stairs down deep into this cavern that connects Blue Forest and Frostpoint Town.

# H-5 Deepwater Passage



Fishing: Water 6



## A Slide on the ice

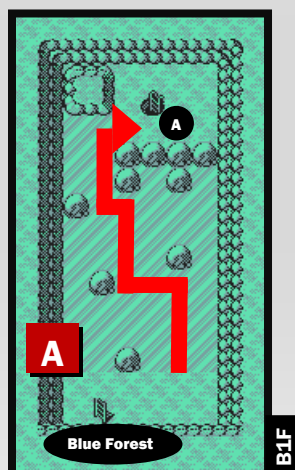
If you didn't stop by Pryce's Gym before coming here, this will be your first encounter with the sliding ice puzzles. They're generally pretty easy to figure out, but the maps here provide the solutions for getting through the cave and for reaching Pryce. There are some other paths to take to reach items, but those you'll have to figure out on your own!

Deepwater Passage (B2F)	Percentage
<b>Zubat</b>	30%
<b>Seel</b>	30%
<b>Slowpoke</b>	30%
<b>Delibird</b>	5%
<b>Quagsire</b>	5%

Deepwater Passage (B2F)	Percentage
<b>Slowpoke</b>	90%
<b>Seel</b>	10%

## B Head to the east

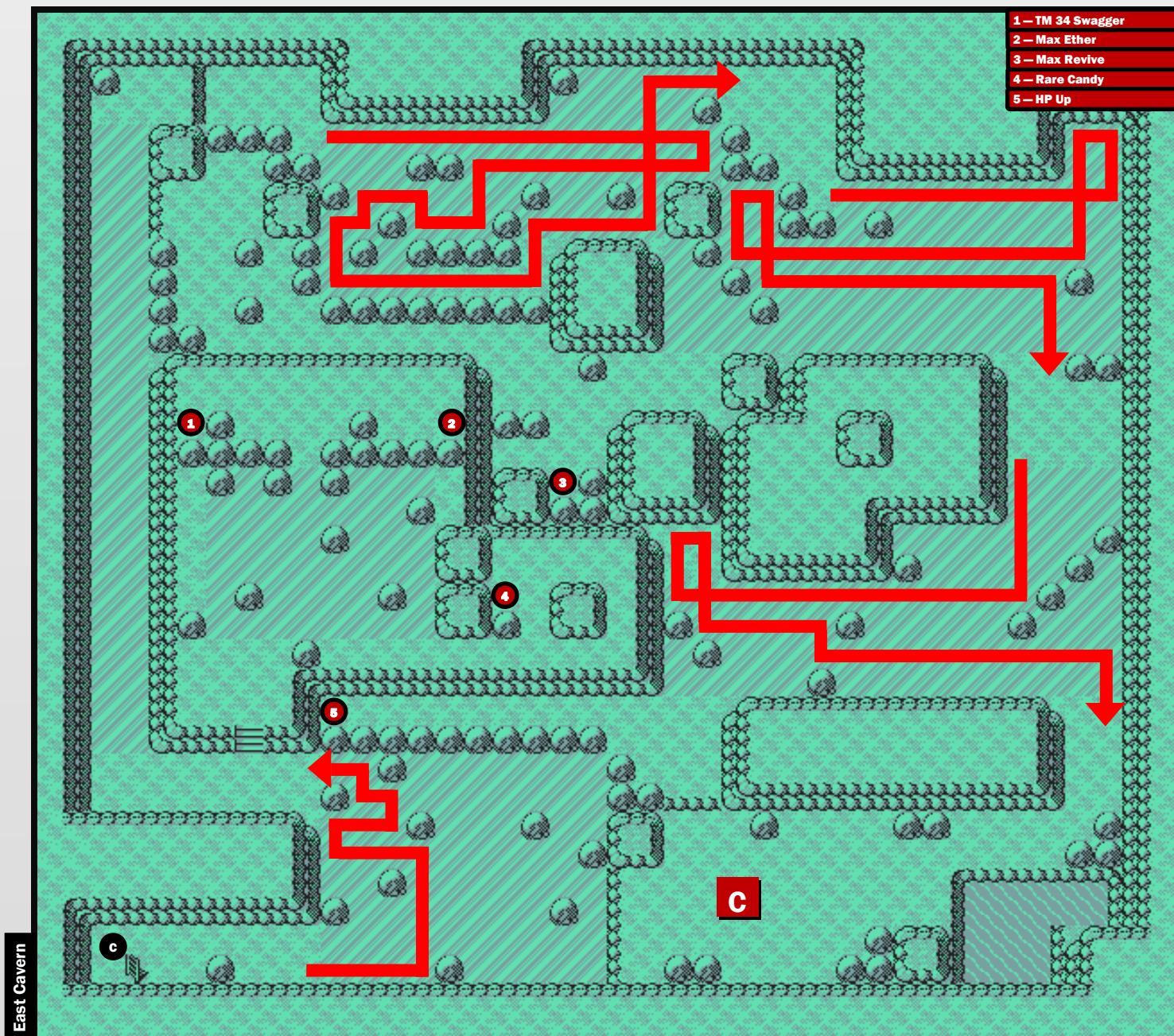
Deepwater Passage's East Cavern is where Pryce is hiding, so you'll have to veer off the main path to Frostpoint in order to find him. Surf over this small body of water and head down the stairs, there's more to this cave than what's on this page...



### Delibird

Delibird is more of a novelty Pokémon than one that would actually be particularly useful in battle. It learns

one move - Present, which can either cause damage to the opponent or heal them! It's random which one it does, and it's not even a good attack when it actually does any damage.



#### Fishing: Water 6

Deepwater Passage (East)	Percentage
Zubat	30%
Seel	30%
Slowpoke	20%
Delibird	10%
Quagsire	5%
Warfurs	5%

Deepwater Passage (East)	Percentage
Slowpoke	60%
Seel	30%
Qwilfish	10%

#### C Visit Pryce

Find Pryce here, training alone in the cavern. He'll return to the Gym, but only after visiting his family in Frostpoint Town. He asks you to join him on his visit. Head back to the main path and go north.

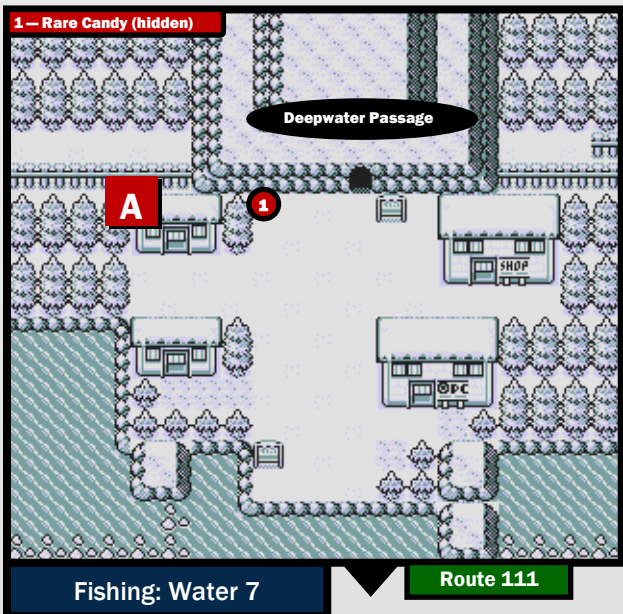


#### Qwilfish

Qwilfish itself isn't the best Pokémon out there, but its evolved form

Kazappelin gains the unique water and electric-type combination and can make good use of some electric-type attacks. This is the only place to get Qwilfish until the Super Rod is obtained, so pick one up now.





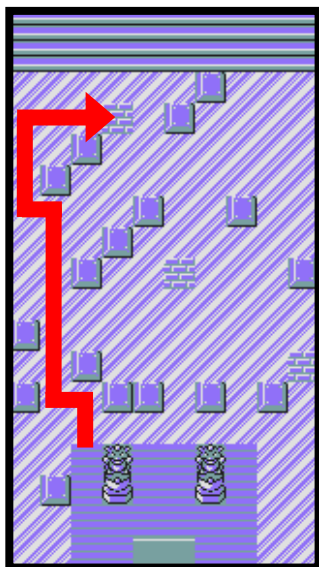
## A Pryce's Family

There is literally one thing to do in this town, and that's to stop by the house of Pryce's family. Once you've visited, Pryce will finally make his way back to Blue Forest to take his post at the Gym, so head back there and give him a challenge.

But remember! Come back to this house after defeating him, and Pryce's wife will give you HM 06 Whirlpool, which is needed to access certain areas, such as Whirl Island and Koban Island.

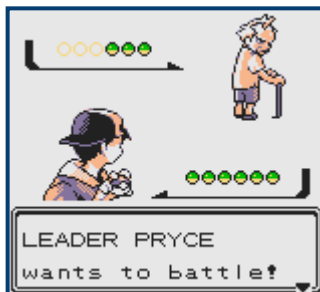
### Frostpoint Town Mart

Great Ball	600
Potion	300
Super Potion	700
Max Repel	700
Antidote	100
Parlyz Heal	200
Awakening	250
Ice Heal	250
Burn Heal	250



### Gym Leader Pryce

Pokémon	Level
Dewgong	Lv. 34
Cloyster	Lv. 35
Wearlycan	Lv. 38

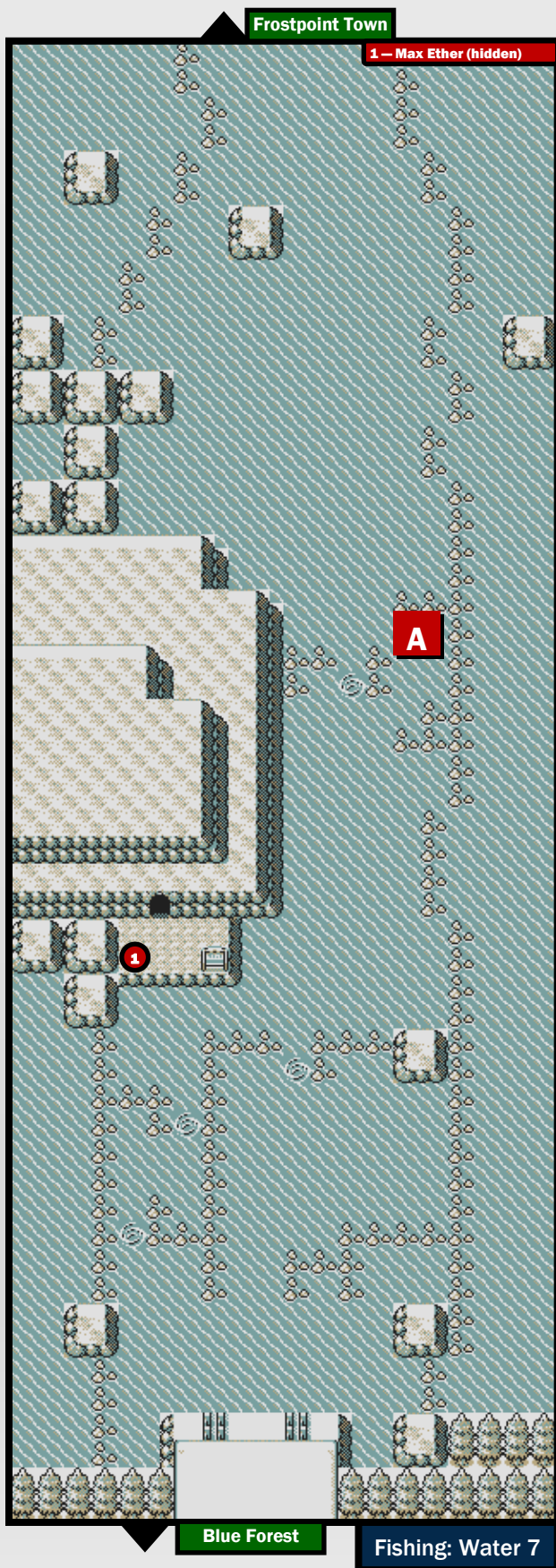


### Pryce (rematch)

Pokémon	Level
Dewgong	Lv. 63
Delibird	Lv. 64
Cloyster	Lv. 62
Sneasel	Lv. 63
Lapras	Lv. 64
Wearlycan	Lv. 67

## Battle Pryce in Blue Forest!

Return to Blue Forest to take on Pryce in his Gym, now that he's finally there. He uses primarily ice-type Pokémon, but Dewgong and Cloyster are also water-type. A good electric-type Pokémon would prove useful in this fight. Once you've defeated him, you'll be rewarded with the Glacierbadge, as well as TM 16, Icy Wind. With that, remember to stop back in Frostpoint Town to get Whirlpool from Pryce's wife. Afterwards, you can take a side journey up Route 107 to Koban Island, or continue south on Route 112.



Route 111	Percentage
Tentacool	60%
Tentacruel	30%
Mantine	10%

## A Whirlpools block the way

The main landmark of interest on this route is Whirl Island, which if you've defeated Pryce and gotten HM 06 from his wife in Frostpoint Town, you will now be able to access. However, the main reason for entering this cave is to obtain the Legendary Suicune, which cannot be done without also having HM 07 Waterfall. As a result, Whirl Island will be covered later, in the section about catching Legendary Pokémon, on page 86. As for now, this route can be ignored unless you want to capture a Mantine or use it to train your Pokémon.



### Mantine

Mantine is an interesting new water and flying-type Pokémon, with a moveset that

emphasizes confusing opponents. Apart from its high Special Defense, its stats aren't the best, but it has decent enough Special Attack to make good use of its water-type moves.




## Section I – The Dragon's Maw

With Whirlpool now available to use, there's a few other places to check out. This chapter is entirely optional, so skip ahead to Section J if you want to continue to Stand City at this time.

### I-1

## Route 107



Route 107	Percentage
Tentacool	90%
Tentacruel	10%

### A Pass the Whirlpools

With the Glacierbadge and HM 06, teach a Pokémon the move Whirlpool, which does the obvious thing of allowing you to cross the whirlpools in this route that would otherwise block your way forward.

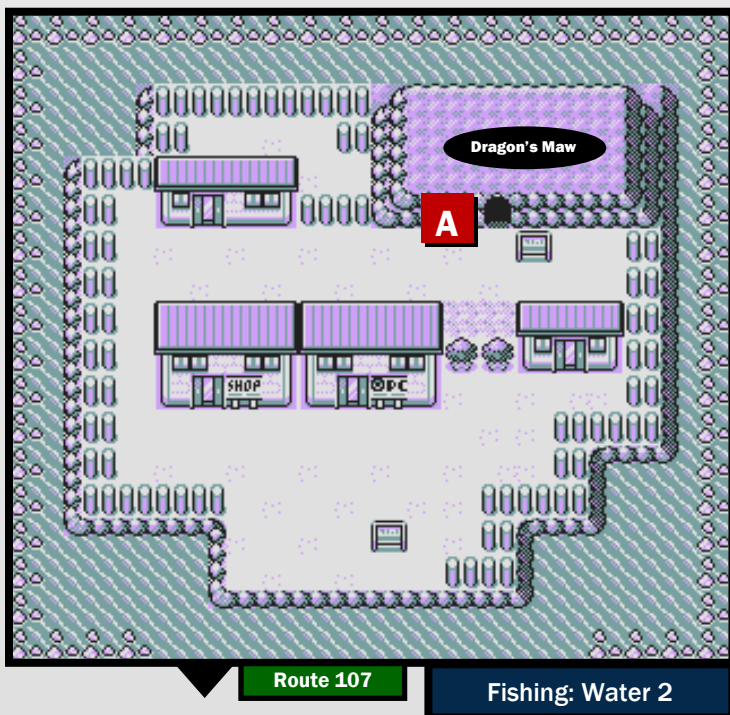
That's all there is to say about this location. Battle some trainers and make your way up to Koban Island.





# I-2

# Koban Island



Koban Island Mart	
Great Ball	600
Super Potion	700
Hyper Potion	1200
Antidote	100
Parlyz Heal	200
Awakening	250
Ice Heal	250
Super Repel	500

## A Meet Clair

Koban Island has a rich history of trainers raising dragon-type Pokémon. Standing outside this cave is Nihon's most well-known dragon trainer. Well, the second most well-known. Either way, Clair awaits outside the Dragon's Maw, and proposes a challenge to you. She asks you to enter the Dragon's Maw and obtain the Dragon Orb, a mystical item of apparently great importance. The Orb doesn't do anything, but bring it to Clair in her house next to the Dragon's Maw and she'll reward you with a Dratini that knows the move Extremespeed, which is an excellent Pokémon to have.

(Also remember - now that you have a Dratini and have had opportunities to raise a Farfetch'd into a Luxwan, return to Pagota City and collect some rewards from Earl at his Art House.)




## Dratini

Dratini was one of the few dragon-type Pokémon, and it and its evolutions are still among a very select group of them. It's slow to gain experience, which makes it difficult to raise, but its evolved form Dragonite is probably one of the best Pokémon in the game. With excellent stats and the dragon typing, it has several unique advantages and few disadvantages. If you think you're up for it, this Dratini would be an excellent addition to your team. In addition to the one from Clair, more of them can be caught inside the Dragon's Maw by fishing.



# I-3

## Dragon's Maw



Dragon's Maw	Percentage
Raticate	30%
Arbok	30%
Ekans	20%
Nidorina	10%
Nidorino	5%
Golbat	5%

Dragon's Maw	Percentage
Tentacool	90%
Tentacruel	10%

Fishing: Water 5

### Battle all of the trainers

There are a number of trainers in here to battle. One of them is holding the Dragon Orb. However, it doesn't really matter which order you battle them in, as the final trainer you battle will always be the one that gives you the Orb. So just get ready, and go ahead and battle them all. Then bring the Orb to Clair and claim your Dratini!

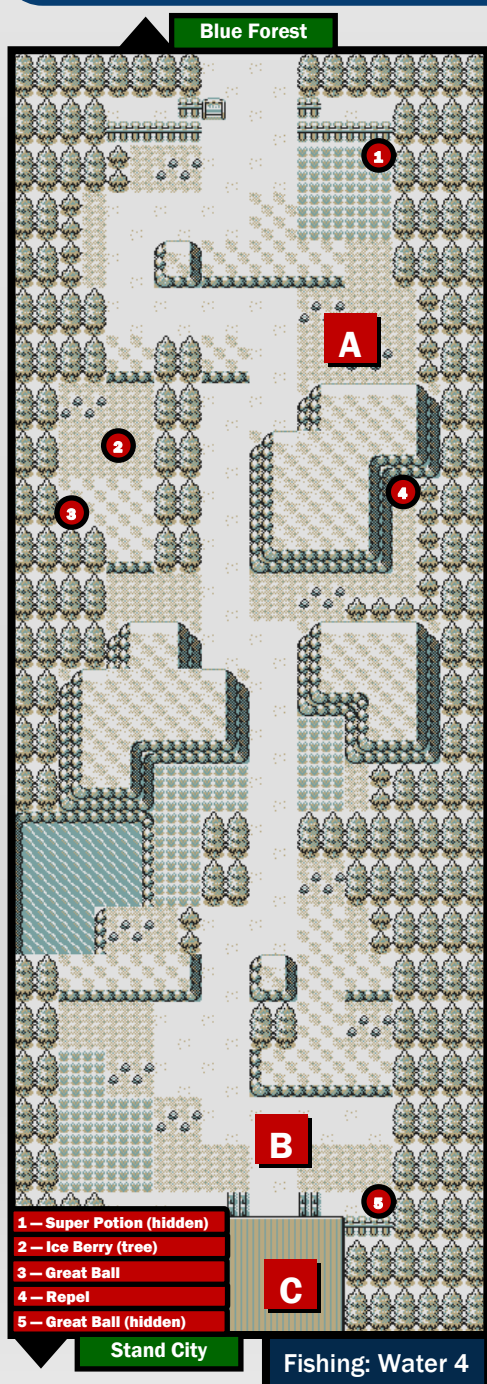


## Section J — The Duskbadge

At last, it's time to head south on Route 112, where you'll eventually find yourself in Stand City. Here, you can face off against Okera. But something strange is going on in the city...

# J-1

## Route 112




Route 112	Morning	Day	Night
Raticate	30%	30%	30%
Rattata	30%	30%	30%
Ekans	25%	25%	20%
Nidorina	10%	10%	10%
Nidorino	5%	5%	5%
Sneasel	0%	0%	5%

### A Meet Frieda of Friday

Here's where you'll find yet another of those siblings that only appear on one day each week. Frieda here can be found on Fridays, and if you do, she'll give you a Poison Barb, which can power up poison-type moves if held by a Pokémon.

Route 112	Percentage
Magikarp	70%
Goldeen	30%



### B The gate has been repaired

If you come down this route before defeating Pryce, you'll find the gate is blocked because a snowstorm damaged it. Some workers are here repairing it. If you've already defeated Pryce, they'll be gone, so head on through.





## C Rival ambush in the gate!

Make sure your team is at full health and ready to go when you enter the gate to Stand City, as Silver walks in at the same time and is ready for a challenge! His team has gotten considerably tougher since last time you fought him. After the battle, he'll mention that something odd is going on in Stand City. Pokémon seem to be feeling unwell. What could be the cause of all of that?

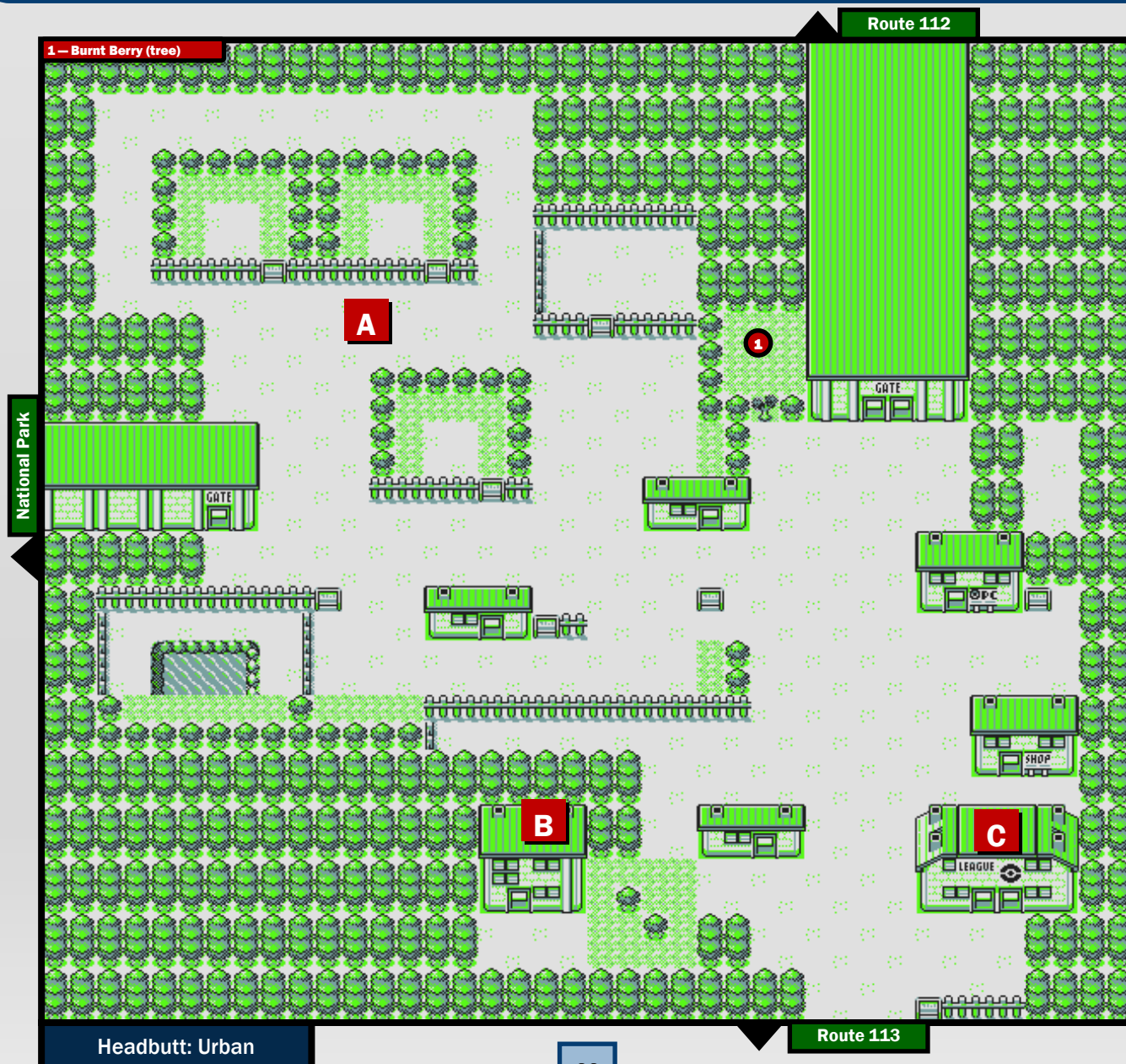


### Rival Silver

Pokémon	Level
Farfetch'd	Lv. 33
Belledam	Lv. 33
Grenmar	Lv. 33
Straigar	Lv. 34
Starter (stg 2)	Lv. 36

# J-2

# Stand City



## A The Zoo is closed

The residents of Stand City will be quick to let you know that the local Zoo is closed at the moment. There's some sort of illness going around that has made all of the Pokémon feel sick. This will need to be looked into more in order to find out what's going on...



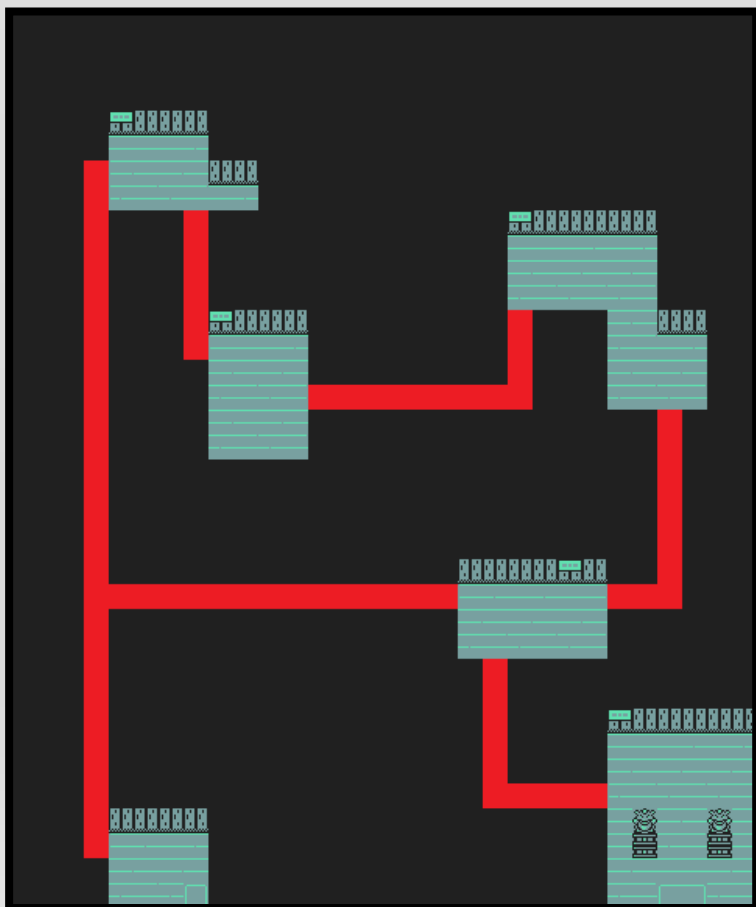
## B Team Rocket Grunts abound

There are Team Rocket Grunts stationed around the city, and one is blocking the entrance to this building. At this point it should already be obvious that whatever is going on with the sick Pokémon probably has something to do with Team Rocket's presence in this town. At the moment though, you can't go inside, so we'll have to come back later.



## C Fight Okera for the Duskbadge

With everything else in the city seemingly closed at the moment, might as well head to the Gym and get a new badge while we're here. Okera uses dark-type Pokémon, which makes them weak to dark, bug, and the ever common normal-type attacks. This Gym should be decently easy to get through, though Okera's team does know some interesting moves that might shake things up a bit. Defeat him to get the Duskbadge and TM 46, Thief.



Okera's Gym is dark, and the paths between each section can only be seen briefly by turning the light switches on. The map here shows where all of the walkable paths are. Note that you can skip ahead to Okera after the second room if you feel like avoiding the other trainers.

### Stand City Mart

Great Ball	600
Ultra Ball	1200
Super Potion	700
Hyper Potion	1200
Full Heal	600
Revive	1500
Max Repel	700

### Gym Leader Okera

Pokémon	Level
Murkrow	Lv. 38
Girafarig	Lv. 40
Murkrow	Lv. 39
Houndoom	Lv. 42

### Okera (rematch)

Pokémon	Level
Murkrow	Lv. 64
Girafarig	Lv. 63
Belledam	Lv. 64
Murkrow	Lv. 65
Mantine	Lv. 63
Houndoom	Lv. 67

## Section K – Team Rocket's Plan

As soon as you exit the Stand City Gym, you'll witness a speech by the Impostor Oak, who has convinced the citizens that Team Rocket's research will benefit Pokémon. But this can't be true...

### K-1

## Team Rocket Base



### Impostor Oak's Announcement

It's obvious that Team Rocket cannot be up to any good, but it looks like this Impostor has convinced the townspeople. After the speech, head over to the house that a Rocket Grunt was guarding earlier (labeled "B" on the map of Stand City) and head on inside. You've discovered their base! Time to find that Impostor!

### Defeat the Impostor!

Up on the second floor of the base, after fighting past a few Grunts, you'll find the Impostor Oak waiting for you. He's pretty easy to take down, so defeat him and his team. Afterwards, he'll leave. Or did he? There must be more to what's going on here...



Impostor Oak	
Pokémon	Level
Ivysaur	Lv. 36
Wartortle	Lv. 36
Charmeleon	Lv. 36

### Okeru discovers the hidden stairs

On your way back out of the base, you'll run into Okeru, who's taken note of all of the ill Pokémon around town and is looking into what the cause could be. He's noticed far more Grunts around town than could fit in this small building, and discovers a hidden staircase leading down into a basement. As soon as he does, Silver makes an appearance and is eager to find out what's going on, and runs into the newly-discovered basement without a second thought. Better go down there and find out what trouble he might be getting into, and what Team Rocket's plan is.








## A Silver encounters the Impostor

Silver, like yourself, has met Professor Oak on many occasions and can immediately tell that the man here is not the real deal. This machine that he's working on, though... It appears to have functions to broadcast a signal to control the minds of Pokémon. The effects of it are starting to be felt around town, which is what is causing the Pokémon to feel ill. It can't be shut off without a password, though. So we'll need to figure that out.




## B Battle the Executive

Turns out this guy is the same guy who was captain of their ship, and he's not happy to see you again. Take down his party of 4 Pokémon once you reach him in the back office area of their base.



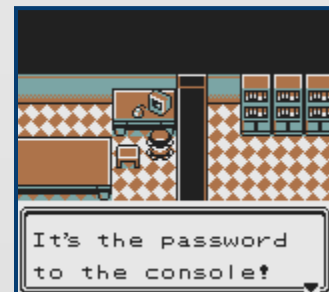
### Rocket Executive

Pokémon	Level
Houndoom	Lv. 42
Crobat	Lv. 41
Weezing	Lv. 42
Phandarin	Lv. 43



## C Find the password

Looks like the Executive isn't the best at remembering passwords, because if you check his computer after he is defeated, you'll find it written on a note stuck to the screen. With this new info in hand, head back to the control console back on floor B1F.



## D Shut the machine down

With password in hand, choose "Shut Down Power" from the menu within the mind control console. And that's it! It's off and no longer harming the Pokémon around town. However, just at that moment, Silver will arrive and have the admittedly good idea of destroying the whole machine, so it can never be used again. He'll send his Straigar out to zap it until it no longer functions.



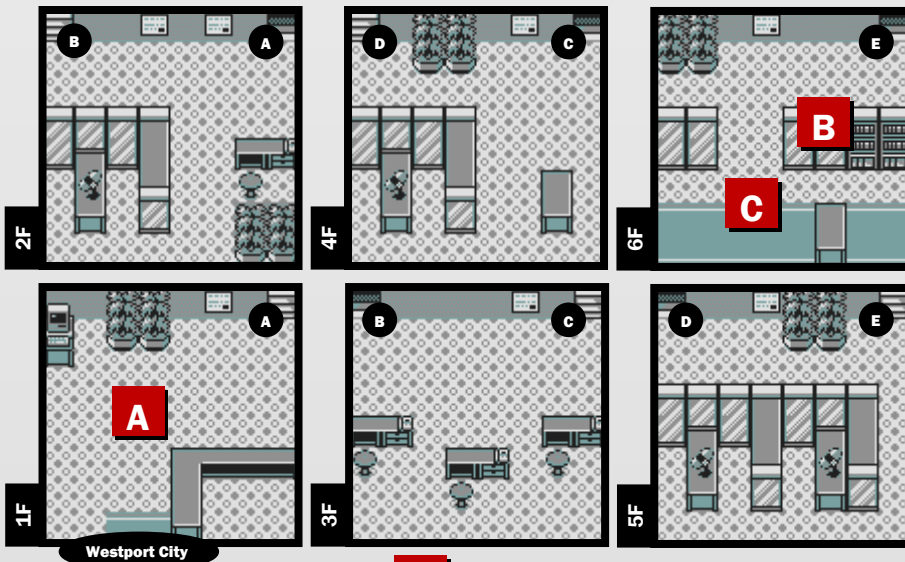
As soon as he does that, the Executive will run up in shock at what's happened. He says something about one final plan, an emergency backup plan that they'll now have to put into action. So they're still up to something, but at least for now it seems like the base here in Stand City has been cleared.

## Where to next?

The answer to this will actually become quite obvious as soon as you exit the base. You'll get a call from Professor Oak, who's noticed something odd about the radio broadcasts. Team Rocket seems to have hijacked the radio signal, and there's only one place they could have done that - the JOPM Radio Tower over in Westport City. So yes, it's actually time to head back to Westport, because it looks like there's some things to take care of over there.

Also, remember to stop by Okera's Gym after clearing out the Radio Tower, as he'll reward your help with getting rid of Team Rocket with Blackglasses, an item that boosts dark-type moves.





## A Rocket Grunts everywhere

Looks like Team Rocket has gone ahead and made themselves at home here. Where did the Impostor Oak end up at, though? If you pay attention to some of the dialogue from the Grunts, you'll find out that he was kicked out of Team Rocket, since he wasn't seen as necessary anymore. Harsh!

## B One more fight with the Executive

Team Rocket has decided to take over this Radio Tower in order to use it to broadcast their mind-control signal, seeing as you and Silver destroyed the machine they had built in their base. The Executive is not happy about having to even resort to this plan, and he doesn't want you to earn an audience with Giovanni, their leader. However, battling him one more time shouldn't be too difficult. Take him out, just like the last time.

Rocket Executive	
Pokémon	Level
Houndoom	Lv. 44
Crobat	Lv. 42
Weezing	Lv. 44
Phandarin	Lv. 45

## C Take down Giovanni

At last, the leader of Team Rocket, the man who orchestrated this whole scheme to create a signal to control the minds of Pokémon. Giovanni uses ground-types, so a good water-type move can do significant damage to his whole team. Defeat him, and Team Rocket's plans have come to an end.

After defeating Team Rocket, the Director of the Radio Tower will return and reward you with HM 05, which teaches Rock Smash. With this, you can start a sequence of events to begin encountering Legendary Pokémon. We'll cover that a bit later though, as HM 07 Waterfall is required for one of them, and we'll be covering this topic once all can be obtained. See this section on page 82. As for now, head back to Stand City and check out the National Park.



Giovanni	
Pokémon	Level
Nidoqueen	Lv. 44
Kangaskhan	Lv. 45
Rhyhorn	Lv. 45
Nidoking	Lv. 48

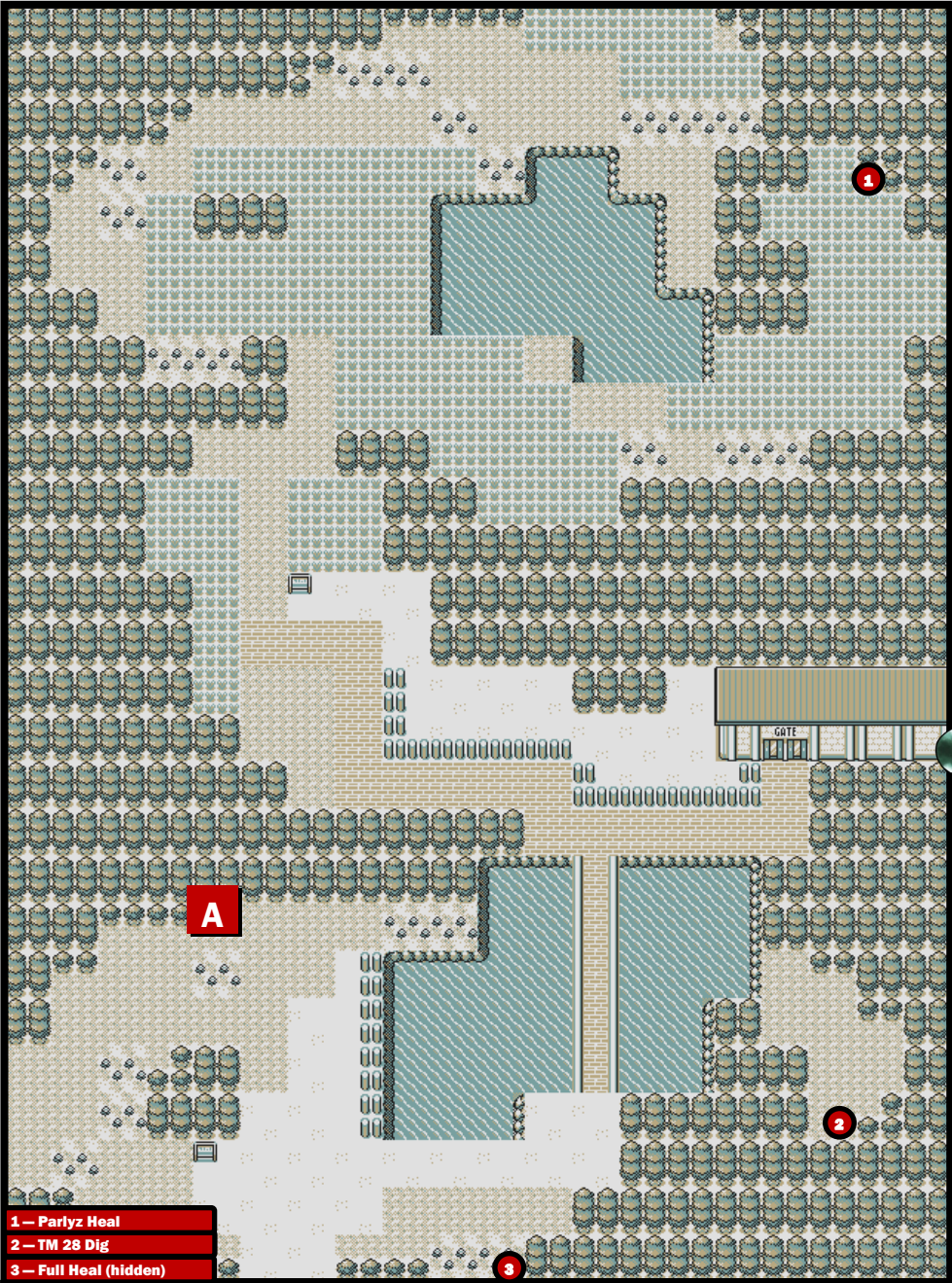


Section L – The Risingbadge

With Team Rocket gone, one badge remains! Soon we'll be returning to a familiar place, though it may seem a bit different. First check out the National Park, then head south on Route 113.

L-1

National Park



A Get the Quick Claw

A teacher resting in the park will give you the Quick Claw if you speak with her. The Quick Claw can be held by a Pokémon, and can give them the opportunity to attack first on occasion, even if their Speed is lower than the opponent.

National Park	Percentage
Poliwag	60%
Psyduck	30%
Poliwhirl	10%



Snubbull

Snubbull has a very high Attack stat, though a poor Special Attack stat means that it can't take great advantage of its psychic-typing. Teach it some physical moves though, and it can be quite powerful.

- 1 — Parlyz Heal
- 2 — TM 28 Dig
- 3 — Full Heal (hidden)

National Park	Morning	Day	Night
Ledian	30%	0%	0%
Skiploom	30%	30%	30%
Sunflora	20%	0%	0%
Snubbull	10%	10%	10%
Flaaffy	5%	5%	5%
Chansey	5%	5%	5%
Paras	0%	30%	0%
Venonat	0%	20%	20%
Ariados	0%	0%	30%

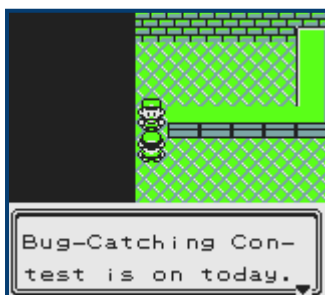
## Park Encounters

This table to the left lists the normal encounters that can be found in the National Park. However, if you are participating in the Bug-Catching Contest, a different set of encounters will be used. See the section below on more information about the Bug-Catching Contest.

## The Bug-Catching Contest

Every Tuesday, Thursday, and Saturday, the National Park hosts a Bug-Catching Contest. The rules are pretty straightforward - you bring one of your Pokémon into the park, and try to catch the best bug-type Pokémon, with an allotment of 20 "Park" Balls. Then you're judged against other competitors. There are three prizes you can win, shown in the chart below. Also provided is a list of the Pokémon available to catch in the contest.

Contest Prizes:	
1st Place	Heart Stone
2nd Place	Everstone
3rd Place	Gold Berry
Participation	Berry



Bug-Catching	Percentage
Caterpie	20%
Metapod	10%
Butterfree	5%
Weedle	20%
Kakuna	10%
Beedrill	5%
Paras	10%
Venonat	10%
Scyther	5%
Pinsir	5%

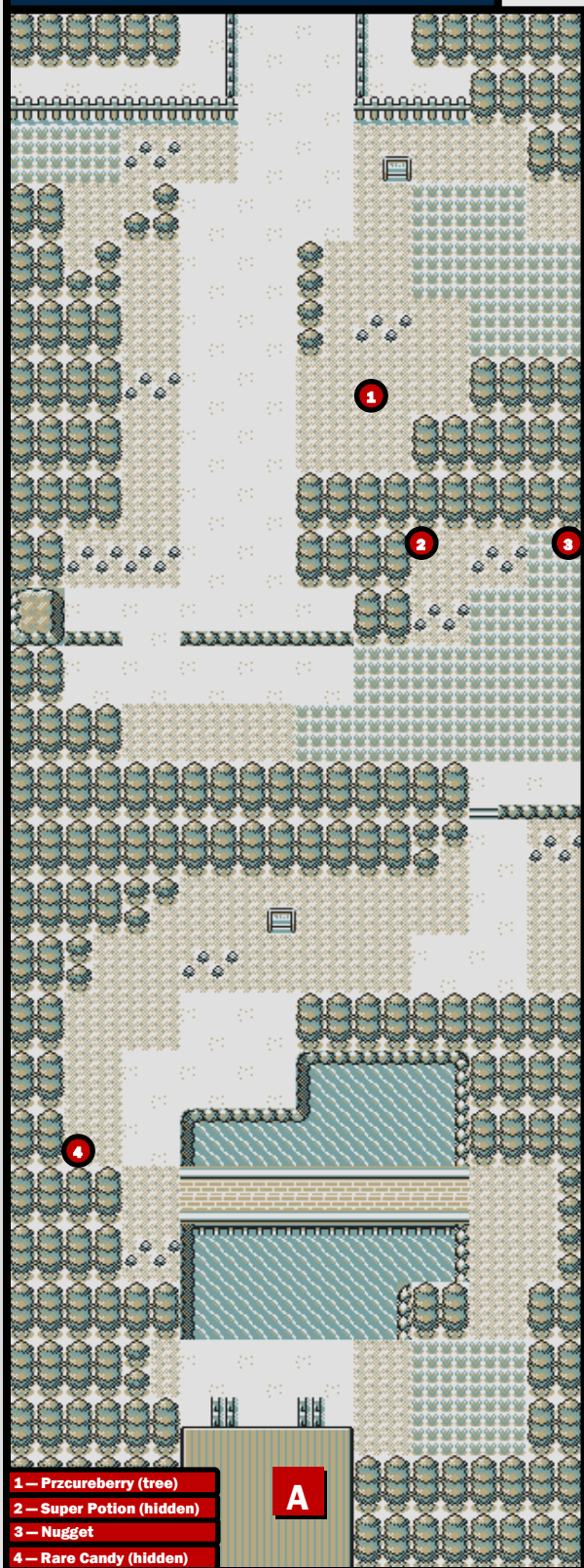


# L-2

# Route 113

Stand City

Headbutt: Overworld 3 | Fishing: Water 1



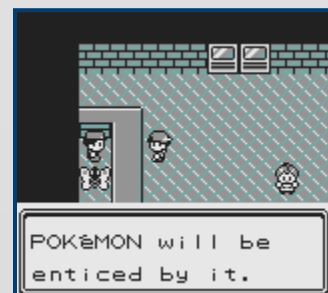
Route 114

Route 113	Morning	Day	Night
Ledian	40%	0%	0%
Skiploom	30%	30%	30%
Tangela	20%	50%	30%
Flaaffy	5%	5%	5%
Growlithe	5%	5%	25%
Mankey	0%	10%	10%

Route 113	Percentage
Magikarp	70%
Goldeen	30%

## A A sweet aroma

The guard in this gate will give you TM 12, which teaches Sweet Scent. The move makes it easier for you to land hits on an opponent, and can also be used in the field to force wild Pokémon encounters to happen.




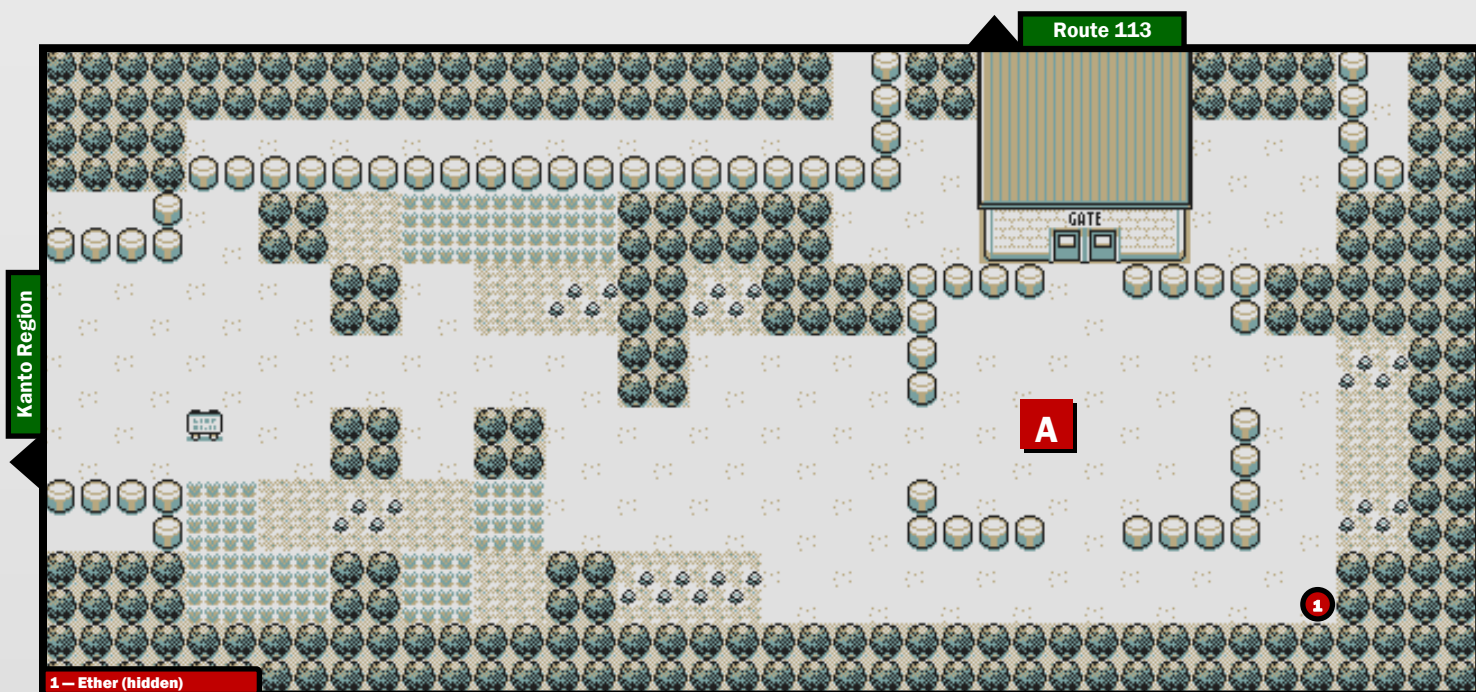
## Mankey

Mankey and Primeape are mostly unchanged, and are still just okay fighting-type Pokémon. At this point, you'd probably have been better off raising the Tyrogue from Alloy City's Fighting Dojo into one of its evolved forms. But if you need a fighting Pokémon on your team, the Mankey you can catch here are already close to evolving, so you'll have a decent fighting-type on your team in a relatively short amount of time.



# L-3

# Route 114



## Mr. Mime

Mr. Mime is basically a psychic-type with the gimmick of not having great offenses, but instead focusing on defensive

moves that will either raise its own stats or lower the ability of your opponents to land powerful attacks. It can be an interesting strategy to try, though usually such strategy isn't required to make it through tough battles. Mr. Mime can also be bred for the new baby Pokémon, Ballerine, so pick one up if you didn't get one of those in one of the Eggs from earlier.

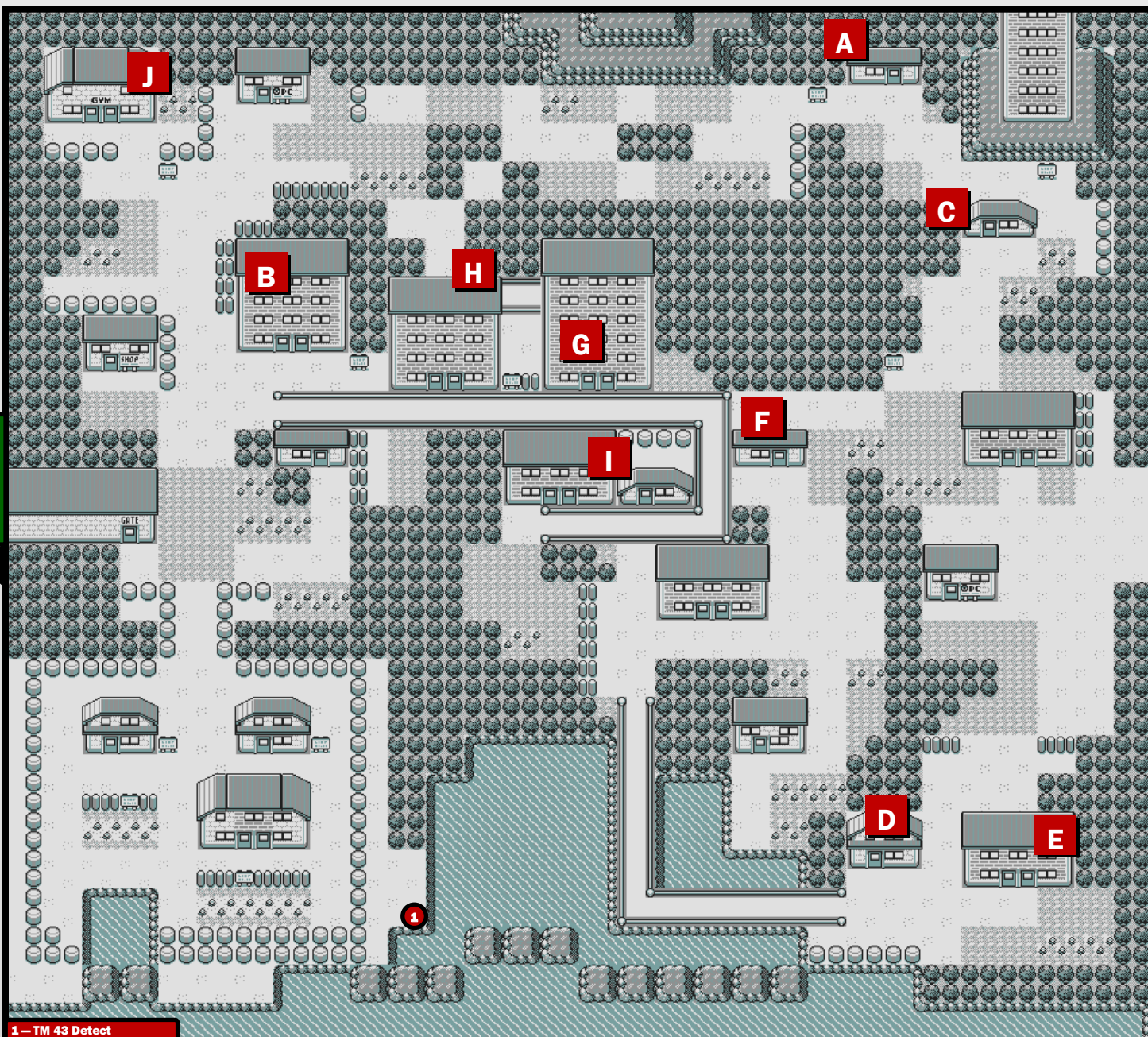
Route 114	Morning	Day	Night
Pidgeotto	30%	30%	0%
Raticate	30%	30%	60%
Tangela	20%	20%	20%
Jigglypuff	10%	10%	10%
Skarmory	10%	5%	5%
Mr. Mime	0%	5%	5%

## A A slew of trainers

The only real thing of note on this route is how there is a large number of trainers gathered here to battle. Many of them can be avoided if you're crafty with your movement, but it's probably of better use to get the experience. Make your way west and soon you'll find yourself in the Kanto Region.

# L-4

# Kanto Region



1 — TM 43 Detect

Kanto Region	Percentage
Magikarp	100%

Fishing: Water 1

## Welcome to the Kanto Region!

Things might seem a bit smaller than you remember, but there's a lot to see and do here. From a Game Corner, to a Department Store, to an exclusive Battle Club, there's much to see. You'll even find Professor Oak's old lab, though its only occupant is an aide who's stayed behind after Professor Oak moved to Silent Town. Take in the sights, but also prepare yourself for a battle with Red!



## **A** Gain admission to the Kanto Battle Club

This building houses the Kanto Battle Club, an exclusive club for serious trainers. And the bouncer guesses you as a serious trainer, and gives you a pass for admission for free! Here you can find trainers to test your battling abilities against. A different trainer appears each day of the week, with increasingly powerful rosters as the week goes on. You can lose to these trainers without penalty, so don't be afraid to try to take them all on!



Earnest (Sunday)	
Pokémon	Level
Burgela	Lv. 10
Moibelle	Lv. 10
Phanpy	Lv. 11

Jimmy (Monday)	
Pokémon	Level
Ekans	Lv. 20
Rattata	Lv. 20
Natu	Lv. 21

Michelle (Tuesday)	
Pokémon	Level
Skiploom	Lv. 30
Flaaffy	Lv. 30
Ponyta	Lv. 31

Manny (Wednesday)	
Pokémon	Level
Dodrio	Lv. 40
Magneton	Lv. 40
Disturban	Lv. 40
Belledam	Lv. 41

Morgan (Thursday)	
Pokémon	Level
Snorlax	Lv. 50
Espeon	Lv. 50
Electabuzz	Lv. 50
Xatu	Lv. 51

Kate (Friday)	
Pokémon	Level
Cloyster	Lv. 60
Phandarin	Lv. 60
Skarmory	Lv. 60
Donphan	Lv. 60
Magmar	Lv. 61

Allen (Saturday)	
Pokémon	Level
Blastoise	Lv. 70
Bellignan	Lv. 70
Umbreon	Lv. 71
Lurreel	Lv. 71
Scizor	Lv. 72
Hypno	Lv. 72

### **Defeat Cooltrainer Allen for a Togepi**

The most difficult trainer in the Club is Allen, who appears for battles on Saturdays. If you're able to defeat him, you'll receive the rare Pokémon Togepi, but not from him. Come back to the Club on Monday and talk to the boy sitting at the reception desk. He'll be so impressed that you defeated Allen that he'll give you the Togepi. This is the only method to obtain this rare Pokémon, so try to defeat Allen once you think your team is ready for it (which likely is not yet if this is your first time visiting the Kanto Region).





## **B** Shop at the Kanto Dept. Store

Another department store! And this one is generally better than the one in Westport City, as it contains items that are more useful later on in the game.

Kanto Dept Store 2F	
Potion	200
Super Potion	700
Hyper Potion	1200
Max Potion	2500
Revive	1500
Super Repel	500
Max Repel	700

Kanto Dept Store 2F	
Poké Ball	200
Great Ball	600
Ultra Ball	1200
Escape Rope	550
Full Heal	600
Antidote	100
Burn Heal	250
Ice Heal	250
Awakening	250
Parlyz Heal	200

Kanto Dept Store 3F	
TM 10	3000
TM 11	2000
TM 17	3000
TM 18	2000
TM 37	2000
TM 15	3000
TM 32	2000
TM 29	2000

Kanto Dept Store 4F	
Sharp Horns	500
Steel Shell	500
Power Wings	500
Wisdom Orb	500
Energy Wall	500
Detect Orb	500
Focus Orb	500

Kanto Dept Store 4F	
Fire Stone	2100
Thunderstone	2100
Water Stone	2100
Leaf Stone	2100

Kanto Dept Store 5F	
HP Up	9800
Protein	9800
Iron	9800
Carbos	9800
Calcium	9800

Kanto Dept Store 5F	
X Accuracy	950
Guard Spec.	700
Dire Hit	650
X Attack	500
X Defend	550
X Speed	350
X Special	350

Kanto Dept Store 6F	
Fresh Water	200
Soda Pop	300
Lemonade	350

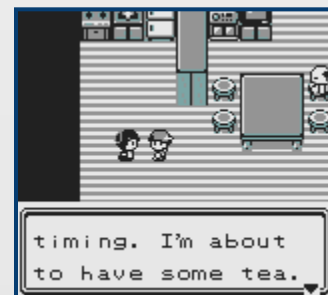
### Evolutionary Stones Here

This is the only location in the game where certain Evolutionary Stones can be purchased, so be sure to pick some up if you have any Pokémon that could make use of them.



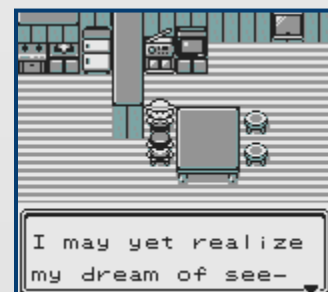
### **C** An afternoon tea date

If you speak to the woman in this house between 3 and 4 in the afternoon, she'll offer to drink tea and groom your Pokémon for you. Grooming a Pokémon here is similar to the barbershop back in the Westport Dept. Store basement - it increases a Pokémon's happiness.



### **D** Dream of big fish

The man here will tell you of his dream to see the world's largest Magikarp. If you take up a Rod and fish for some Magikarp, show them to him - if he deems one large enough, he'll give you an Ether.



### **E** Revive your fossils in the Kanto Laboratory

A scientist in this Lab has developed a machine that can revive ancient Pokémon from various fossils. If you give him a fossil, he'll give you a revitalized Pokémon. There are three fossils in the game that can be found and turned into Pokémon, listed in this chart. If this is your first time in Kanto, it's only possible to have the Dome Fossil by this point, but there are others that can be found later.

Fossilized Pokémon:		
Fossil	Pokémon	Location
Dome Fossil	Kabuto	Boulder Mine B4F
Helix Fossil	Omanyte	Mt. Fuji Interior Upper
Old Amber	Aerodactyl	Given by farmer in Daito Ranch



### **F** Get some leftover food

The man in this building will give you his Leftovers... which seems unsanitary, but it's a useful item that can be held by a Pokémon to restore a slight amount of HP each turn in battle.

### **G** Silph Co.'s latest product

Visit the office building of Silph Co. and talk to the guard in front of the staircase to receive the Up-Grade item. This can be held by a Porygon while it is being traded in order to evolve it into Porygon 2.



### **H** The mansion's back entrance

If you enter the Kanto Mansion through its hidden back entrance and go to the top floor, the man here will tell you a spooky story, but only at night time. If you listen to his story, he'll give you TM 03, which teaches Curse.



## I The Kanto Game Corner!

Another Game Corner awaits here, with new prizes to test your luck for. The rules and coin system used are exactly the same as the Game Corner over on the Boardwalk, so you'll be good to go if you've already been there.

### Another patron for the Game House

Near the entrance of the Game Corner (if you've already sent the boy from Birdon Town to the Game House), you'll find another boy who would be interested in paying video games at the Game House near Westport City. Talk to him and send him on his way.



Coin Clerk	
50 Coins	1000
500 Coins	10000

Prize Clerk 1 (prices are in coins)	
King's Rock	2500
Covenant Orb	2500
Metal Coat	2500

Prize Clerk 2 (prices are in coins)	
Pikachu	2222
Porygon	5555
Warfurs	8888

Prize Clerk 3 (prices are in coins)	
Pikachu Poster	1800
Clefairy Poster	1800
Jigglypuff Poster	1800
NES Console	1800
Super NES	1800
Virtual Boy	1800
Big Onix Doll	2500
Big Lapras Doll	2500

## I Take on Red for the Risingbadge!

This is it! The final Badge. Red's Gym is pretty straightforward. He won't be in the Gym when you first arrive, but the only requirement to get him to show up is to defeat all of the other trainers in the gym. Once you do that, he'll appear and make his way to the center to await your challenge. Definitely the toughest Gym Leader to battle - be ready!

Defeating him will earn you the Risingbadge, and no TM this time. But with this, you have all eight badges and are ready to head to Mt. Fuji! Well, almost ready. Make sure to take a stop by Route 115 before heading back to Silent Town, as there is an important item to pick up there.



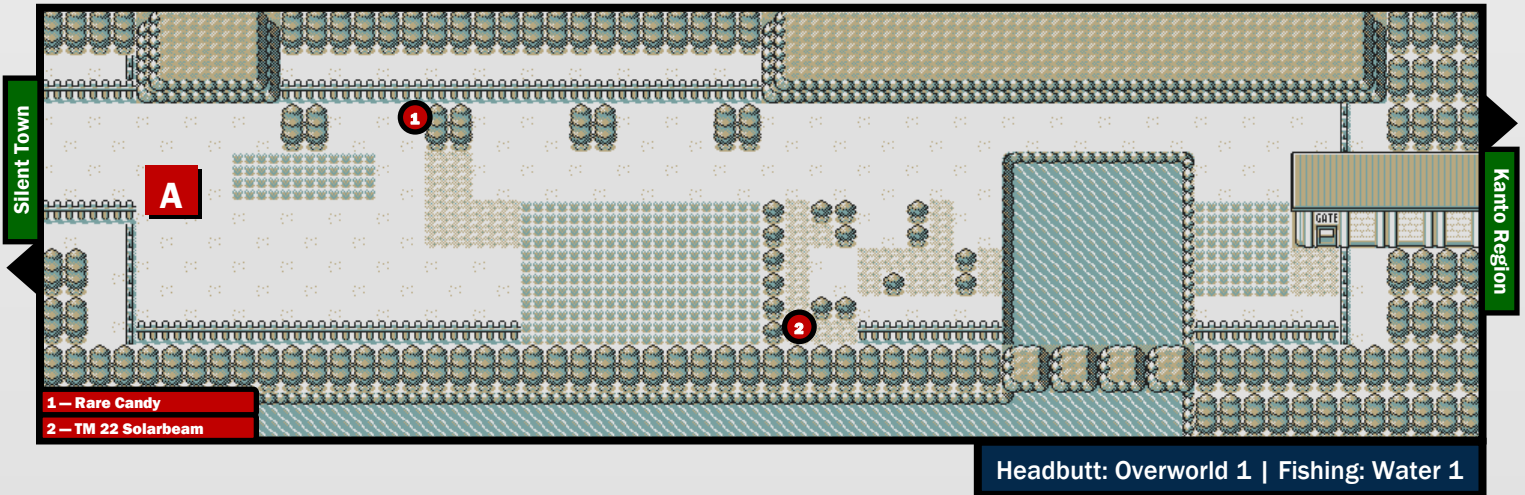
Gym Leader Red	
Pokémon	Level
Pikachu	Lv. 50
Espeon	Lv. 45
Snorlax	Lv. 44
Venusaur	Lv. 48
Charizard	Lv. 48
Blastoise	Lv. 48

Red (rematch)	
Pokémon	Level
Pikachu	Lv. 71
Espeon	Lv. 63
Snorlax	Lv. 65
Venusaur	Lv. 67
Charizard	Lv. 67
Blastoise	Lv. 67



# L-5

# Route 115




Route 115	Percentage
Tentacool	90%
Tentacruel	10%

Route 115	Morning	Day	Night
Doduo	30%	30%	0%
Arbok	30%	30%	0%
Raticate	20%	20%	20%
Graveler	10%	10%	0%
Tauros	5%	5%	0%
Dodrio	5%	5%	0%
Quagsire	0%	0%	40%
Noctowl	0%	0%	40%

## Tauros

Tauros is still a good normal-type fighter with some decent damage-dealing attacks. Not too much new about him, but he's a decent choice if you need something to dish out some physical attacks. No new evolved forms or baby version of Tauros, so he's still the same single-stage Pokémon as always.



## A Blow the rocks away

The man here is sick of the pile of rocks that has been blocking the path to Silent Town this entire time, and he's ready to do something about it. Talk to him and he'll blow the rocks away. Importantly, in the rubble left behind is the ever important HM 07, which teaches Waterfall. Pick that up, because it will be necessary soon.

And with that, you have everything necessary to climb Mt. Fuji and take on the League! However, if you're interested, now is a great time to go around Nihon and acquire several Legendary Pokémon. We'll be covering this in the next section, so skip to Section N if you'd rather continue to Crown City and Mt. Fuji instead.

## Section M – Legend Encounters

You are now equipped with everything necessary to encounter 4 Legendary Pokémon. All of these encounters are optional, but this would be a great time to find all of these Pokémon.

### M-1 Encountering Ho-Oh

#### Get the Master Ball from Professor Oak

The first thing you're going to want to do is head back to Silent Town and swing by Professor Oak's Laboratory. He'll give you the Master Ball, which is able to catch any Pokémon instantly, 100% of the time. This is the only one that you'll be able to (easily) obtain, but it might be useful to use it on one of these Legendary Pokémon.



#### Speak to the old Sailor in Alloy City

Visit Alloy City and enter the house next to the Fighting Dojo (pictured here) to speak with the old man inside. He'll tell you the tale of the Legendary Ho-Oh, but coincidentally, as soon as he does, you'll hear Ho-Oh fly above you as it returns to make roost in Pagota City on the 5 Floor Tower. Your next stop will be to go there. Note that the old man will only tell you this story and begin the event if you have both defeated Team Rocket in the Radio Tower and also received the blessing from the elder at the top of the 5 Floor Tower.

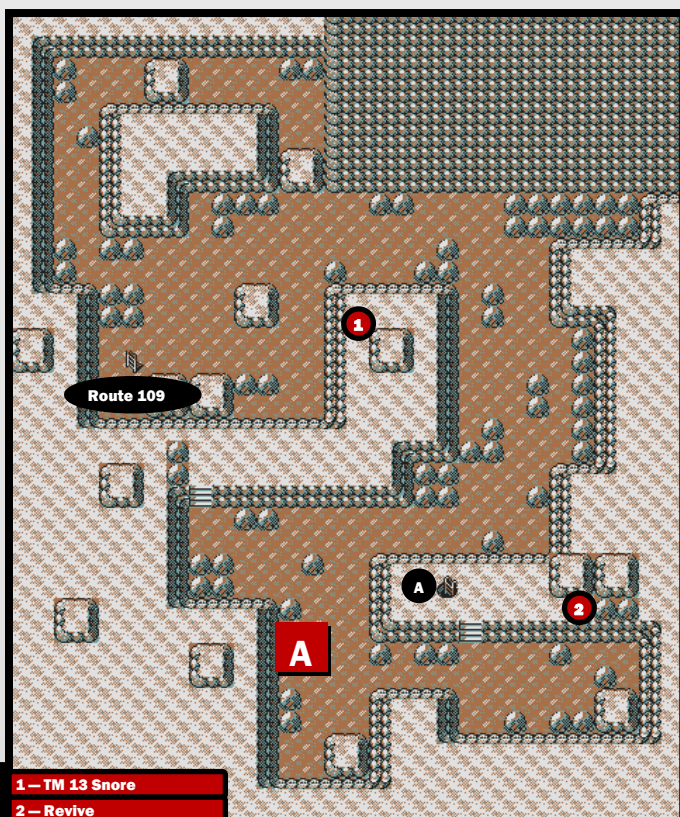


#### Climb the 5 Floor Tower (once more) and encounter Ho-Oh

Make your way back to Pagota City and head to the top of the 5 Floor Tower. The Sage, the Sailor, and Kurt will be waiting there for you, and a staircase to the roof will open. Head to the roof and you will encounter a level 30 Ho-Oh.

Afterwards, you'll hear the cries of three Pokémon, which are the three Legendary beasts as they scatter across the land. After encountering Ho-Oh, we can go find these three as well.



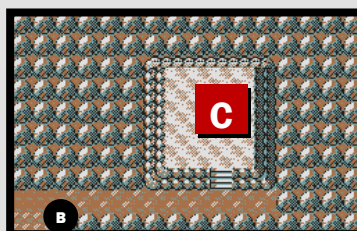


Ampare Cavern	Percentage
Geodude	30%
Magnemite	30%
Voltorb	20%
Zubat	15%
Electabuzz	5%

## A Get the Confuse Claw

The man here seems pretty confused about where he is currently at. But your Pokémon don't have to be! He'll give you the Confuse

Claw, an item that can be held that prevents a Pokémon from becoming confused.




## B Smash the rocks

The path here is blocked with smashable rocks. So make sure you've cleared the Radio Tower and have

the HM for Rock Smash and a Pokémon that knows it, in order to continue here.

## B Face Raikou

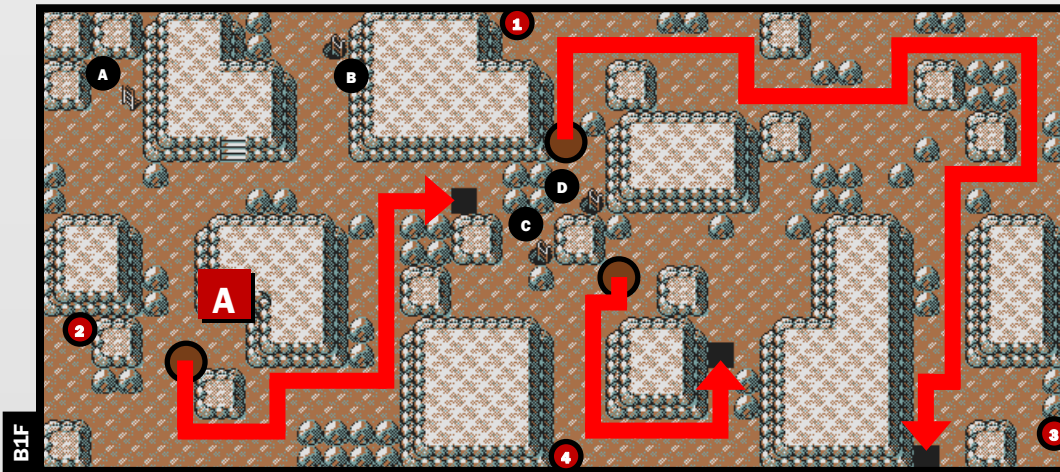
Here's the reason we're here - as long as you've encountered Ho-Oh, Raikou should be waiting here for you. He's at level 40 and knows Roar, so make sure you have something that can put him to sleep, and a lot of Ultra Balls.



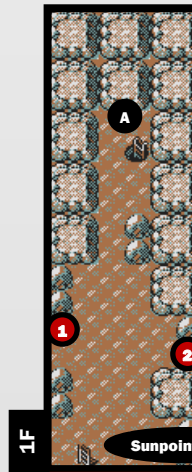


# M-3


# Magma Shaft




- |                  |                         |
|------------------|-------------------------|
| 1 — Hyper Potion | 3 — Smoke Ball          |
| 2 — Iron         | 4 — Max Potion (hidden) |



- |                        |
|------------------------|
| 1 — TM 44 Rest         |
| 2 — Burn Heal (hidden) |



- |                     |                |
|---------------------|----------------|
| 1 — Charcoal        | 3 — Max Potion |
| 2 — Carbos (hidden) |                |



## A Push the boulders


The boulders here can be pushed through the holes in the floor, where they'll fall to the level below to create bridges across the lava. Follow the paths provided if you need help.



Magma Shaft	Morning	Day	Night
<b>Koffing</b>	30%	30%	0%
<b>Graveler</b>	30%	30%	30%
<b>Rhyhorn</b>	20%	20%	20%
<b>Phanpy</b>	10%	10%	10%
<b>Donphan</b>	5%	5%	5%
<b>Grenmar</b>	5%	0%	0%
<b>Grimer</b>	0%	0%	30%
<b>Magmar</b>	0%	5%	5%

## B Encounter Entei

The second of the three Legendary beasts can be found in the depths of the Magma Shaft. Just like the others, Entei knows Roar, so be prepared to put it to sleep to prevent it from ending the battle before it's able to be captured.



**Magmar**

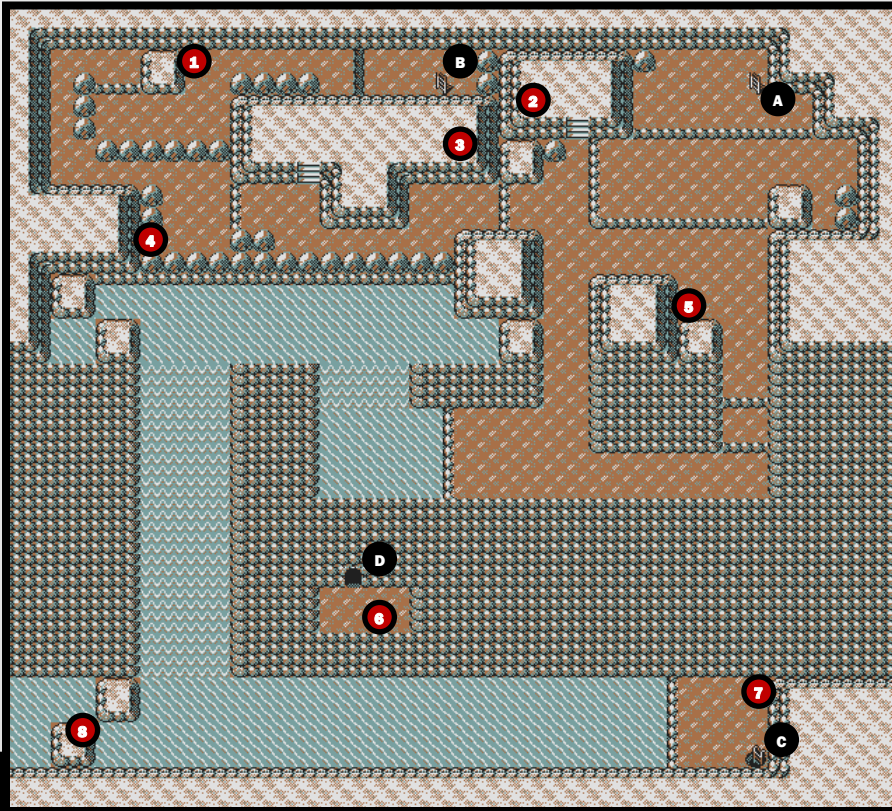
Magmar has a new baby form that you can breed for, but apart from that, it remains a pretty solid fire-type Pokémon. However, if you're here in this cave, perhaps you'd be more interested in Entei being the fire-type on your team. But if you're here for a Magmar, this is the first place that one can be picked up (assuming you didn't get a Magby in one of the Eggs).

There's some free space on this page, so here's some extra information. At this point - you'd only need Rock Smash (and technically Cut, but you'd definitely have that by now) in order to obtain these Legendary Pokémon. However, in order to get the last one, Suicune, you'll need Whirlpool and more importantly Waterfall. So make sure that if you are reading this chapter before obtaining Waterfall, you go over to Route 115 and get it from the man who blows up the rocks blocking the path to Silent Town. And also make sure that you've defeated Red in the Kanto Region, as you need the 8th Badge in order to use Waterfall. Once you have all of that, head over to Route 111 and enter the Whirl Island.



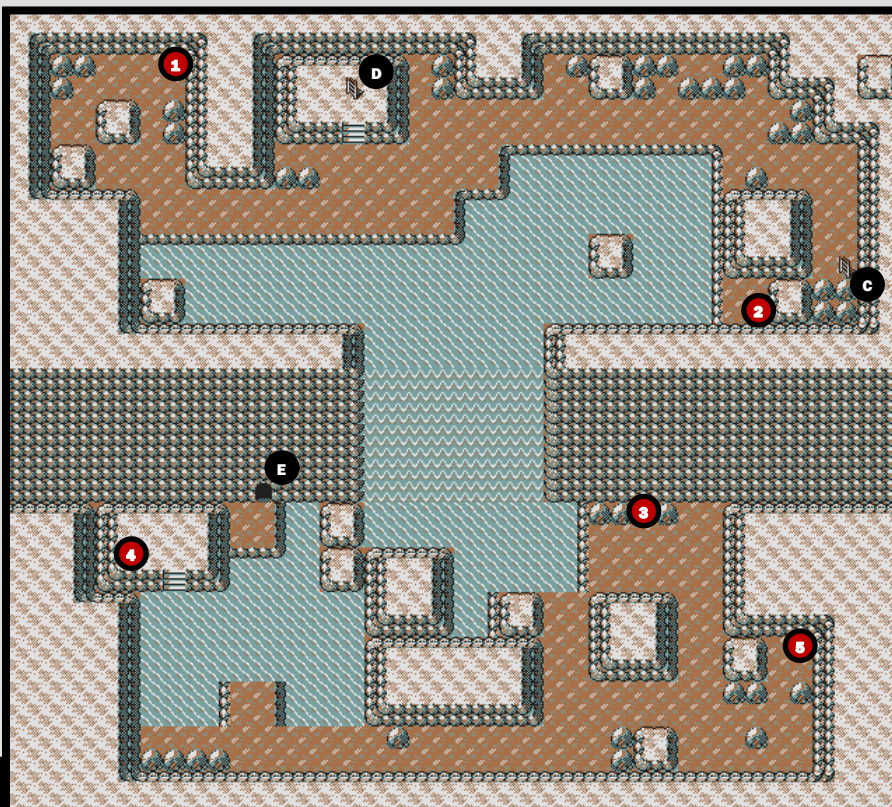
# M-4

# Whirl Island



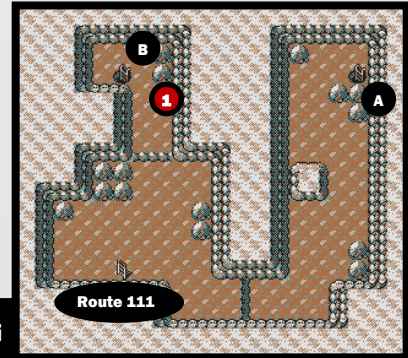
B1F

- |                           |                  |                 |                         |
|---------------------------|------------------|-----------------|-------------------------|
| 1 — Carbos                | 2 — Full Restore | 3 — Detect Orb  | 4 — Rare Candy (hidden) |
| 5 — Full Restore (hidden) | 6 — Nugget       | 7 — Escape Rope | 8 — Ultra Ball (hidden) |



B2F

- |                |                       |                  |
|----------------|-----------------------|------------------|
| 1 — Max Elixir | 2 — Poison Stone      | 3 — Covenant Orb |
| 4 — Max Revive | 5 — TM 36 Sludge Bomb |                  |



1F


- |                  |
|------------------|
| 1 — Mystic Water |
|------------------|

Whirl Island	Percentage
Onix	30%
Graveler	30%
Seel	20%
Geodude	10%
Poliwhirl	10%

Whirl Island	Percentage
Magikarp	60%
Saryu	30%
Horsea	10%

## A Encounter Suicune

The third and final Legendary Beast can be found deep within Whirl Island. As with the other two, it knows Roar, so be prepared for that. Bring a Pokémon that knows Waterfall and make your way to the deepest chamber of the cavern.



Suicune Chamber



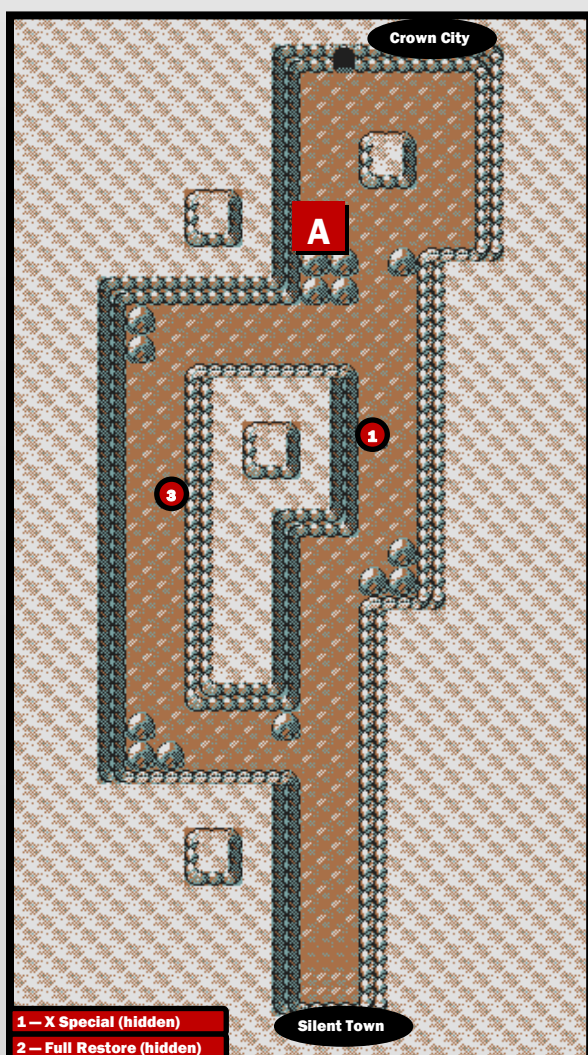


## Section N — The Nihon League

This is it! Time to climb Mt. Fuji and challenge the League! In order to get there, you'll need to head all the way back to where you began, and head north from Silent Town!

### N-1

## Crown Path



### Prove yourself

The entrance to Crown Path is guarded by a gatekeeper who will only permit your entry if you prove that you have all eight Badges, so make sure you do by this point. (You technically could have skipped over Alloy City's Gym up until this point, but not after now.) Show him you have all eight and you'll be permitted to enter.



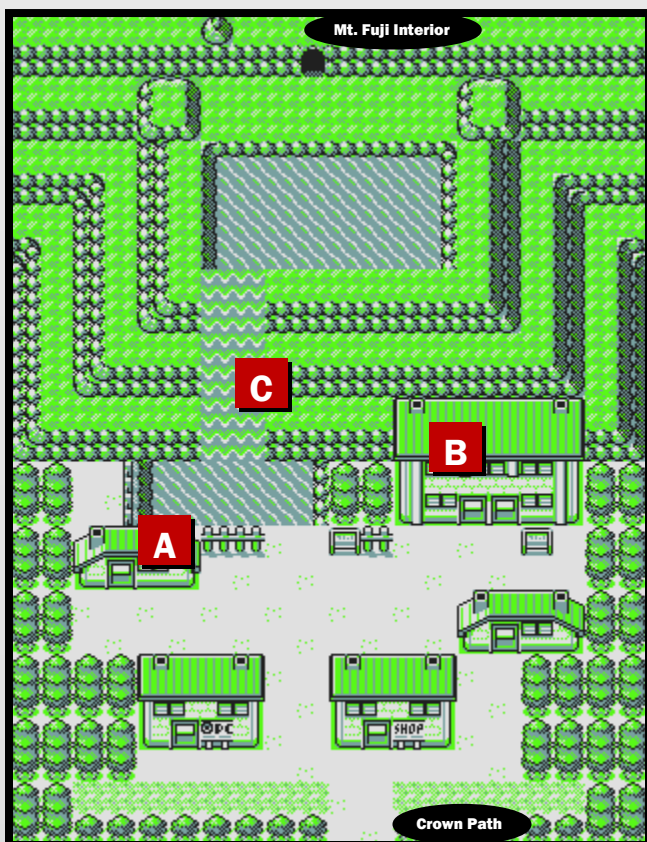
### A Silver appears!

Crown Path is a cakewalk to get through, but there's one tough challenge waiting at the end. This is the final Silver battle before the League, and he's tough! Show him that you're tough too! Afterwards, though, Silver will admit that he hasn't been treating his Pokémon as well as he should, and he'll leave to go do more training instead of facing the League at this point.



### Rival Silver

Pokémon	Level
Luxwan	Lv. 42
Belledam	Lv. 43
Grenmar	Lv. 43
Straigar	Lv. 44
Starter (stg 3)	Lv. 46
Phandarin	Lv. 44



Headbutt: Urban | Fishing: Water 1

## Crown City Mart

Great Ball	600
Ultra Ball	1200
Super Potion	700
Hyper Potion	1200
Revive	1500
Full Heal	600
Super Repel	500
Max Repel	700
Escape Rope	550

## A Get the Scope Lens

The lady in this house will give you the Scope Lens, an item that increases the critical hit ratio of the Pokémon that holds it. She claims it's important to use items such as that when facing the League. It's up to you whether you follow her advice or not.



## B A tasty dream

This building is a meeting ground for hopeful League challengers. A girl here is exhausted from training, and will give you TM 42, which teaches Dream Eater, a move that allows your Pokémon to deal a large amount of damage on an opponent who is asleep.



## C Ascend the Waterfall!

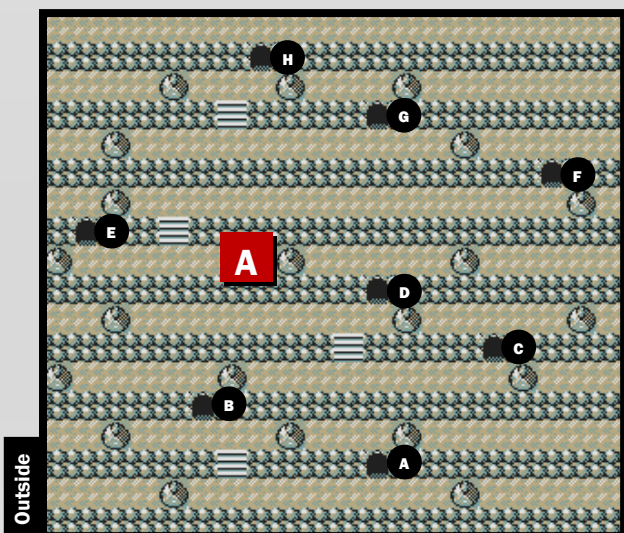

There's no going back now! Make sure you've got a Pokémon that knows Waterfall, and make your way to the entrance to Mt. Fuji, as it's time to climb to the summit. This cave is long and difficult and has many levels to climb before the summit is reached. It's also filled with tough wild Pokémon and even tougher trainers. This is the final test before the League!





# N-3

# Mt. Fuji Interior

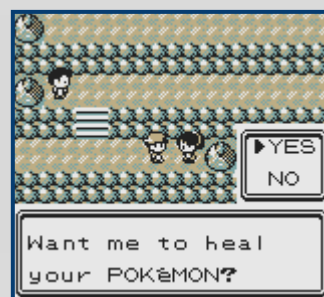


Mt. Fuji Interior	Percentage
Onix	30%
Golbat	30%
Rhyhorn	20%
Dugtrio	10%
Kangaskhan	10%

Mt. Fuji Interior	Percentage
Magikarp	60%
Gyarados	40%

## A A place to rest

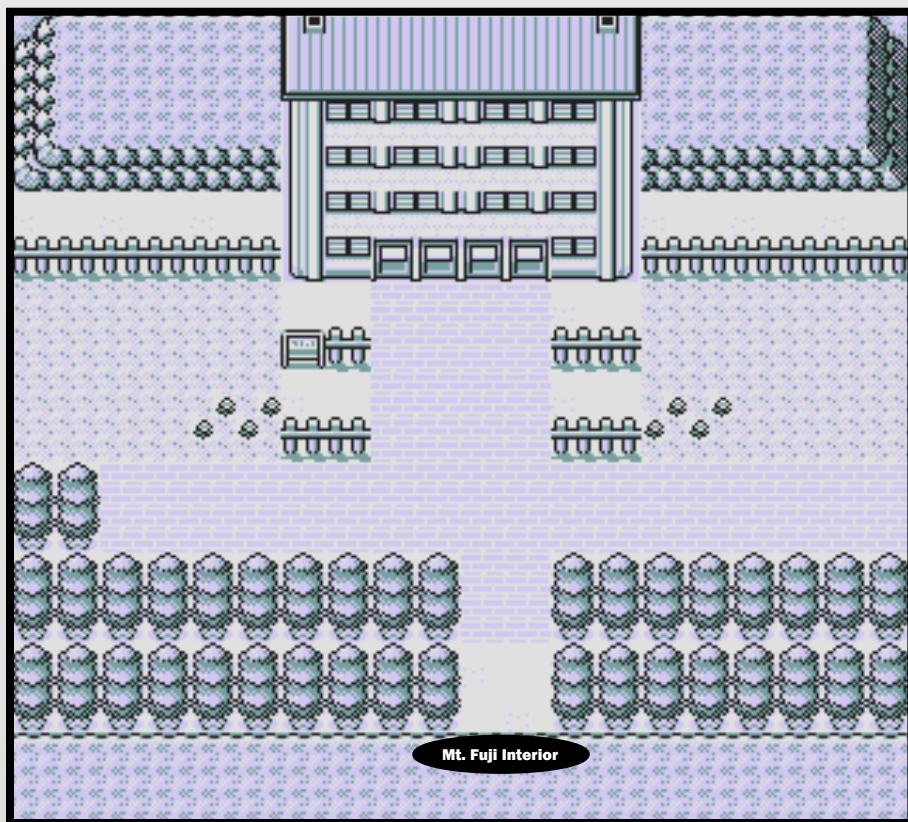
The girl standing here isn't going to challenge you - quite the opposite, in fact. If you speak to her, she'll heal your Pokémon.





# N-4

# Mt. Fuji Summit



Mt. Fuji Mart	
Ultra Ball	1200
Max Repel	700
Hyper Potion	1200
Max Potion	2500
Full Restore	3000
Revive	1500
Full Heal	600

## Welcome to the Summit

Congratulations! You made it to the top of Mt. Fuji. However, the real challenge begins now. Stock up on items in the lobby of the building, and prepare your team for the toughest challenge you've faced so far. Once you enter through the gate in the back, there's no turning around! You'll have to defeat all four members of the Elite Four and the Champion immediately after that! All five trainers must be defeated without any chance to use a Pokémon Center to heal. If you lose to one, you have to start all over!



# N-5

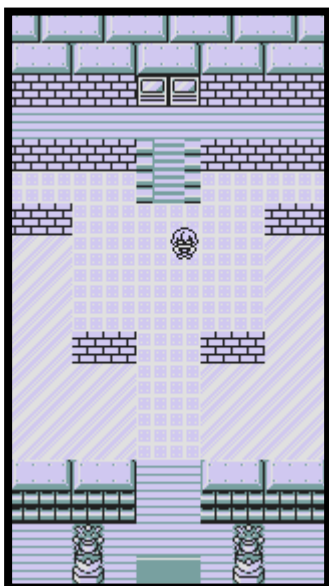
## The Nihon League

### The challenge begins

Similar to the Gym Leaders, each member of the Elite Four has two rosters - one for the first time they are challenged, and one that's used each subsequent time. In order to complete the League, you'll only have to defeat their first roster, but both will be listed here. Come back after you've completed the game and see if you can defeat them again!

### Elite Four Will

Will uses primarily psychic-type Pokémon, and they all know the move Psychic, which is a very powerful special attack. His team also knows many status-inflicting moves, so try to take his team down before they confuse or poison you.




Elite Four Will	
Pokémon	Level
Xatu	Lv. 50
Jynx	Lv. 51
Exeggutor	Lv. 51
Slowbro	Lv. 51
Hypno	Lv. 52

Will (rematch)	
Pokémon	Level
Xatu	Lv. 65
Jynx	Lv. 64
Exeggutor	Lv. 66
Slowbro	Lv. 67
Hypno	Lv. 67
Xatu	Lv. 69

## Elite Four Koga

Koga is another trainer that focuses on status-inflicting moves, especially poison. Several of his Pokémon know Toxic, which, for lack of a better description, is like “super-poison” that does increasing damage with each turn, so try to avoid getting hit with that, or bring poison curing items.

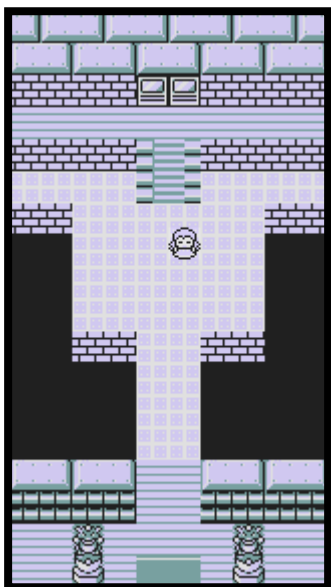


Elite Four Koga	
Pokémon	Level
Ariados	Lv. 50
Venomoth	Lv. 51
Bellignan	Lv. 54
Muk	Lv. 52
Crobat	Lv. 55

Koga (rematch)	
Pokémon	Level
Ariados	Lv. 64
Crobat	Lv. 65
Venomoth	Lv. 67
Disturban	Lv. 66
Weezing	Lv. 67
Muk	Lv. 69

## Elite Four Agatha

Agatha's primary type is technically ghost, but she has a rather varied team. Phandarin in particular knows some nasty moves that take your Pokémon down by means other than sheer power. Be prepared going into this battle.




Elite Four Agatha	
Pokémon	Level
Gengar	Lv. 55
Arbok	Lv. 54
Phandarin	Lv. 54
Marowak	Lv. 56
Gengar	Lv. 57

Agatha (rematch)	
Pokémon	Level
Gengar	Lv. 67
Arbok	Lv. 66
Phandarin	Lv. 66
Belledam	Lv. 64
Marowak	Lv. 68
Gengar	Lv. 69



## Elite Four Misty

Remember Misty? Well, she's back here and more powerful than she ever was before. A good electric-type Pokémon would probably be your best bet here, but grass would work well, too. Her Pokémon know varied moves in order to cover their offenses against many different types, so be ready for some attacks you might not expect from water-types.

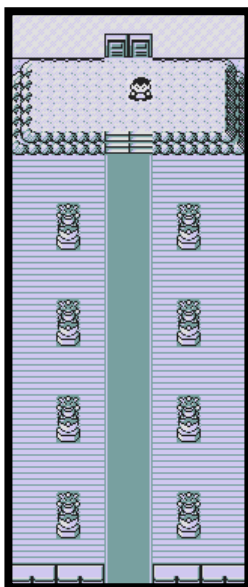


Elite Four Misty	
Pokémon	Level
Quagsire	Lv. 52
Kazappelin	Lv. 52
Lurreel	Lv. 55
Starmie	Lv. 55
Vaporeon	Lv. 57

Misty (rematch)	
Pokémon	Level
Quagsire	Lv. 65
Kazappelin	Lv. 68
Lurreel	Lv. 66
Starmie	Lv. 67
Vaporeon	Lv. 67
Seaking	Lv. 69

## Champion Lance

Lance is the final battle before the credits roll, and he's a tough one! Dragon-type is his specialty, but half his team technically isn't even dragon-type. You'll need a good ice-type if you want to have a real advantage against most of his team.



Champion Lance	
Pokémon	Level
Gyarados	Lv. 58
Dragonite	Lv. 58
Dragonite	Lv. 58
Aerodactyl	Lv. 59
Charizard	Lv. 57
Dragonite	Lv. 61

Lance (rematch)	
Pokémon	Level
Gyarados	Lv. 69
Dragonite	Lv. 70
Dragonite	Lv. 70
Aerodactyl	Lv. 72
Charizard	Lv. 72
Dragonite	Lv. 74

## The new champion of the Nihon League!

Congratulations! After defeating Lance, you are now the new Champion! Just in time to see your victory, Professor Oak will arrive and congratulate you on the accomplishments that you and your Pokémon have achieved. Afterwards, Lance will bring you back to the Hall of Fame, where your victory will be archived for all time.



Watch the scenes play out, and then watch the credits roll!

Load your game back up once you can, though, because there's still quite a bit more to do if you're interested...



### What comes next?

The game is now technically “complete”, but there is still much more to see! Not only are there many more Pokémon to catch, but each Gym Leader can be challenged again, complete with more difficult teams to defeat.

However, the main attraction now is the Southwest Islands, an entire new map with new cities and challenges to face, and many Pokémon to see and capture, some new and some old.

The next section of this guide will be covering all there is to see and do on the Islands, so read on to find out what things still remain to be seen!

## Section 0 — Visit the Islands

After the credits roll, you'll find yourself back in Silent Town. Professor Oak calls you up, and asks you to see him. Looks like there's still more that needs to be done...

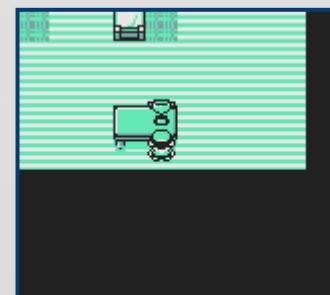
### 0-1

## The Fast Ship

### Life as the Champion

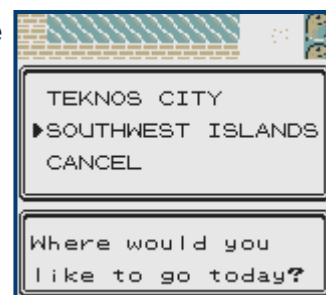
As soon as you start your game back up, you'll get a phone call from Professor Oak. If you visit him at his lab, he'll give you the S.S. Ticket, which allows passage on the Fast Ship S.S. Aqua, which departs from Westport City and is destined for Nihon's Southwest Islands, a mostly distinct region with new things to see. Stop by his lab and get the ticket, then head over to Westport City!

Also, if you check your bedroom PC, you'll notice that you have been awarded the Gold Trophy decoration as a reward for defeating the Nihon League!

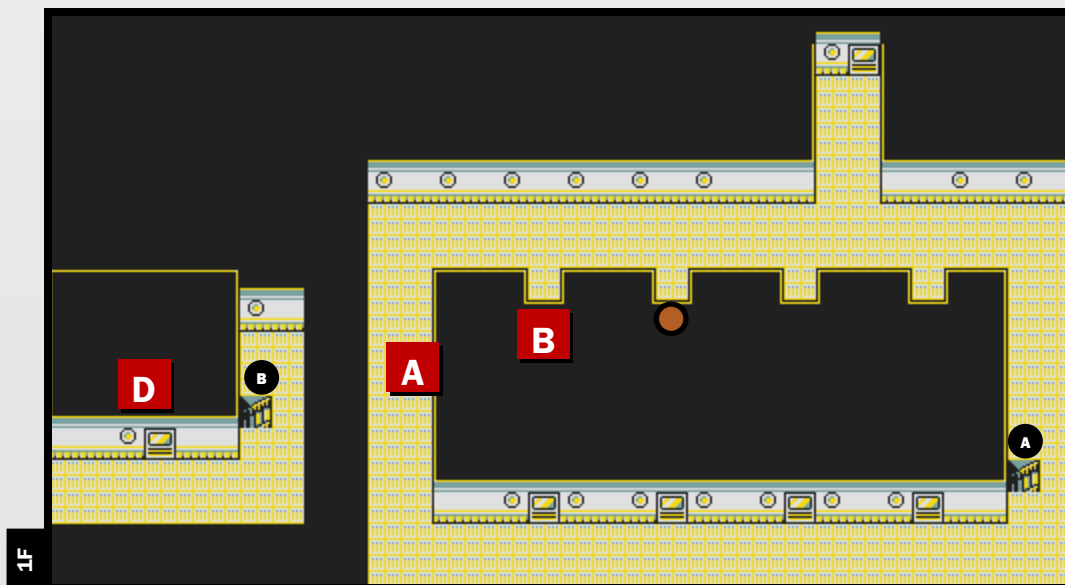


### Before you depart...

Keep in mind before you head over to Westport City, once you set sail for the Southwest Islands, you won't be able to return to the mainland until some things have been accomplished. Make sure you don't have anything that you want to take care of on the mainland first before committing to sailing to the Islands.

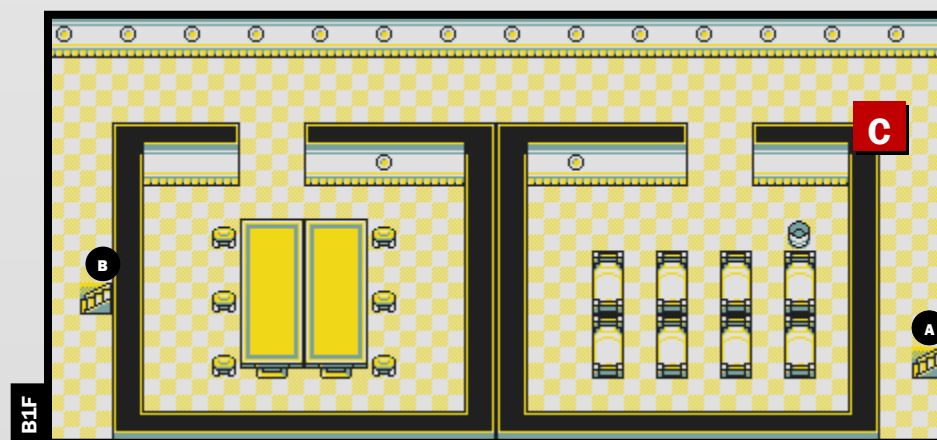






## A Some rough weather

As soon as you start walking around on the ship, it will rock and shake from hitting some rough weather. Once this happens, the Captain will come on the intercom and announce that everything is fine. But is it really?



## B Your cabin

This room has a bed in it that you can rest in, as well as a PC for managing your Pokémon party. Use it whenever you need it, as there are many trainers here on the ship that want to battle.

## C Find the missing sailor

The man here won't let you pass until you find his buddy, who's off somewhere wasting time. Since it is now apparently your job to make this guy do his job, go and find him in the room marked with an orange dot.

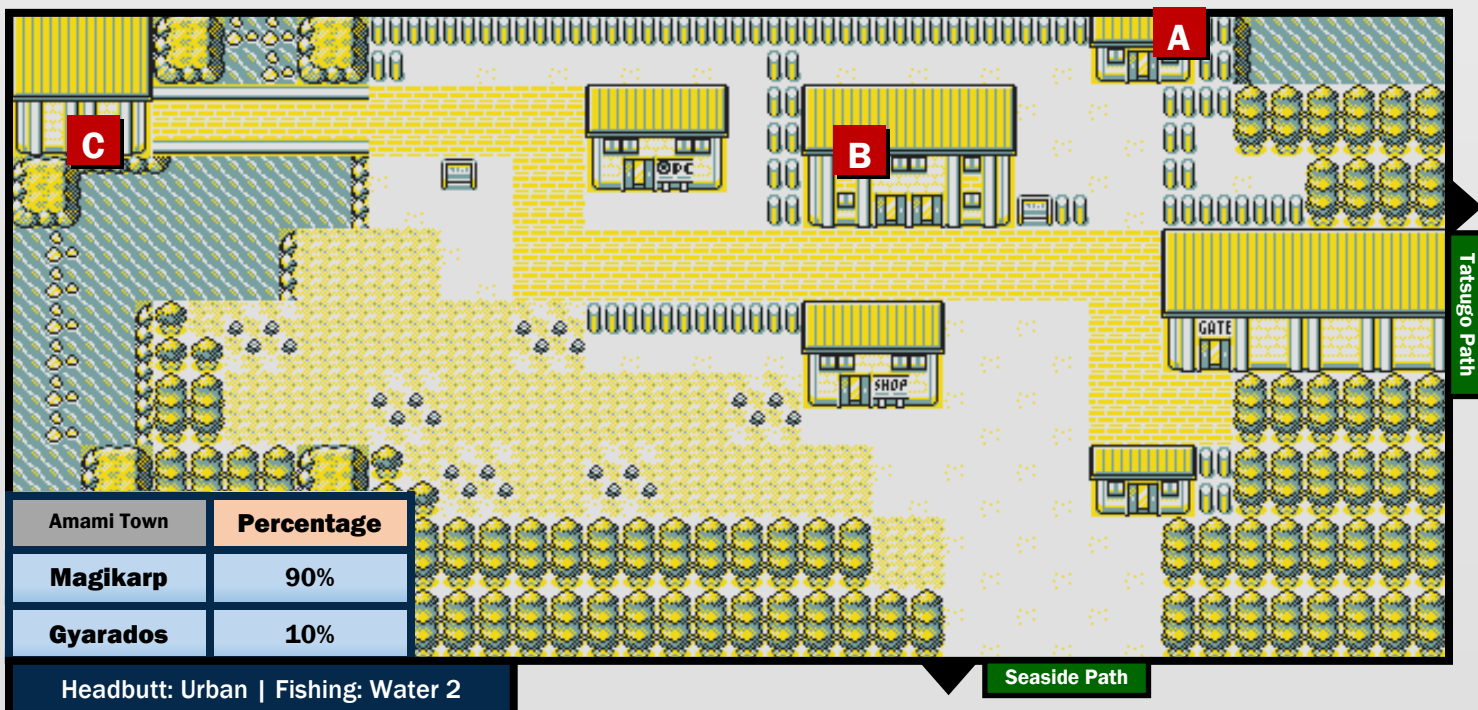


## D Talk to the Captain

If you speak to the Captain of the ship, you'll find out that the ship has a damaged Fuel Line, and needs repairs when it docks in Amami Town. He tasks you with finding a replacement part that can be installed on the ship, and says that a guy in Kume City has the parts that they'll need. Once you've spoken to him, heal in your bed one last time, and the ship will arrive in Amami Town. Welcome to the Southwest Islands!

# 0-2

# Amami Town



Amami Town Mart	
Ultra Ball	1200
Super Potion	700
Hyper Potion	1200
Revive	1500
Parlyz Heal	200
Awakening	250
Burn Heal	250
Escape Rope	550

## C Friday Doll Sales

You know the drill - here are his wares.

Doll Salesman (Friday)	
Voltorb	5000
Weedle	5000
Geodude	5000

## A Get the best Rod of all

Finally, the Super Rod can be obtained from the man in this house. The Super Rod is able to find a better variety of Pokémon than any of the other two Rods, so try it out, even in areas you've already fished in.



## B A Squirtle to raise

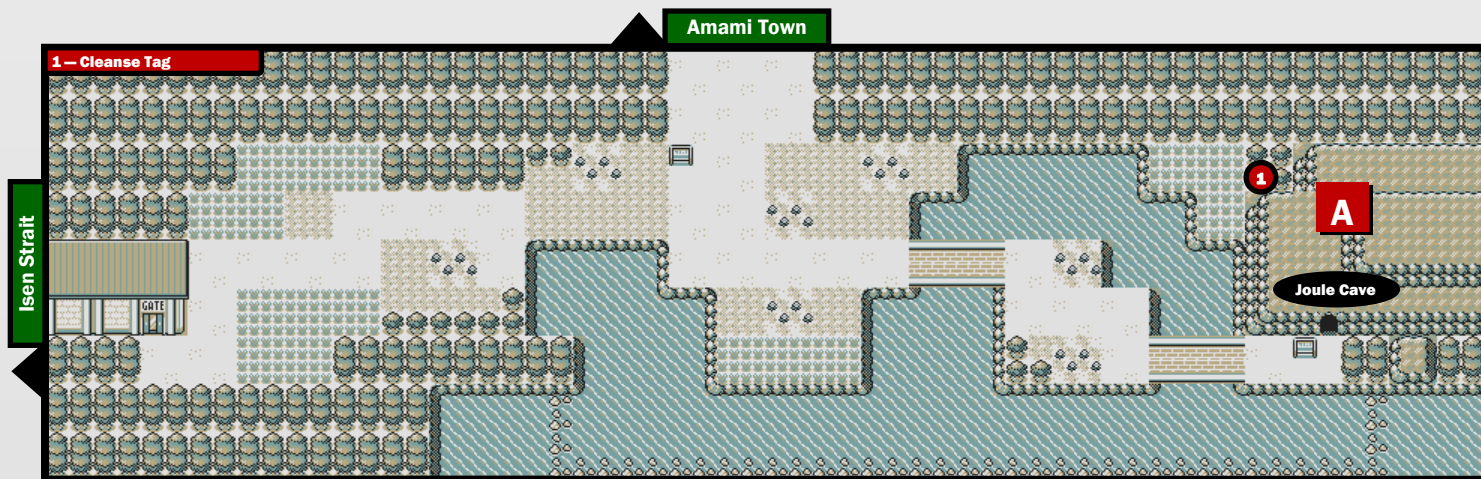
A girl in the pool building will tell you about how much she loves going swimming with Squirtle in order to help train them. She'll have a Squirtle that she'll offer to you so you can swim with one, as well. Make sure you have space in your party and take up her offer.



There are two ways to leave Amami Town - east to Tatsugo Path and south to Seaside Path. We'll be initially following the route that takes us directly to Kume City to get the Fuel Line, which means now we're heading south to Seaside Path. Once the ship is repaired, we'll cover the other areas of the map, as well as all of the caves and other locations that a number of returning Legendary Pokémon can be found.

# 0-3

## Seaside Path



Headbutt: Overworld 3 | Fishing: Water 2

Seaside Path	Percentage
Magikarp	90%
Gyarados	10%

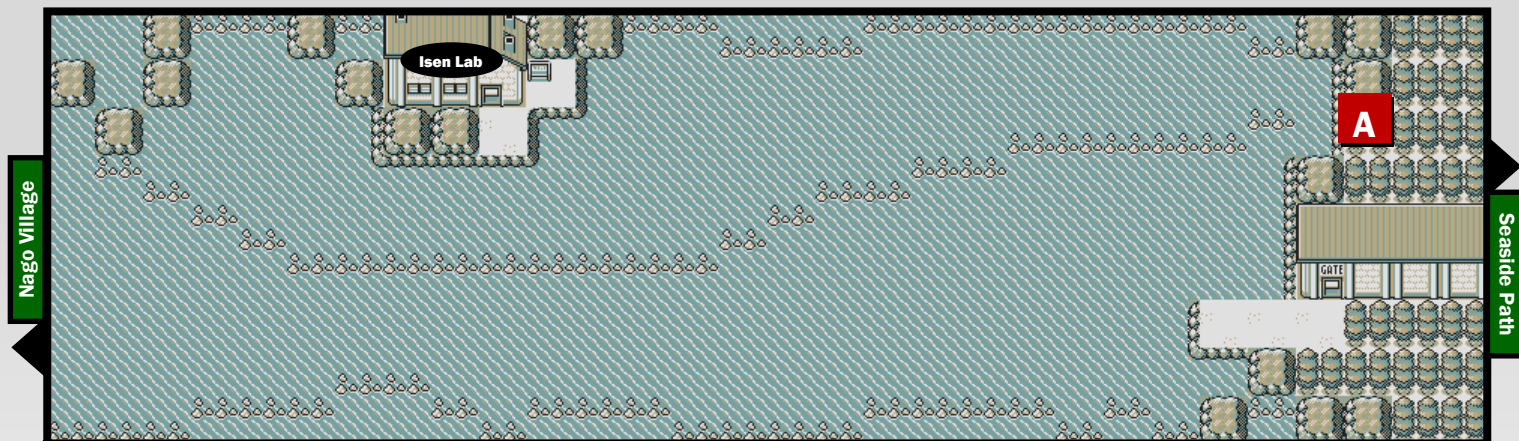
### A Visit Joule Cave... later

Eventually, we'll cover Joule Cave on page 122, once it's possible to encounter Zapdos inside. Right now, just pass it by.

Seaside Path	Morning	Day	Night
Fearow	60%	60%	60%
Pidgeotto	20%	20%	20%
Pidgeot	10%	10%	10%
Rapidash	5%	5%	5%
Dodrio	5%	5%	0%
Raticate	0%	0%	5%

# 0-4

## Isen Strait



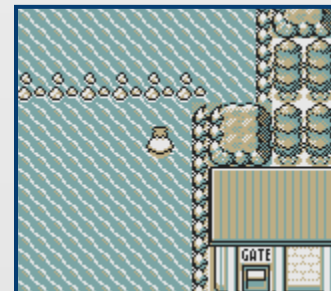
Fishing: Water 2



Isen Strait	Percentage
Tentacool	60%
Tentacruel	30%
Gyarados	10%

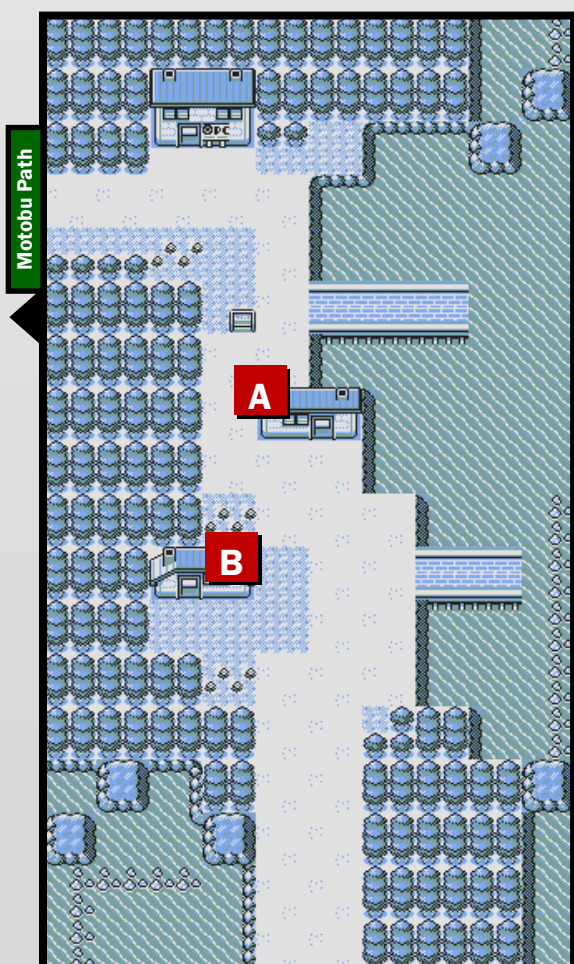
### A No way to get to the Lab yet

If it weren't for this map, you likely would not have noticed the Laboratory building on the northern end of the strait. It's meant to be out of sight at the moment, and actually isn't accessible yet. The small opening on the right side of the strait will be closed off until the S.S. Aqua is repaired. We'll have to come back later, as the Legendary Mewtwo resides inside.



# 0-5

## Nago Village



Headbutt: Town | Fishing: Water 2

Meridian Path

### A The Impostor has retired

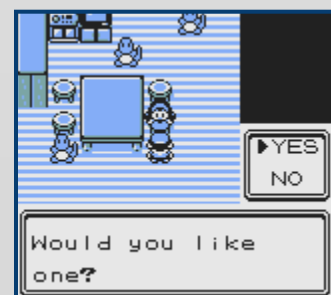
What's this? The Impostor Oak is here in this house! Though he's mostly now a sad, lonely man. He's realized working with Team Rocket was wrong, and hopes to spend his days here now, not causing any problems. I suppose we can let him be...

Also, if you missed the Amulet Coin way back on the Ship Base, there will be one sitting here in his house that you can take.



### B Get a Charmander

The woman in this house clearly likes Charmander, as she has several of them just hanging out in her house. Hopefully it doesn't catch on fire. She'll give you a Charmander if you talk to her, and it's probably a good idea for her to have one fewer of them anyways.



Nago Village	Percentage
Magikarp	90%
Gyarados	10%

# 0-6

# Meridian Path

1 — Hyper Potion (hidden)  
2 — Protein

Nago Village

Meridian Path	Morning	Day	Night
<b>Doduo</b>	30%	30%	0%
<b>Arbok</b>	30%	30%	0%
<b>Raticate</b>	20%	20%	20%
<b>Girafarig</b>	10%	10%	0%
<b>Tauros</b>	5%	5%	0%
<b>Dodrio</b>	5%	5%	0%
<b>Quagsire</b>	0%	0%	40%
<b>Noctowl</b>	0%	0%	40%

Meridian Path	Percentage
<b>Goldeen</b>	60%
<b>Marill</b>	30%
<b>Seaking</b>	10%

Charred Summit

A

## A The Charred Summit

This path leads to the Charred Summit, a location that we will soon visit to encounter Moltres, once some other criteria have been met. Check page 123 for information on this location.



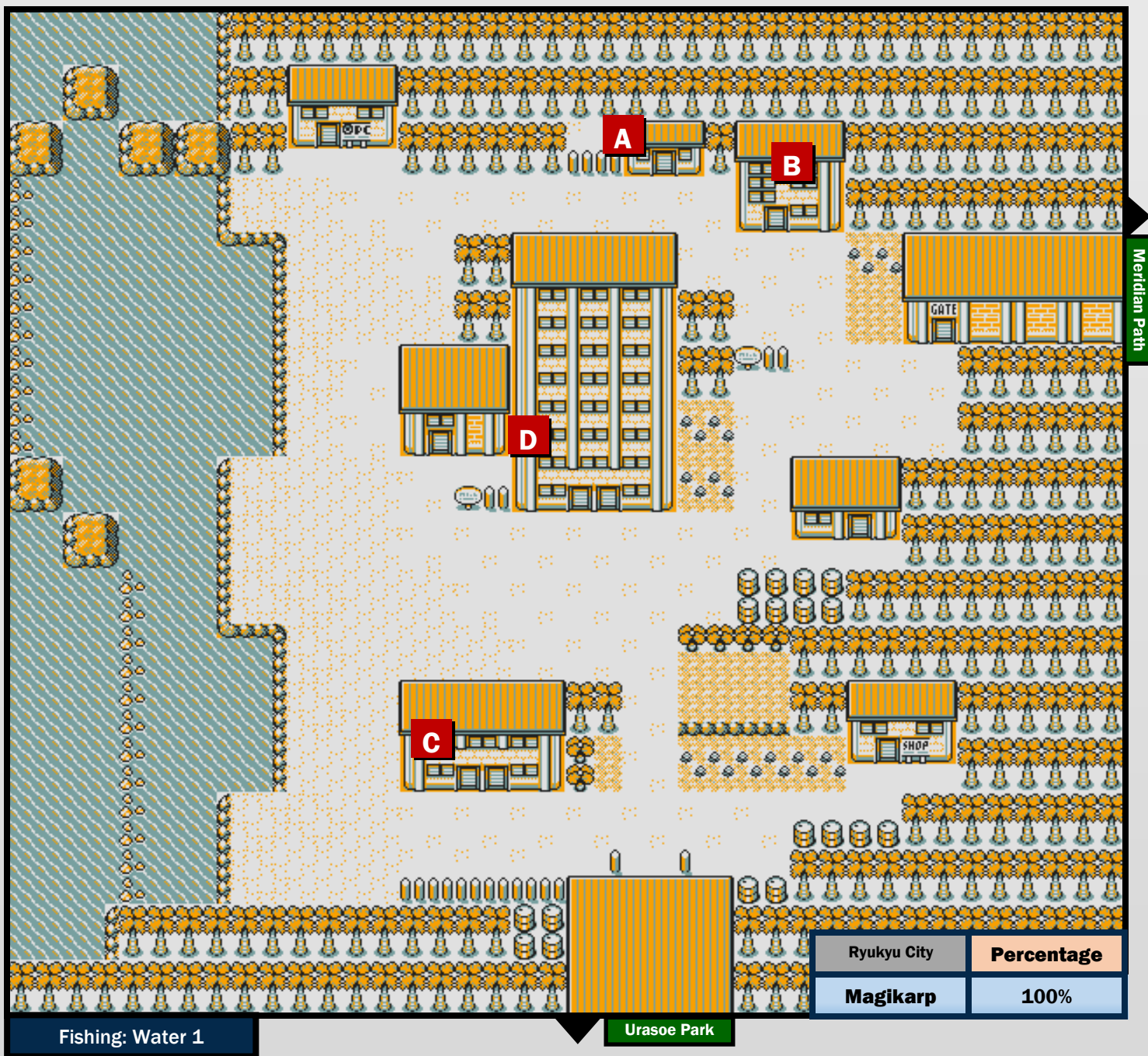
Ryukyu City

2

Headbutt: Overworld 1 | Fishing: Water 2

# 0-7

# Ryukyu City



## A An unnecessary trade offer

The woman in this house will offer to trade you a Wigglytuff if you have a Chansey. By this point, there are other ways to obtain a Wigglytuff, so this trade is mostly unnecessary. Take her up on it only if you feel like it.

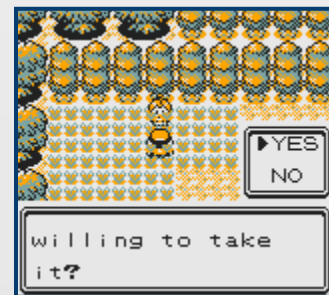




Ryukyu City Mart	
Great Ball	600
Ultra Ball	1200
Hyper Potion	1200
Max Potion	2500
Full Heal	600
Escape Rope	550
X Attack	500
X Defend	550
Sharp Horns	500
Focus Orb	500

## B Bulbasaur needs a home

This building is an arboretum that houses many species of plant life and Pokémon. The woman inside has a Bulbasaur to give to a caring trainer, and wants you to have it. You've now had an opportunity to obtain all three of the original Starter Pokémon!



## C A Pokémon Gym?

What's going on here? A Pokémon Gym? There are no more Badges to obtain, and this technically is not a Gym. The "Leader" inside is just playing the part, hoping that one day he can make it official. The interesting thing here is that you will have a very different experience in here depending on which Starter you chose way back at the beginning of the game. The "Gym" will always be of the type that has an advantage against your Starter. Roster of the "Leader" listed below - though you probably won't need it. He's pretty easy to defeat.



Water "Gym Leader"	
Pokémon	Level
Mantine	Lv. 51
Omastar	Lv. 54
Blastoise	Lv. 55
Lurreel	Lv. 55



Grass "Gym Leader"	
Pokémon	Level
Vileplume	Lv. 51
Bellignan	Lv. 54
Bellossom	Lv. 55
Victreebel	Lv. 55



Fire "Gym Leader"	
Pokémon	Level
Charizard	Lv. 51
Magmar	Lv. 54
Rapidash	Lv. 55
Grenmar	Lv. 55

## A worthy prize

Upon your victory, you'll be rewarded not with a badge, but something probably better - an Egg that contains one of the Starters from the beginning of the game that you had not chosen initially. It will be the one that matches the type of the "Gym" - If you chose Palssio, you'll get a Chikorita, if you chose Cubburn, you'll get a Palssio, if you chose Chikorita, you'll get a Cubburn. Neat!



## D The Ryukyu Hotel and Restaurant

People visiting here are living the life of luxury! If you're just passing through on your way to Kume City for the Fuel Line, you won't be able to access much of anything yet, as you'll need a Room Pass first. However, as soon as the S.S. Aqua is repaired, come back here and purchase one from the receptionist at the front desk for 10000. See below for the sorts of things there are to do here once you have a Room Pass.



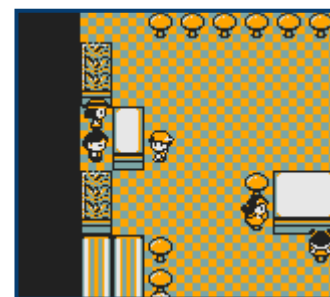
### Things to do at the Ryukyu Hotel and Restaurant

#### Another (small) Game Corner

The Restaurant side of the building has a row of slot machines and card games to play, same as the ones at any other Game Corner location. There's only one prize vendor - see their wares listed below.

Coin Clerk	
50 Coins	1000
500 Coins	10000

Prize Clerk 1 (prices are in coins)	
Fire Stone	800
Water Stone	800
Thunderstone	800



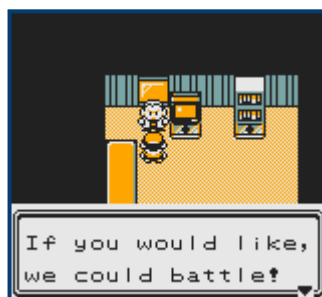
#### Defeat the Kimono Girls and max out your Coin Case

Forget playing the slots or spending money on Coins, if you go to the basement Theatre area, a man there will tell you that if you defeat all six of the Kimono Girls, he'll fill your Coin Case completely with Coins! The Kimono Girls are dancers, each one with a different evolution of Eevee. They shouldn't be too difficult to defeat, so do that and earn the Coins needed for that one (or several) prize you've been unable to save up the Coins for!



#### A battle with... Professor Oak!?

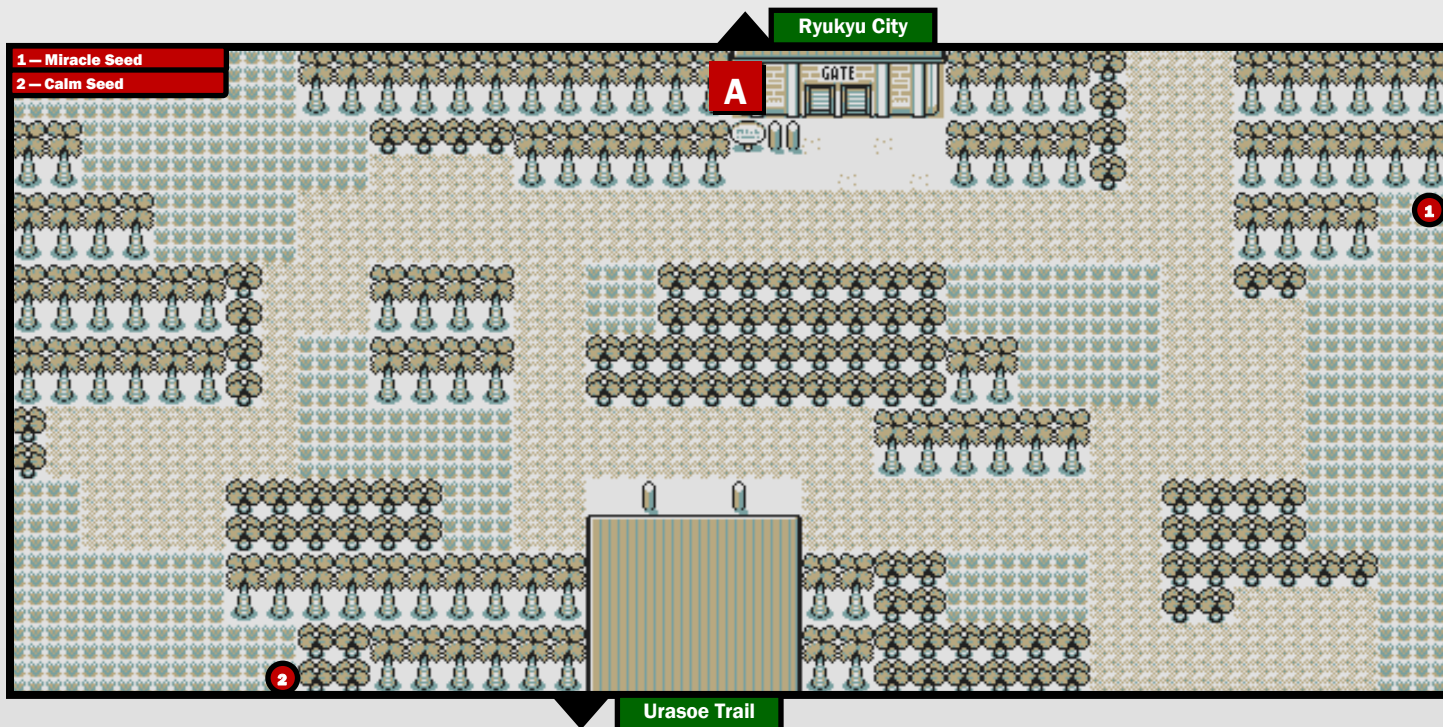
Once you talk to the receptionist and get your Room Pass, she'll let you know that Professor Oak has started booking weekends in the Hotel. And sure enough, if you find his room on the 5th floor, he'll be there (if it's a Saturday or Sunday) and be ready to battle! His team is pretty tough, and he's raised the final of the three Starters from the beginning (the one that neither you nor Silver chose), so he has a pretty balanced team. This battle is just for fun, though. No real rewards.



Professor Oak	
Pokémon	Level
Tauros	Lv. 66
Exeggutor	Lv. 67
Arcanine	Lv. 68
Gyarados	Lv. 70
Starter (stg 3)	Lv. 70

# 0-8

# Urasoe Park



Urasoe Park	Morning	Day	Night
Ledian	30%	0%	0%
Nidorina	30%	0%	0%
Sunflora	20%	0%	0%
Exeggcute	10%	10%	10%
Flaaffy	5%	5%	5%
Chansey	5%	5%	5%
Parasect	0%	30%	0%
Nidorino	0%	30%	30%
Venomoth	0%	20%	20%
Ariados	0%	0%	30%

## Not too much to see here

There isn't too much to see here - apart from a decent selection of tough wild Pokémon. Use this place to train, or just quickly pass through it.

## A One last visit from the Doll Salesman


If you stop by this gate on Saturday, you'll find one final location that the Doll Salesman travels to. Here are his last two Dolls available for sale.

Doll Salesman (Saturday)	
Machop	5000
Tentacool	5000



# 0-9

# Urasoe Trail



Urasoe Trail	Morning	Day	Night
Pidgeotto	60%	60%	0%
Pidgeot	20%	20%	0%
Luxwan	10%	10%	10%
Raticate	5%	5%	35%
Jumpluff	5%	5%	0%
Noctowl	0%	0%	55%

Urasoe Trail	Percentage
Tentacool	60%
Tentacruel	30%
Gyarados	10%

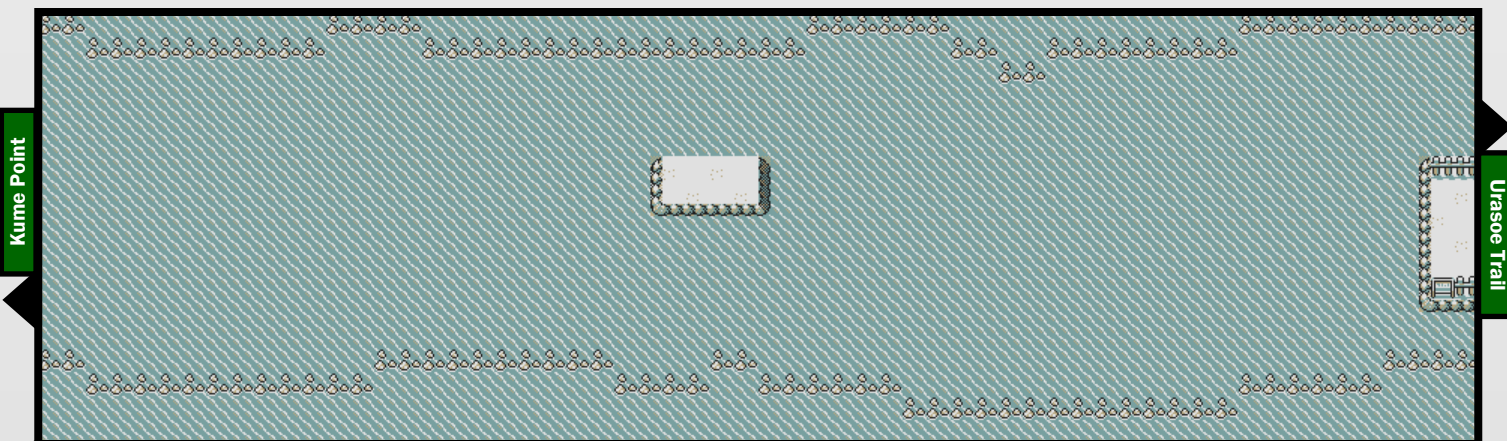
## A Another place to pass by for the moment

Over here is Nanjo Forest, another winding maze similar to Jade Forest. Ignore it for now, though. But we'll be coming back here soon. This and all other places that have been skipped over will be covered as soon as the S.S. Aqua is repaired.



0-10

# Kerama Strait



Fishing: Water 8

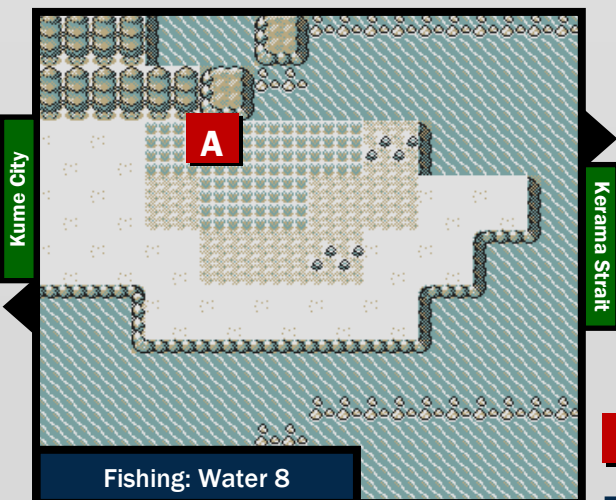
**Just pass on through**

Nothing to see or do here other than battle a few trainers. Keep on going, we're almost to Kume City.

Kerama Strait	Percentage
<b>Tentacool</b>	60%
<b>Tentacruel</b>	30%
<b>Gyarados</b>	10%

0-11

# Kume Point



Fishing: Water 8

Kume Point	Morning	Day	Night
<b>Pidgeotto</b>	60%	60%	0%
<b>Pidgeot</b>	20%	20%	0%
<b>Luxwan</b>	10%	10%	10%
<b>Raticate</b>	5%	5%	35%
<b>Jumpluff</b>	5%	5%	0%
<b>Noctowl</b>	0%	0%	55%

**A Train your Pokémon here**

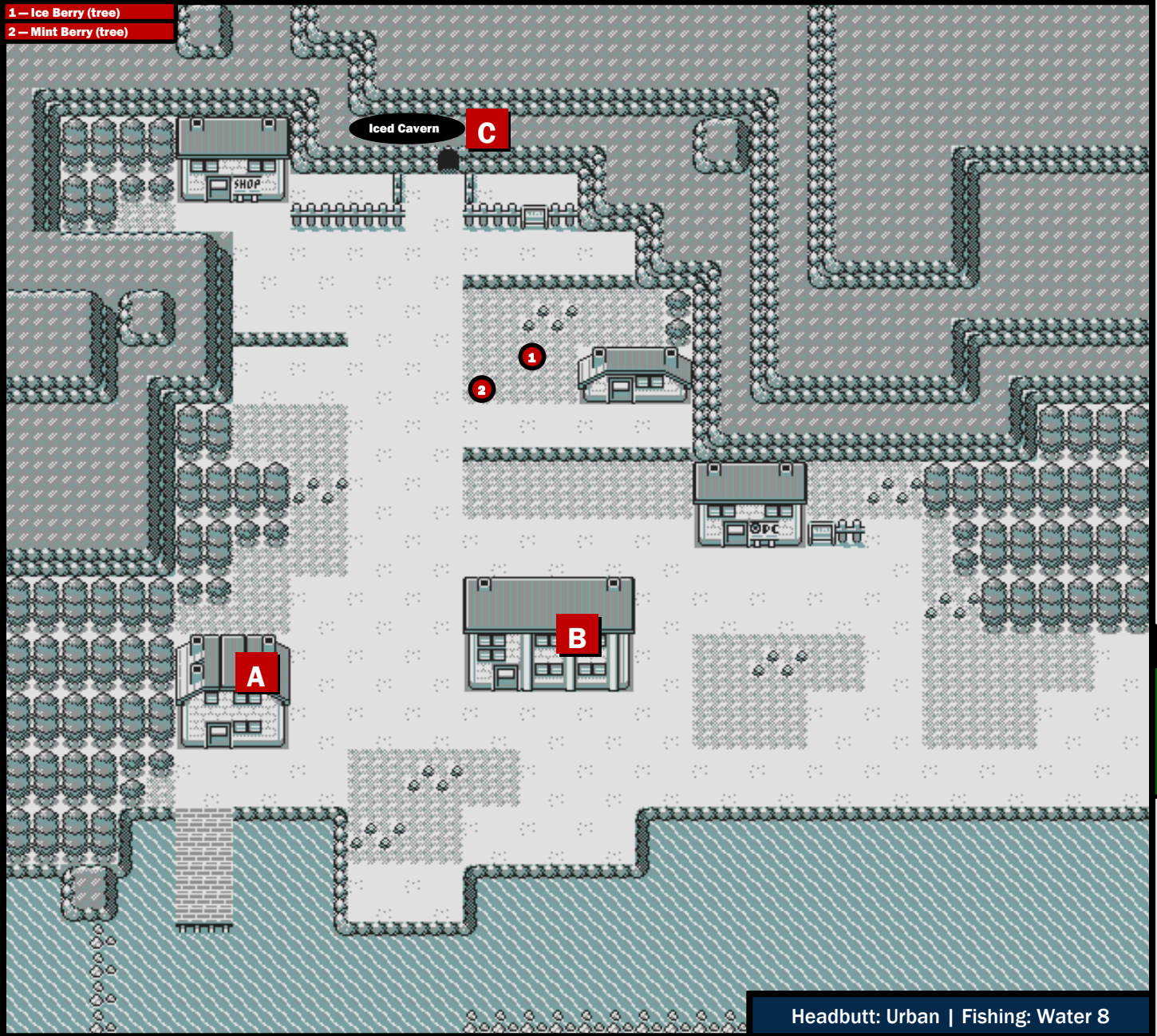
This location would be completely uninteresting if it weren't for one thing - though the Pokémon in this route are the same ones that appear in Urasoe Trail, they are significantly higher-leveled here. In fact, apart from the very last locations you will be visiting in the game (Rainbow/Tropical Islands), these are the highest-leveled wild Pokémon in the game.

Kume Point	Percentage
<b>Tentacool</b>	60%
<b>Tentacruel</b>	30%
<b>Gyarados</b>	10%

# 0-12

# Kume City

- 1 — Ice Berry (tree)
- 2 — Mint Berry (tree)



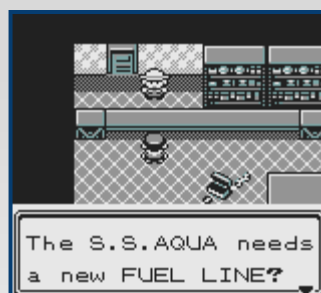
Forked Strait

Kume Point

Headbutt: Urban | Fishing: Water 8

## A At last, the Fuel Line

In this house is the key to unlocking your way back to the mainland - talk to the man inside and he'll be so eager to repair the S.S Aqua that he'll give you the Fuel Line for free. Take it back to Amami Town and talk to the sailor on the dock to finally get the ship repaired!



Kume City	Percentage
Magikarp	100%



## **B** The last guest for the Game House

If you've already sent the boy from Birdon Town and the boy from the Kanto Region to the Game House outside of Westport City, there will be one more potential guest waiting here. The girl in the back of this house will say she wants to travel to the mainland to spend time with a friend, so you recommend the Game House to her.



Kume City Mart	
Great Ball	600
Ultra Ball	1200
Super Potion	700
Super Repel	500
Full Heal	600
X Defend	550
X Attack	500
Dire Hit	650

## **Back on Route 102...**

Once you've sent all three guests to the Game House, go back and speak to the scientist who is the host there. He'll reward your help with an Egg of one of the three Starters that you didn't choose at the beginning of the game. This time it will be the one that your chosen Starter has an advantage against. And with that (and the fake Gym in Ryukyu City), you should now have obtained all three of the Nihon Starter Pokémon!



## **C** The Iced Cavern

See page 124 for coverage of what's inside here. Eventually, we'll return once we can encounter the Legendary Articuno inside of this cave.

## **Repairing the S.S. Aqua**

Once you return to the docks in Amami Town and get the ship repaired, you'll be able to travel back to the mainland... if it is Wednesday or Sunday. The ship goes back to Westport City on those days, and back to Amami Town on Monday and Friday. But worry not - if you need to travel between the two maps, you can do so at any time now. Just talk to the old man near the entrance of the docks. He'll use his Abra to teleport you back to the mainland. And conveniently, there's another old man with an Abra on the other side as well! Talk to them whenever you want to travel between the locations.



And with that, let's take a look at some of the other areas on the Southwest Islands!


## Section P – Other Island Areas

Now that the S.S. Aqua is repaired, it's time to venture a bit off the beaten path and explore some of the other areas around the Southwest Islands.

### P-1

## Tatsugo Path

- 1 – Heart Stone (hidden)
- 2 – PP Up (hidden)
- 3 – Ultra Ball



Headbutt: Overworld 1 | Fishing: Water 1

Tatsugo Path	Morning	Day	Night
Skiploom	30%	30%	0%
Fearow	30%	30%	0%
Pidgeotto	20%	20%	0%
Pidgeot	10%	10%	0%
Jumpluff	5%	5%	0%
Gloom	5%	5%	30%
Murkrow	0%	0%	30%
Golbat	0%	0%	20%
Noctowl	0%	0%	10%
Poliwhirl	0%	0%	5%
Weepinbell	0%	0%	5%

Tatsugo Path	Percentage
Poliwhirl	60%
Golduck	30%
Goldeen	10%

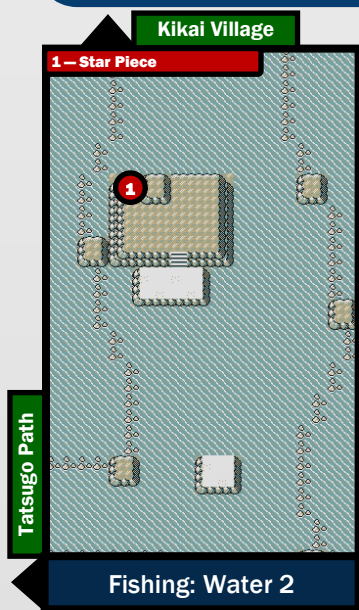
### A Heart Pond

This location is apparently a romantic dating spot for locals. There isn't any way for you to bring someone here on a date, but you can at least disturb the trainers here on dates by battling them.



# P-2

## Kikai Strait



Kikai Strait	Percentage
Tentacool	60%
Saryu	40%

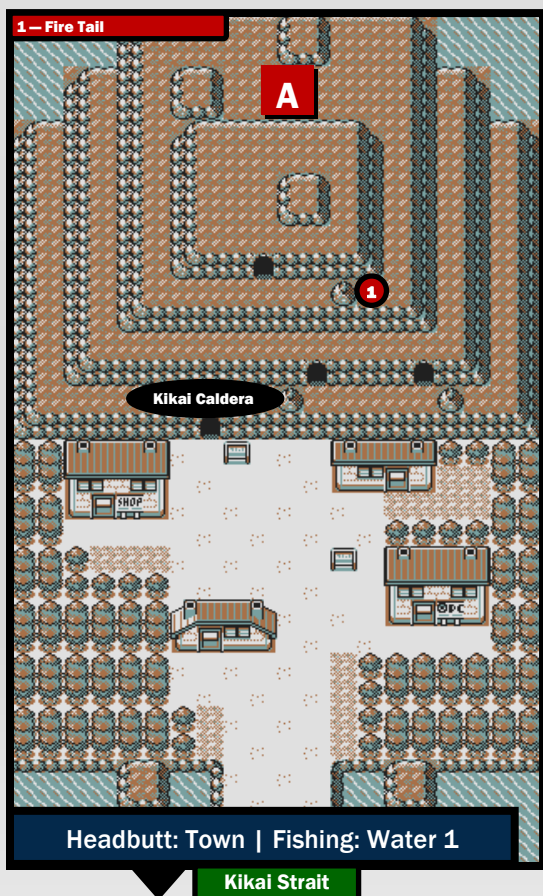
### Keep on moving

This place is a good location to find Saryu if you don't have one already, but apart from that, there isn't anything to see here.



# P-3

## Kikai Village



### A Kikai Caldera

There is exactly one thing to do here in Kikai Village - climb to the top of the Caldera! This is an ancient training ground for martial artists. If you reach its summit, you'll find none other than Bruno, who's been training tirelessly. See the next section for information about the Caldera itself and what can be found there, as well as Bruno's roster.

Kikai Village Mart	
Ultra Ball	1200
Super Potion	700
Hyper Potion	1200
Revive	1500
Parlyz Heal	200
Awakening	250
Burn Heal	250
Escape Rope	550



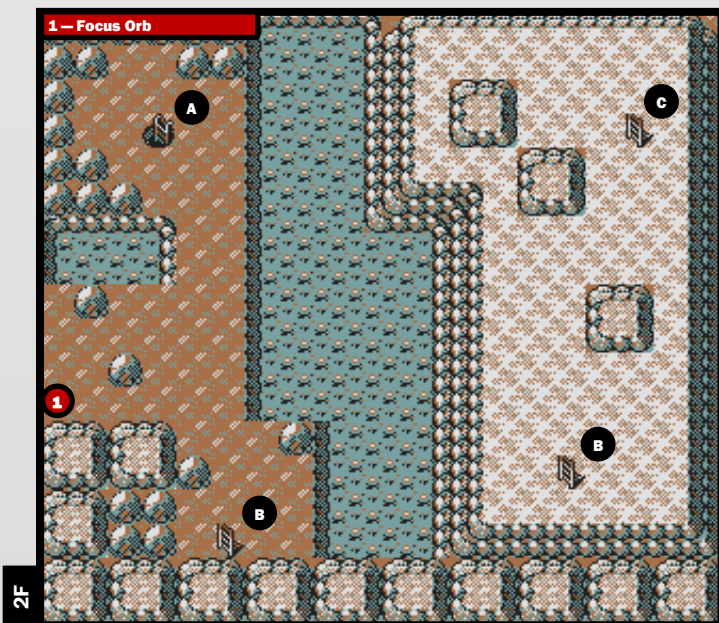



# P-4

# Kikai Caldera

## Challenge Bruno at the summit

Once you've reached the top of the Caldera, you'll find Bruno, training on his own, but eager to face any challenger that approaches him. There's no prize directly given by him upon victory, but you'll need to defeat him in order to reach the Fire Tail waiting on the summit of the Caldera.



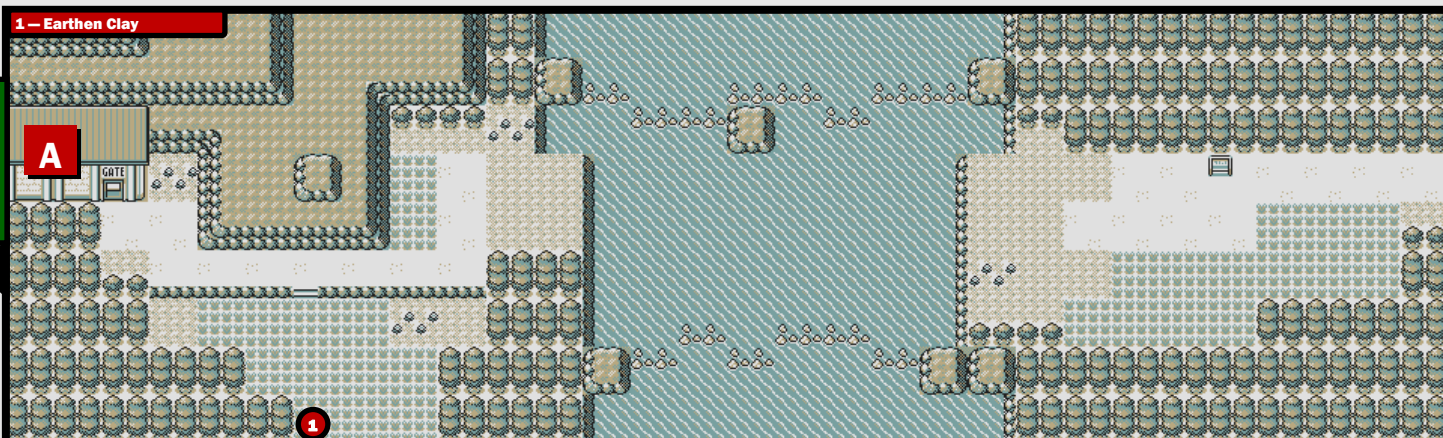
Bruno	
Pokémon	Level
Steelix	Lv. 60
Hitmonchan	Lv. 62
Hitmonlee	Lv. 62
Hitmontop	Lv. 62
Poliwrath	Lv. 61
Machamp	Lv. 64



Kikai Caldera	Percentage
Machoke	50%
Graveler	30%
Weezing	10%
Grenmar	5%
Magmar	5%

# P-5

## Motobu Path



Headbutt: Overworld 1 | Fishing: Water 4

Motobu Path	Morning	Day	Night
Krabby	30%	30%	30%
Mankey	30%	30%	0%
Primeape	20%	20%	0%
Exeggcute	10%	10%	0%
Kingler	5%	5%	5%
Straigar	5%	5%	5%
Arbok	0%	0%	30%
Belledam	0%	0%	20%
Jungela	0%	0%	10%

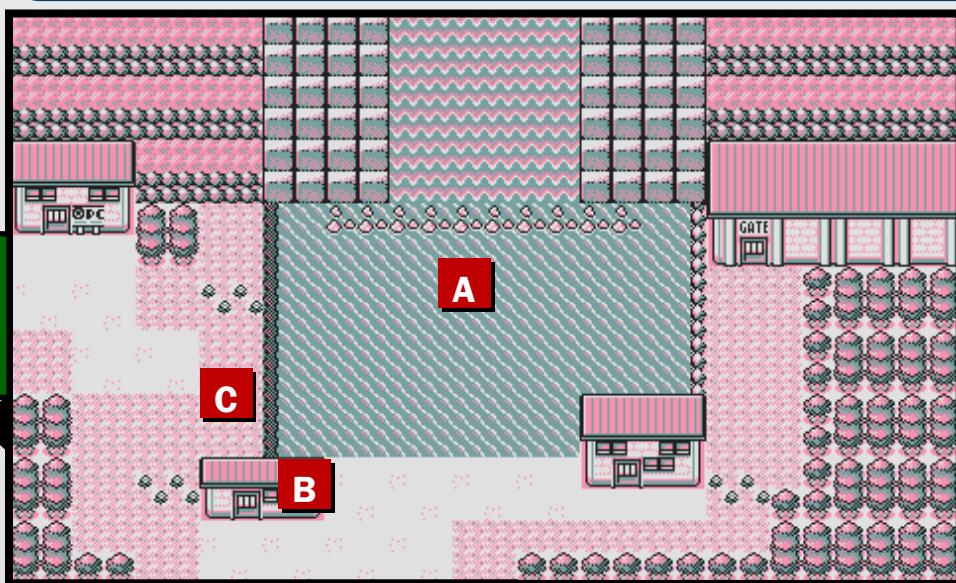
Motobu Path	Percentage
Tentacool	60%
Saryu	30%
Molambino	10%

### A Bikers in the gate?

If you come by here before fixing the S.S Aqua, you won't be able to enter Lejima Town due to a group of Bikers hanging out inside of the gate. Once the ship is fixed, they won't be there anymore, but you'll soon see where they went to...







## A A Biker Invasion

That group of Bikers has decided to make themselves comfortable anywhere and everywhere in Iejima Town. They've somehow drained the pond and blocked the waterfall from flowing, so at the moment the town will look quite a bit different than it does in the map here.



## B The old man with the Long Vine

At the moment, the old man who lives in this house is outside standing in front of where the waterfall should be. Once the waterfall is flowing again, he'll return to this house where you can talk to him for the Long Vine, an item that makes it more likely for you to catch Pokémon if your Pokémon is holding it. Be sure to return here once the waterfall is restored.



## C The (very important) Tri-Wing

One other thing to be very sure to do once the waterfall is restored - talk to the Youngster standing next to the pond, and he'll give you the item sitting next to him. This item is the Tri-Wing, which is necessary to have in order to encounter any of the three Legendary Birds. Make sure you return here to get it once the waterfall is restored!




## Things to get done...

Most of the things that can be done in this town require the waterfall to be restored first - head west out of town to the Weathered Trail to make your way to the Hydro Plant. Once you've kicked the bikers out of there, be sure to return here to collect your rewards!



# P-7

# Weathered Trail



Headbutt: Overworld 1

Weathered Trail	Morning	Day	Night
Pidgeotto	60%	60%	0%
Pidgeot	20%	20%	0%
Luxwan	10%	10%	10%
Electrode	5%	5%	5%
Jumpluff	5%	5%	0%
Noctowl	0%	0%	55%
Raticate	0%	0%	30%



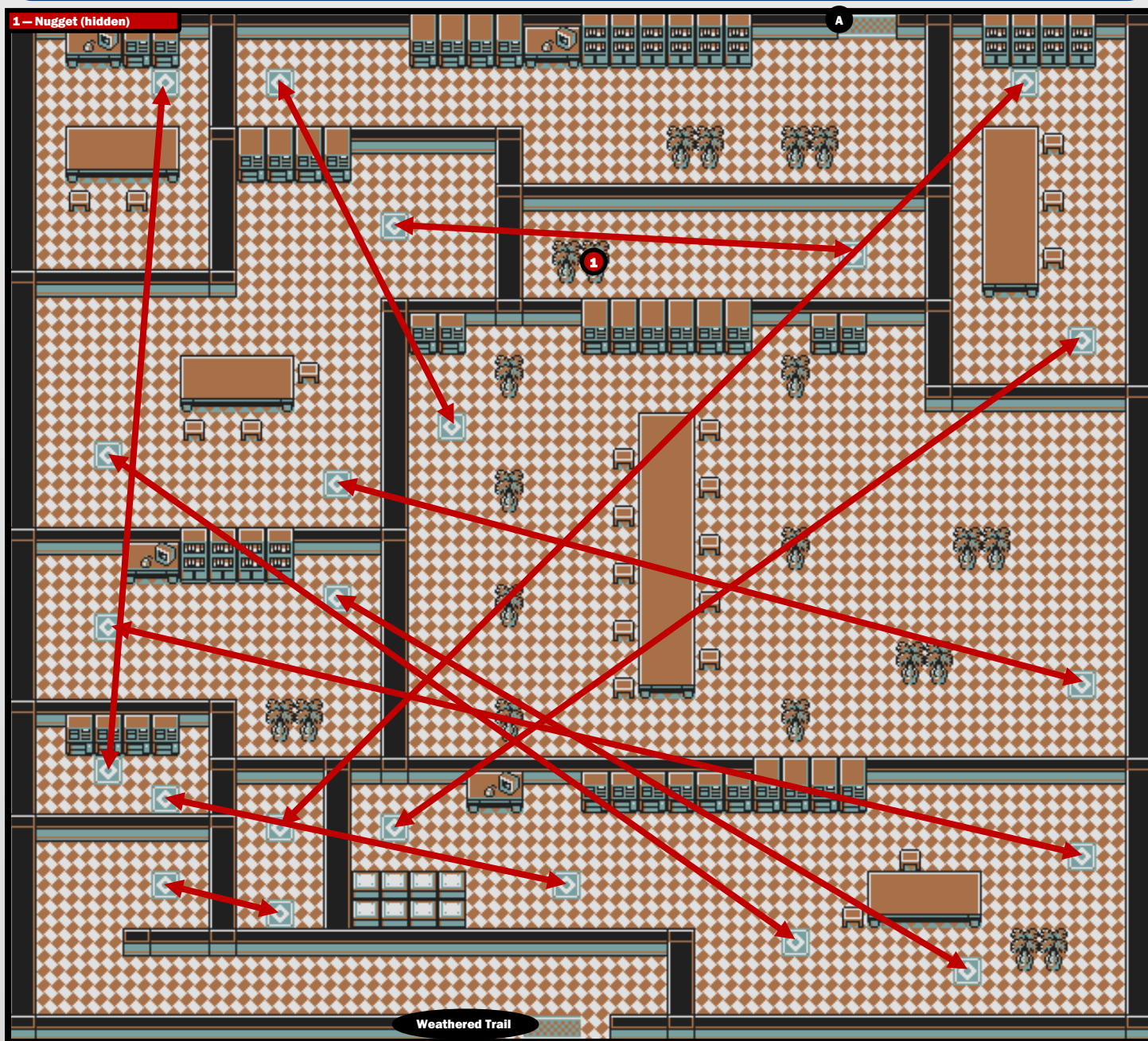
## A Bikers all over the place

The Hydro Plant at the end of this route is the base for the Biker invasion, and they don't want you getting to it. These guys are pretty easy to defeat, so take them out and get inside the Plant!



# P-8

# Hydro Plant

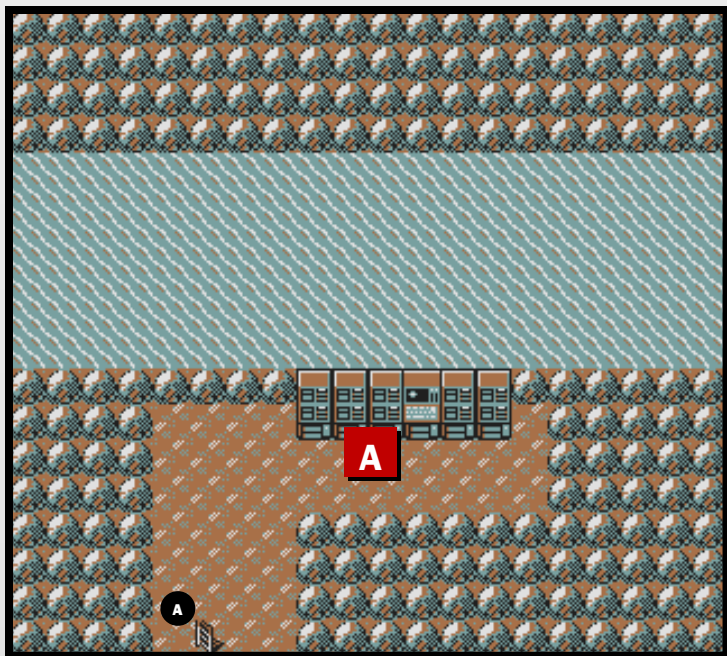


## Make your way to the back...

There were two ways this map could have been labeled - either with lettered circles labeling each warp pad, or with red arrows pointing between them. I chose red arrows, but I'm not sure if it was the best choice. Find your way to the back, battling all of the Bikers along the way.

## A Defeat the final Biker

One last Biker needs put in his place, and he's guarding the control console with all he's got. He shouldn't be too difficult to defeat, but he technically qualifies as a sort of "boss" character, so find his roster below if you want to.



Biker Swanson	
Pokémon	Level
Rapidash	Lv. 55
Mimmeo	Lv. 58
Machamp	Lv. 57
Dugtrio	Lv. 57
Straigar	Lv. 58

## Open the dam

Once Swanson is out of the way, use the control console to open the dam back up, allowing water to flow back into Iejima Town. As soon as you do that, all of the Bikers will flee, as the police have finally arrived, just as you've already taken care of the problem. Be sure to return to Iejima Town to collect the Tri-Wing!



## The game is over?

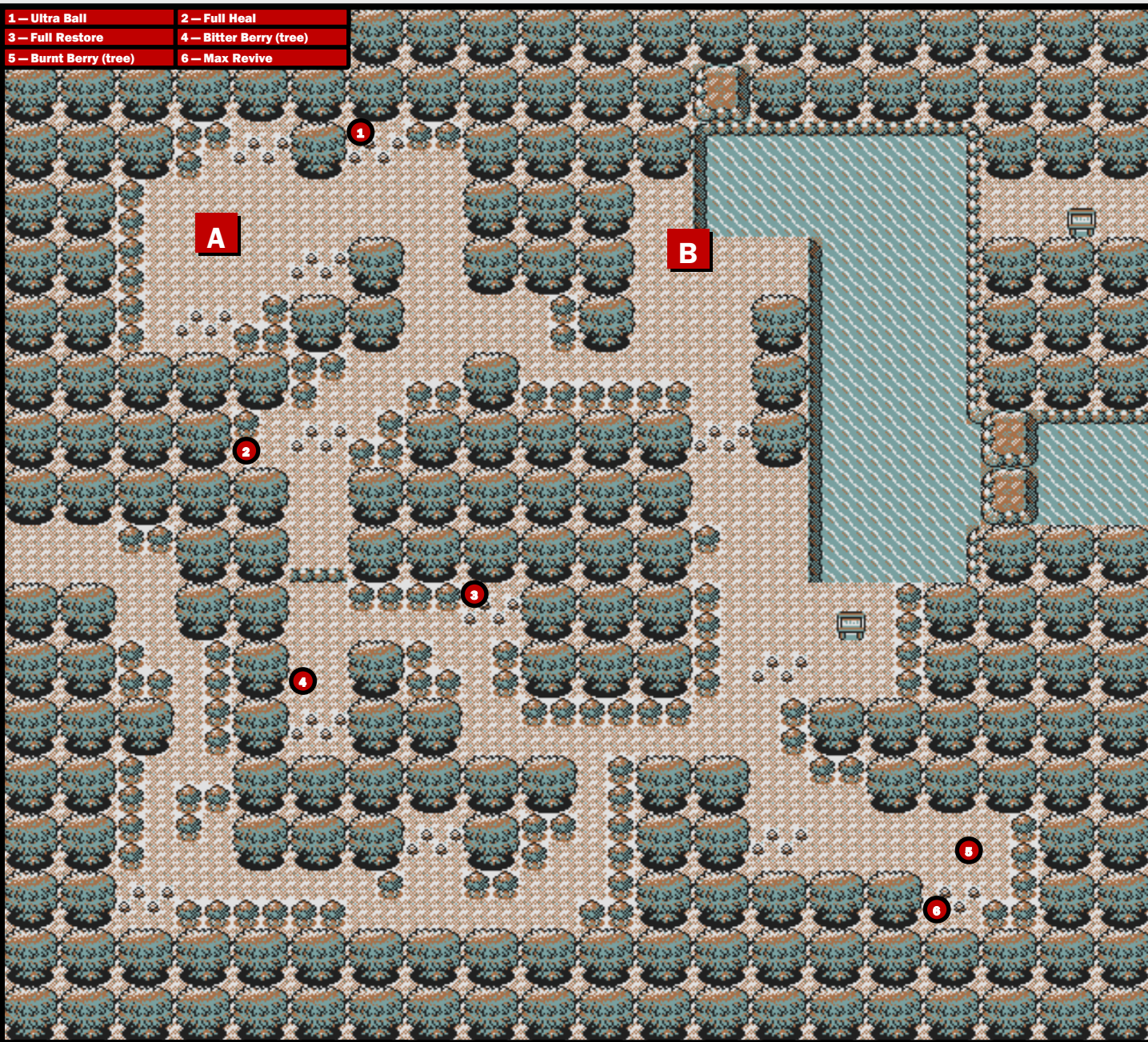
With the dam open and the Tri-Wing in your possession, there are technically no more story-related roadblocks left. You are now free to explore everywhere on the map at your leisure, and catch every Pokémon available in the game. If you want, you can head down to Rainbow Island right now and challenge Blue, for the ultimate battle. Check page 128 for more information on that. There are still some more (optional) things to see and do, so we'll be covering them here, including information on how to capture all of the Legendary Pokémon that are hiding out here on the Islands.



**P-9**

# Nanjo Forest

1 — Ultra Ball	2 — Full Heal
3 — Full Restore	4 — Bitter Berry (tree)
5 — Burnt Berry (tree)	6 — Max Revive



Headbutt: Forest | Fishing: Water 4

Nanjo Forest	Morning	Day	Night
Beedrill	30%	30%	30%
Fearow	30%	30%	0%
Jumpluff	20%	20%	20%
Skiploom	10%	10%	10%
Sunflora	5%	0%	0%
Aipom	5%	5%	5%
Scizor	0%	5%	0%
Noctowl	0%	0%	30%
Tricues	0%	0%	5%

Nanjo Forest	Percentage
Molambino	60%
Tentacruel	30%
Angore	10%

### A Silver is here training!

So this is where Silver went to - he's been out here in Nanjo Forest. If you come by on Wednesday, you'll find him and be able to challenge him to one final battle. Of course, he's stronger than he's ever been, but at this point, you should be too!

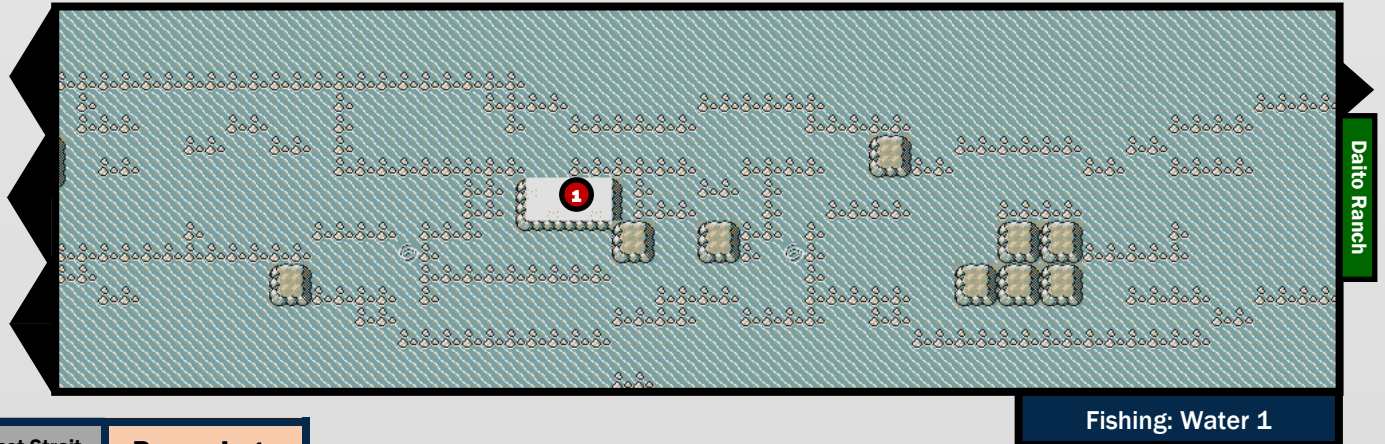
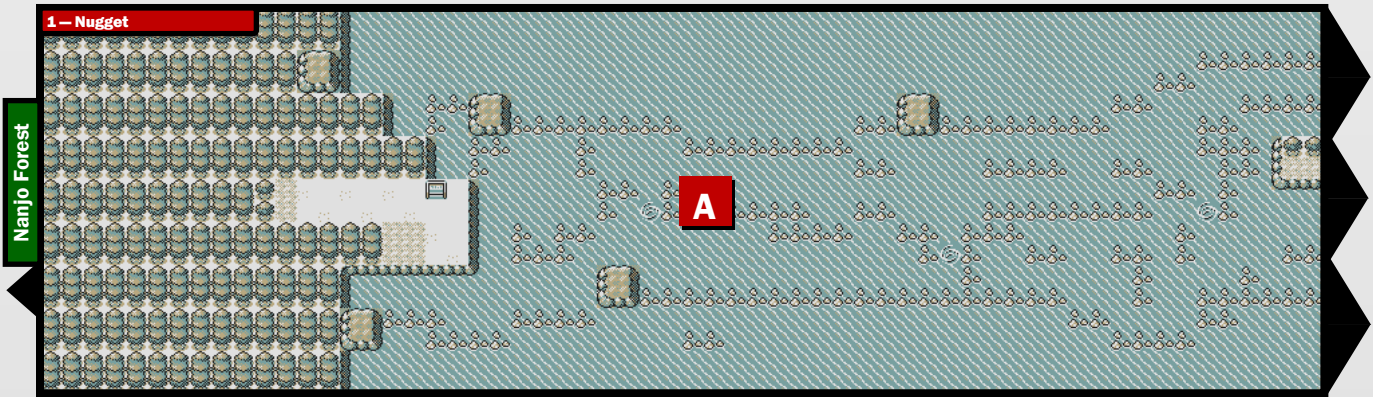


Rival Silver	
Pokémon	Level
Luxwan	Lv. 62
Belledam	Lv. 63
Grenmar	Lv. 62
Straigar	Lv. 64
Starter (stg 3)	Lv. 65
Phandarin	LV. 65

### B Two brothers search for treasure

The two kids standing here by the water are looking for treasures that wash up on the shore. The older kid will offer to give you something that he finds, but he hasn't found anything yet. As long as you've met the requirements of talking to this boy at least once, and have fixed the S.S. Aqua, the next time you leave and return to the forest, he'll have found a Lucky Egg to give you. This item is very useful - it increases the amount of Exp. your Pokémon gets after each battle.





Great East Strait	Percentage
Molambino	60%
Tentacruel	30%
Angore	10%



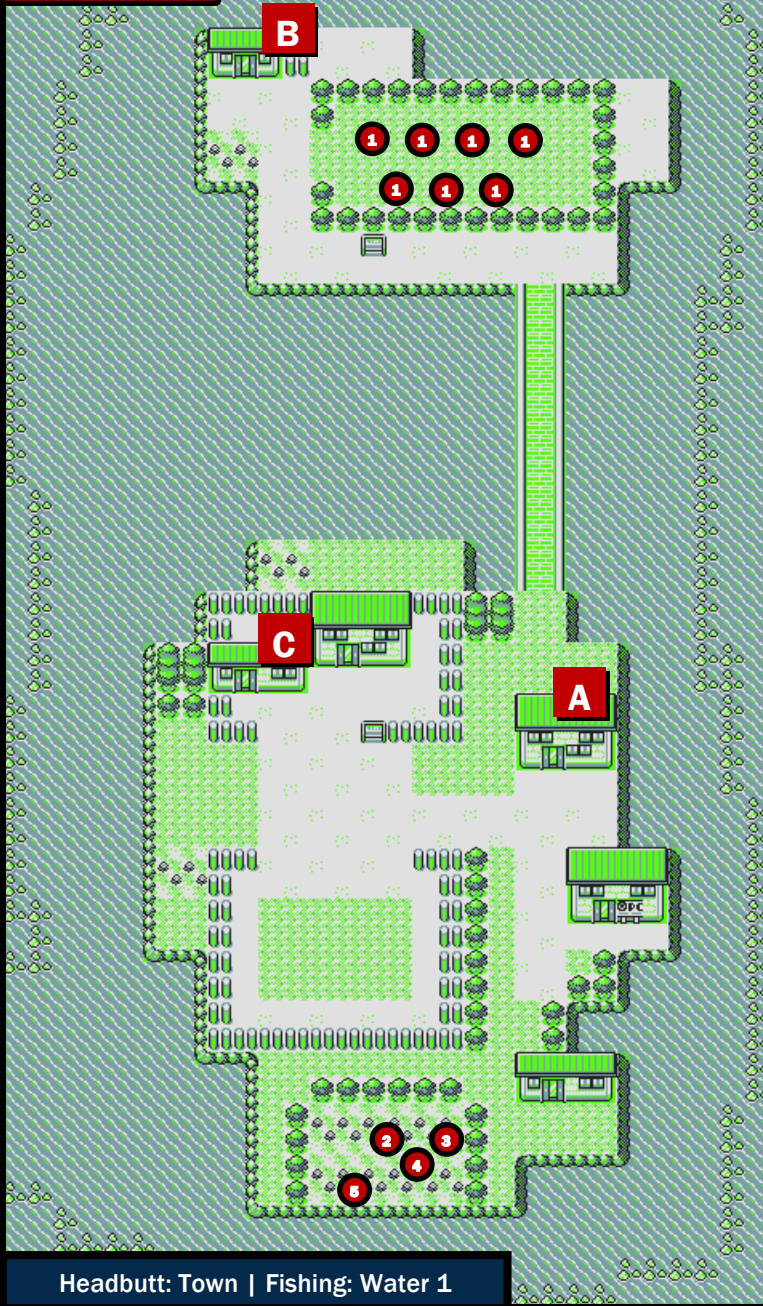
## A Whirlpools everywhere

This is the longest water route in the whole game, and it's littered with whirlpools. It's not too difficult to get through this route, though. Just head east and use the HM move whenever necessary. Eventually, you'll reach Daito Ranch.





- 1 — Apple (seven trees)
- 2 — Mysteryberry (hidden)
- 3 — Bitter Berry (hidden)
- 4 — Gold Berry (hidden)
- 5 — Miracleberry (hidden)



## A Remember Geoffrey?

If you remember, Geoffrey was the gardener back on Route 104 who was trying to grow a garden in the desert. Well, he's decided to move out here where growing conditions would be more ideal. He'll give you some Berry Juice for visiting him in his new location.



## B Pick some Apples

This is the only place in the game to find Apples, and they're very useful. They work like berries - Pokémon can hold and use them. But they restore a full 50 HP instead of just 10. Grab some here. But don't use them on your Pokémon just yet.



Daito Ranch	Percentage
Molambino	60%
Tentacool	30%
Tentacruel	10%

## C Feed the Apples to Miltank

The Miltank in the barn is feeling ill, and apparently what it needs is several Apples. Seven, to be exact. Feed it all that you've got, and it will become healthy again. Talk to the farmer and he will give you the Old Amber, which can be revived in the Kanto Laboratory to become an Aerodactyl.

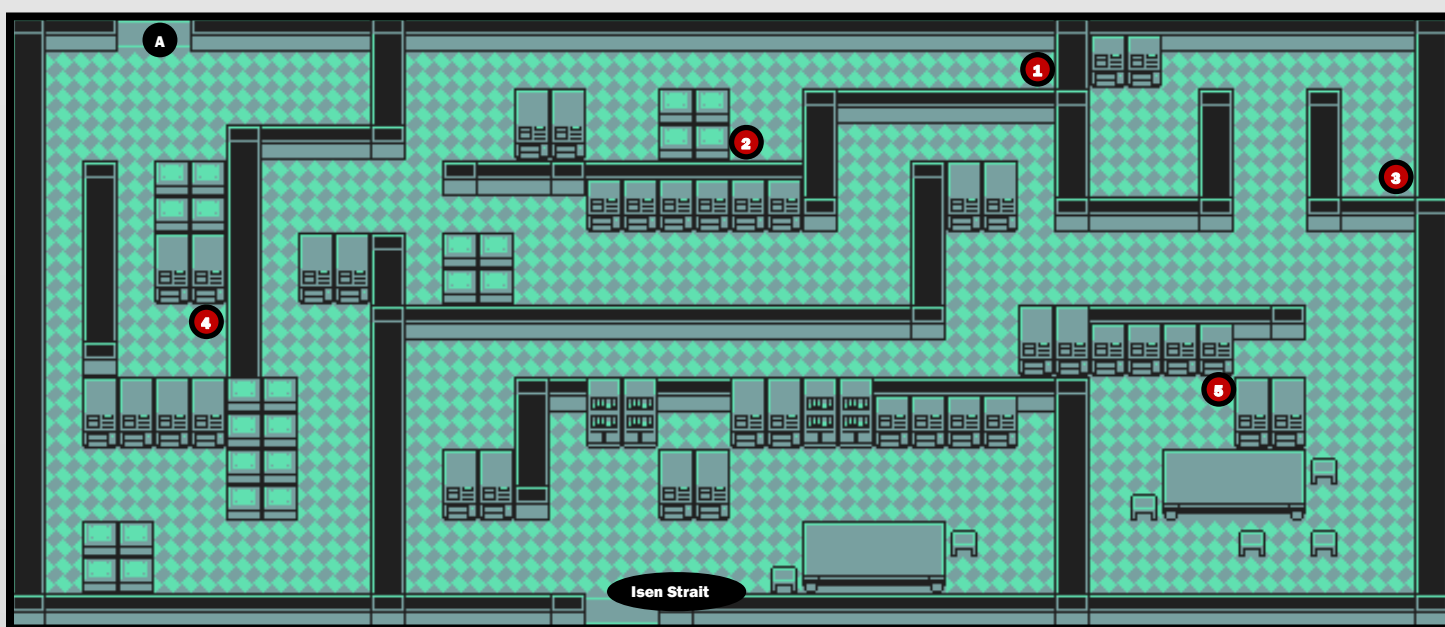


## Section Q — Island Legends

What's this? More Legendary Pokémon? Quite a few, actually. We'll be covering several of them in this chapter - where and how to obtain them.

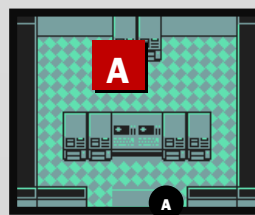
### Q-1

## Isen Lab



- 1 — Covenant Orb      2 — Nugget
- 3 — Long Tongue      4 — Mysteryberry
- 5 — Berserk Gene

Isen Lab	Morning	Day	Night
Magnetron	30%	30%	30%
Electrode	30%	30%	30%
Haunter	20%	20%	20%
Kadabra	10%	10%	0%
Hypno	5%	5%	5%
Raticate	5%	5%	5%
Phandarin	0%	0%	10%



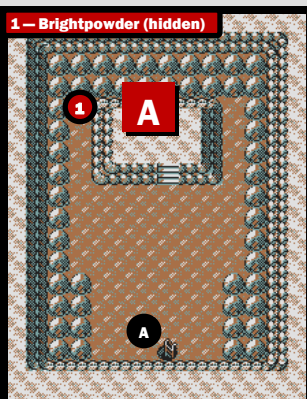
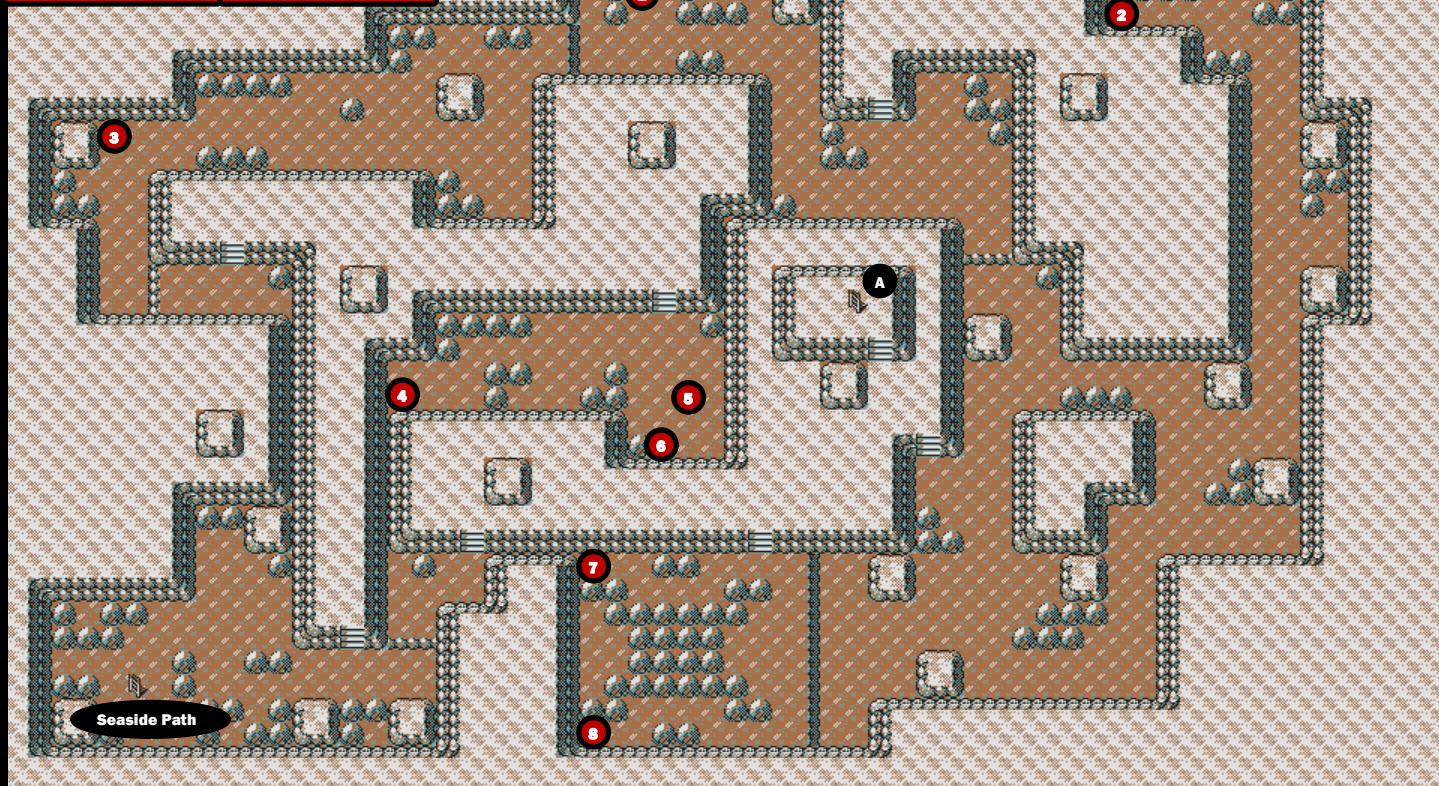
### A Meet Mewtwo

Mewtwo awaits at the back of the lab, where he has sat for years since experiments were performed on him. He's at level 50, so he's the toughest Legendary you've encountered so far.

# Q-2

## Joule Cave

1 — Max Revive	2 — Nugget	3 — Hyper Potion
4 — Thunder Tail	5 — Max Repel (hidden)	6 — Max Potion
7 — Escape Rope	8 — Iron	



Joule Cave	Percentage
Graveler	30%
Magneton	30%
Electrode	20%
Golbat	15%
Electabuzz	5%

### A Zapdos awaits

If you have the Tri-Wing with you, Zapdos will wait in the deepest chamber of Joule Cave. He'll be at level 40 and will be ready for your challenge.






# Q-3

## Charred Summit

- 1 — Ether
- 2 — Max Revive
- 3 — Hyper Potion (hidden)

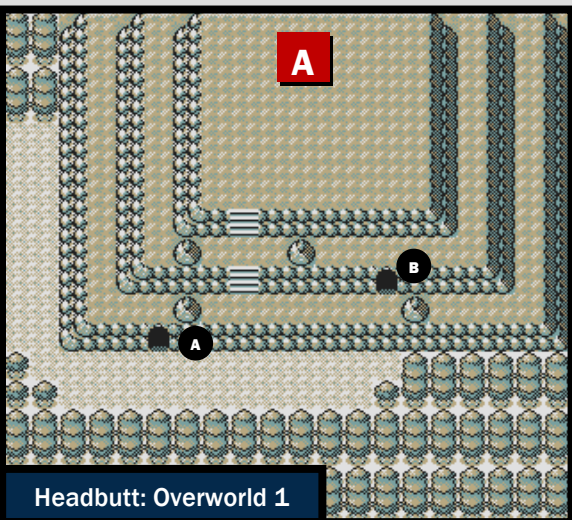


Charred Summit	Percentage
Weezing	30%
Graveler	30%
Rhyhorn	20%
Phanpy	10%
Donphan	5%
Magmar	5%



1F

Meridian Path

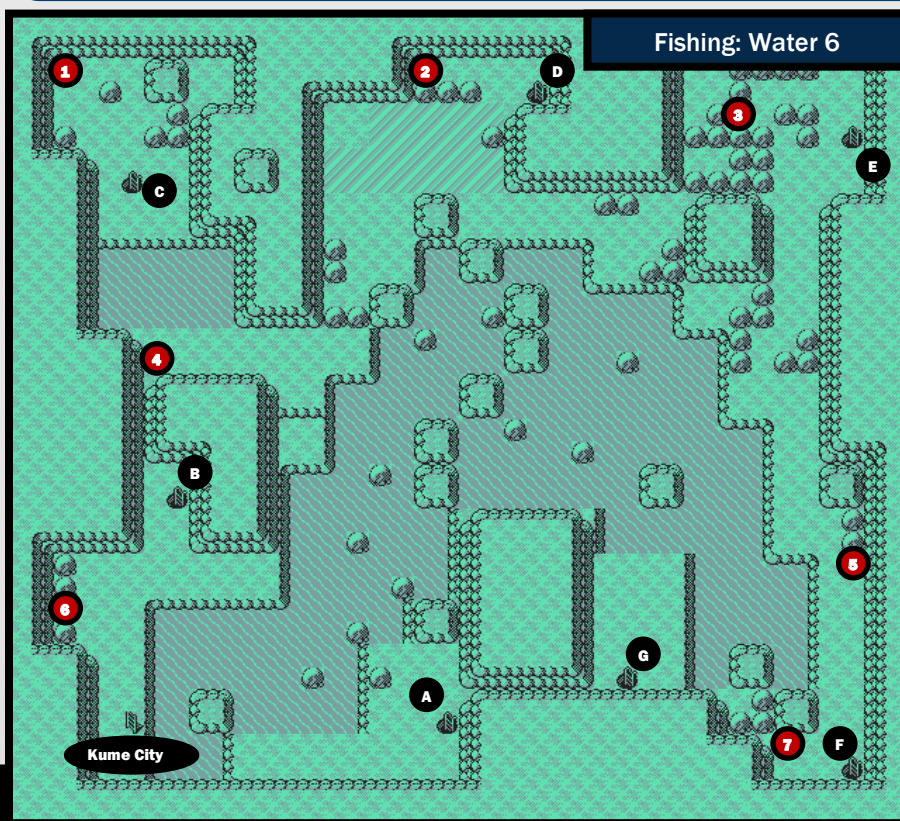


### A Moltres on the summit

Very similar situation here as with Joule Cave - as long as you have the Tri-Wing, simply make your way to where Moltres roosts and you will have the opportunity to engage it in battle.

# Q-4

# Iced Cavern



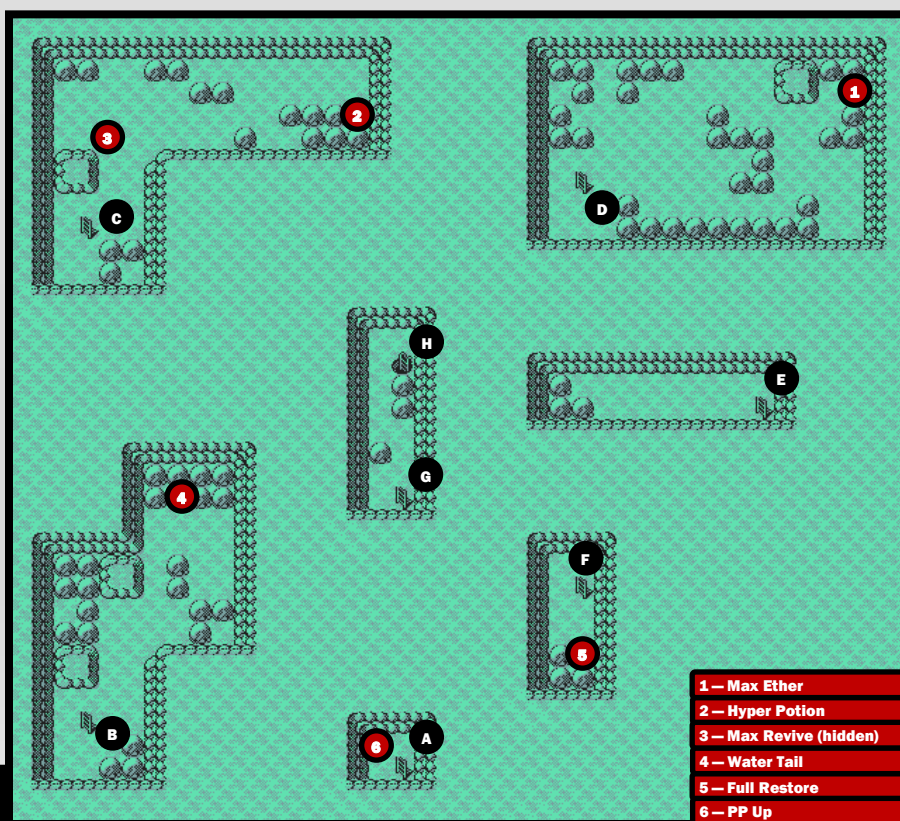
- 1 — Elixer      2 — Dragon Scale      3 — Escape Rope      4 — Full Restore (hidden)
- 5 — Max Potion      6 — TM 40 Defense Curl      7 — Rare Candy

Iced Cavern	Percentage
Golbat	30%
Dewgong	30%
Slowpoke	30%
Jynx	5%
Quagsire	5%

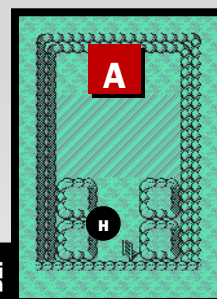
Iced Cavern	Percentage
Slowpoke	90%
Seel	10%

## A Articuno on the ice

One final Legendary Bird to encounter - be sure to have the Tri-Wing with you and Articuno will appear before you deep in the Iced Cavern.



- 1 — Max Ether
- 2 — Hyper Potion
- 3 — Max Revive (hidden)
- 4 — Water Tail
- 5 — Full Restore
- 6 — PP Up





## Section R — The Final Challenge

There are two things left to do in the game - encounter Mew on Tropical Island, and battle Blue on Rainbow Island. The first one is easy, the second one, not so much.

### R-1

## Forked Strait

#### A The final trainers

Apart from Blue, these are the final trainers that can be encountered and battled, as the general population is not allowed to pass the checkpoint ahead. They're pretty tough, so be ready!

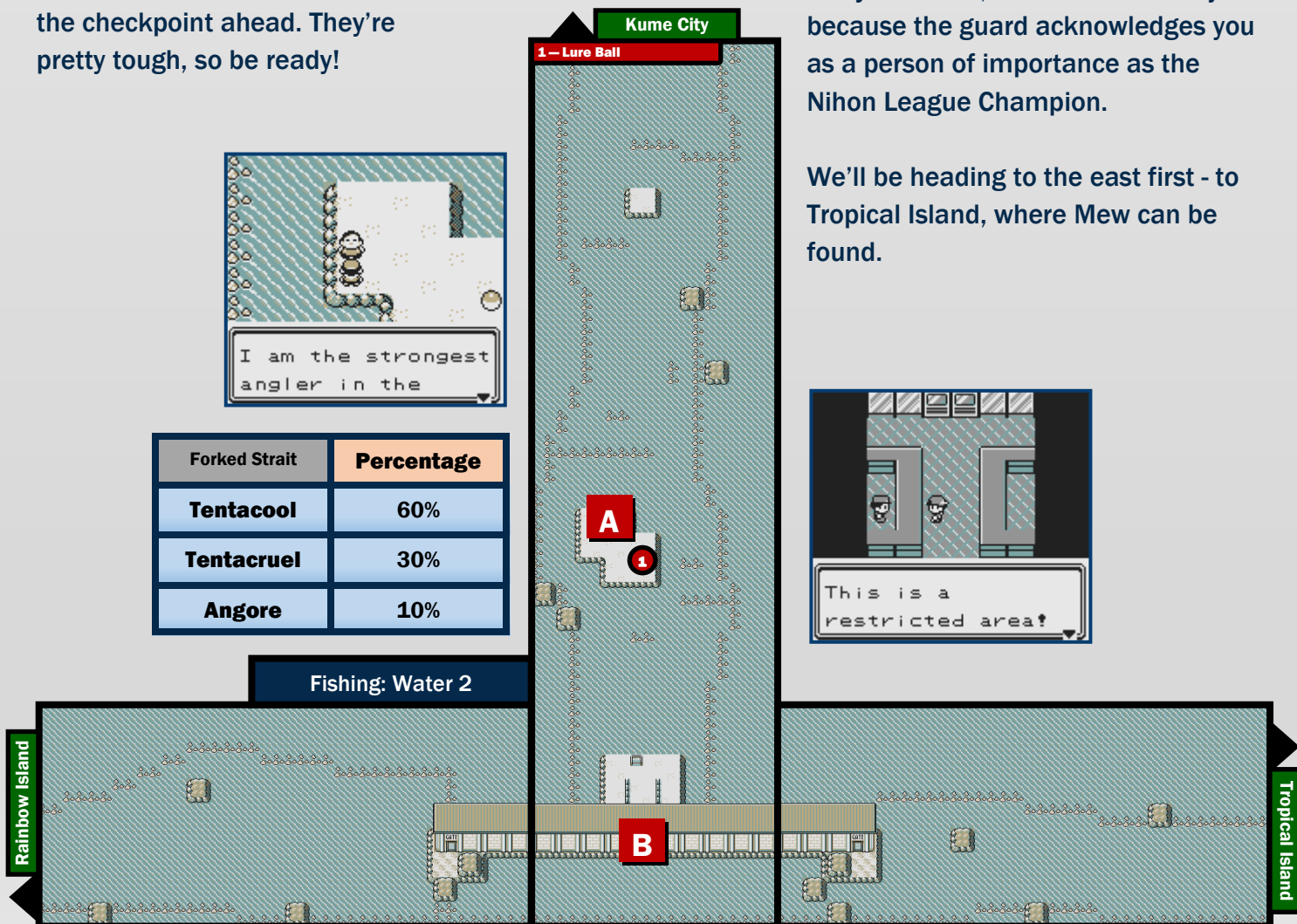


Forked Strait	Percentage
Tentacool	60%
Tentacruel	30%
Angore	10%

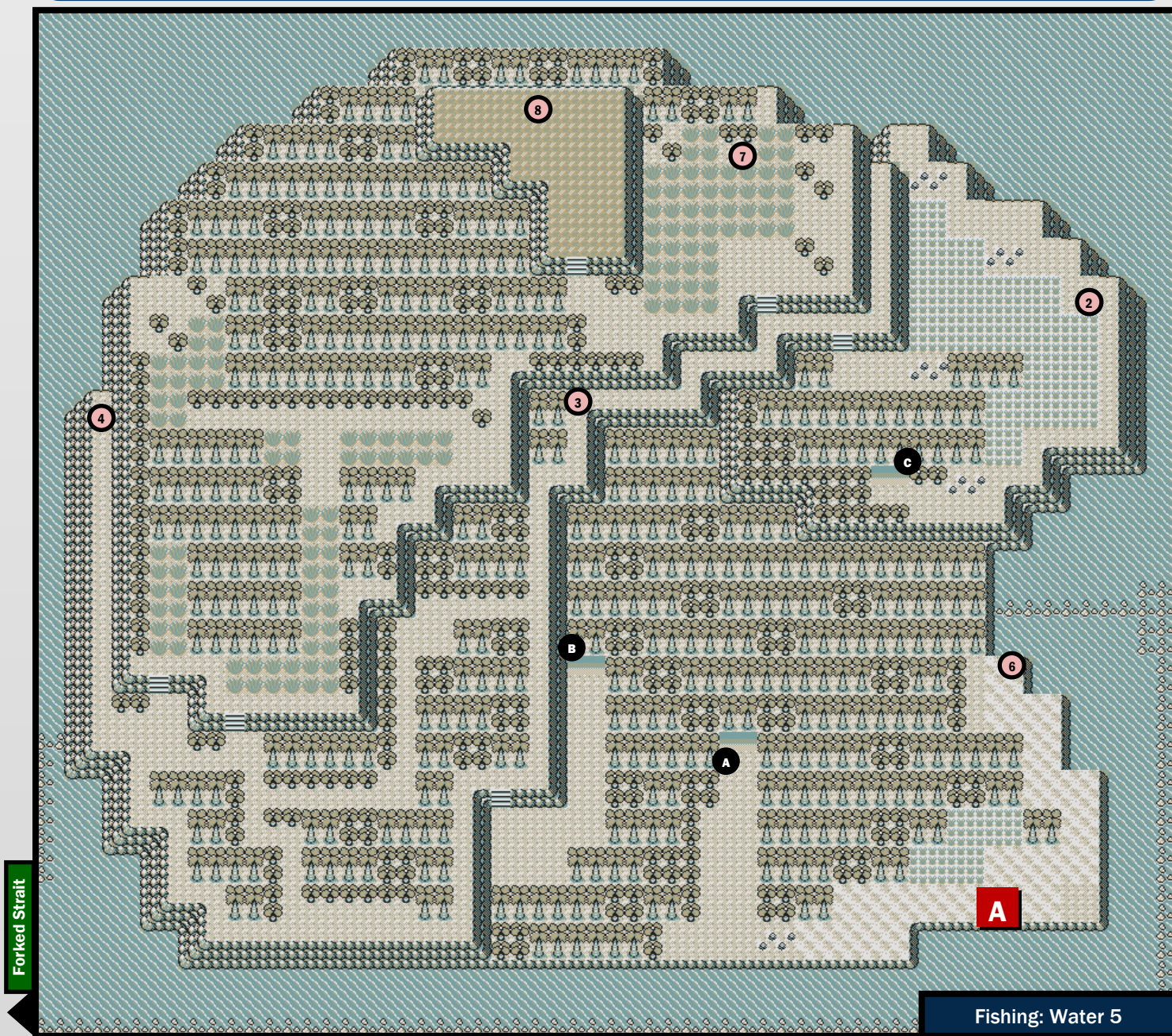
#### B Pass the checkpoint

You'll only be able to pass through this checkpoint to the Southern Islands if you've restored the waterfall in Iejima Town, and even then only because the guard acknowledges you as a person of importance as the Nihon League Champion.

We'll be heading to the east first - to Tropical Island, where Mew can be found.









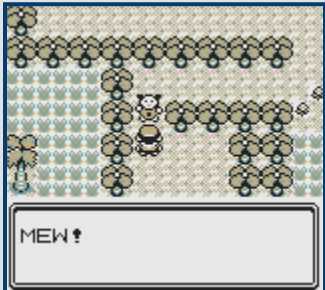
## A Slowking guides you to Mew

The Slowking standing here on the shore will give you hints as to the location of Mew. However, Mew will constantly move around the Island each time you find it, so if you need assistance, Slowking will guide you in the general direction. Alternately, follow this guide, as the numbered pink circles will show the order of the locations that Mew appears in. Once you've reached the 8th encounter, a battle will begin! See the next page for the first location, inside the jungle on the island.





Tropical Island	Percentage
Marill	60%
Tentacruel	30%
Slowbro	10%



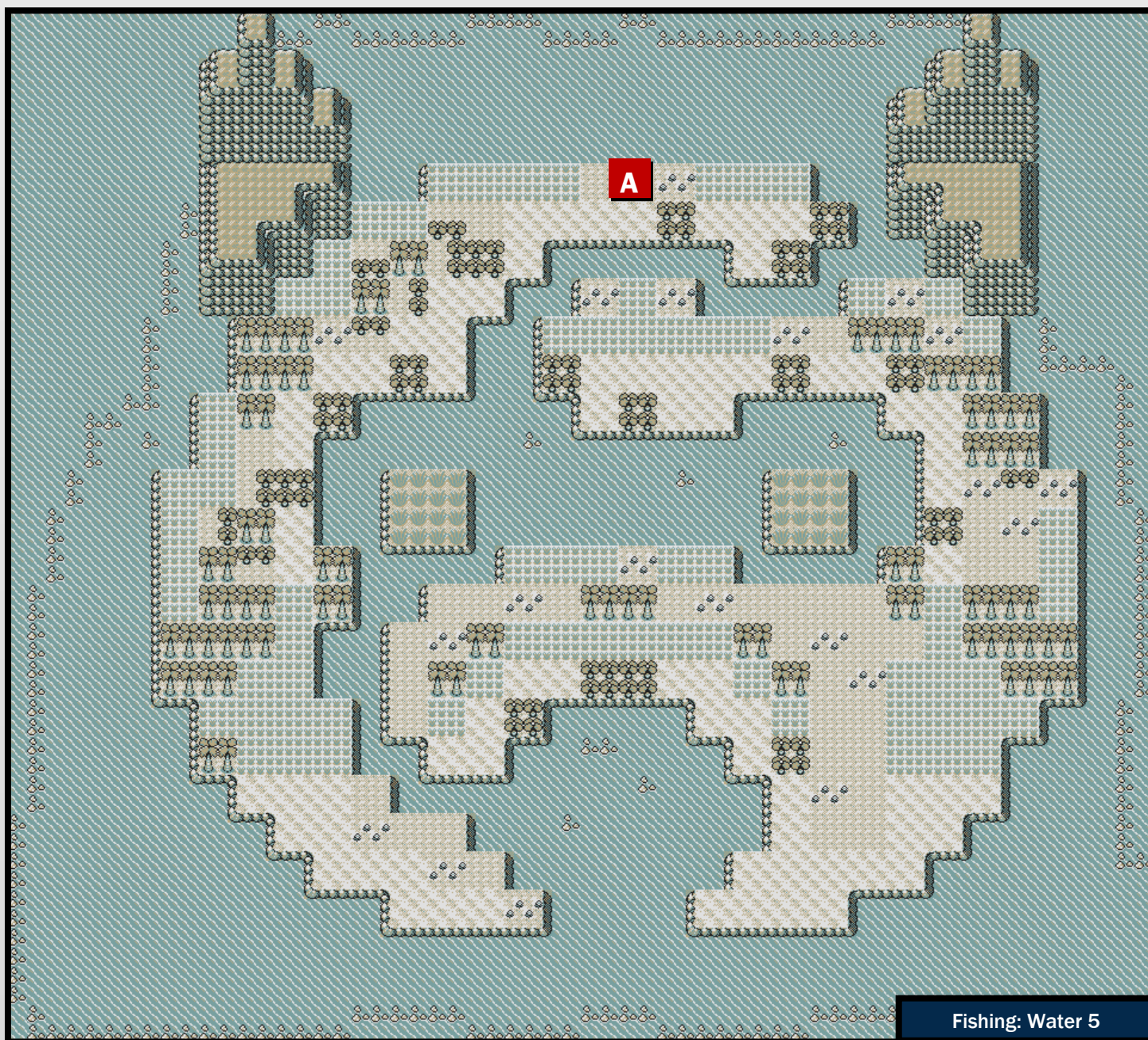
Tropical Island Outside	Morning	Day	Night
Slowpoke	30%	30%	30%
Weepinbell	35%	35%	0%
Psyduck	20%	20%	0%
Exeggcute	15%	15%	15%
Poliwhirl	0%	0%	35%
Golduck	0%	0%	20%

Tropical Island Jungle	Morning	Day	Night
Weepinbell	30%	30%	0%
Butterfree	30%	30%	0%
Lickitung	25%	25%	25%
Primeape	10%	10%	10%
Parasect	5%	5%	5%
Gloom	0%	0%	30%
Venomoth	0%	0%	30%



# R-3

# Rainbow Island



Rainbow Island	Percentage
<b>Goldeen</b>	60%
<b>Slowpoke</b>	30%
<b>Slowbro</b>	10%



## A The Final Challenge

Blue is the ultimate Trainer, having previously been Champion and still tirelessly raising his Pokémon afterwards. He will not be easy to defeat, with his whole team consisting of powerful Pokémon well above level 70. When you feel like your team is ready, talk to him here on Rainbow Island, and the final battle of the game will begin!

Blue Oak	
Pokémon	Level
Umbreon	Lv. 75
Gyarados	Lv. 77
Tricues	Lv. 74
Arcanine	Lv. 77
Machamp	Lv. 75
Exeggutor	Lv. 77



Rainbow Island	Morning	Day	Night
Butterfree	30%	30%	0%
Ledian	30%	30%	0%
Jigglypuff	20%	20%	20%
Pikachu	10%	10%	0%
Exeggcute	5%	5%	5%
Dodrio	5%	0%	0%
Pidgeot	0%	5%	0%
Gloom	0%	0%	30%
Raticate	0%	0%	30%
Meowth	0%	0%	10%
Onix	0%	0%	5%

### ***That's all there is!***

And with this, the credits will roll once more. That's everything there is to see and do in the game! You are now the ultimate trainer! All that remains is completing the Pokédex if you so desire. Use the following pages as a reference to see where all items can be located and where all Pokémon can be found, in case you missed anything or want to look for something specific.

# Appendices

Looking to find some specific information about a move? Or perhaps where to obtain that one item you just haven't found? Maybe you need to figure out what level a Pokémon evolves at, or if it even evolves at all.


All of that information and much more can be found here, in various indexes. The following tables and charts should contain anything you might be wanting to learn about any of the more fine details in the game.

# S-1

## Misc. Information

### Four ways to play!

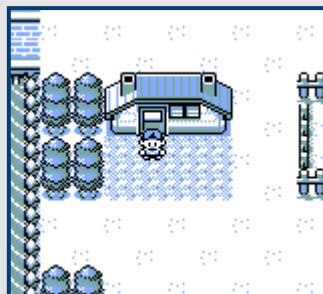
This game is compatible with all three systems - the original Game Boy, the Super Game Boy, and the Game Boy Color! In addition - the Game Boy Color is able to display colors similar to those of the Super Game Boy, as well as its own unique color palettes. These options can be toggled between in the second page of the OPTION menu, only while playing on Game Boy Color.



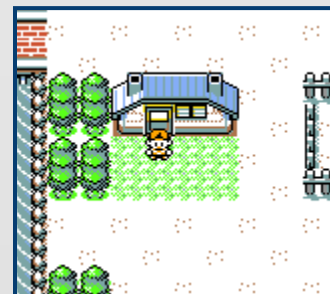
Original Game Boy



Super Game Boy



Game Boy Color (SGB mode)



Game Boy Color (GBC mode)

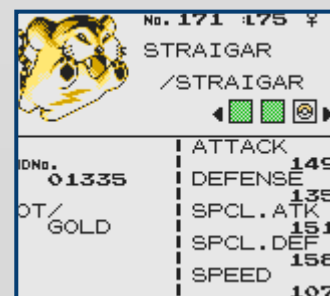
### New ways to evolve Pokémon

Certain Pokémon evolve via new methods - happiness being the main one. Several Pokémon, both new and old, have new baby forms that can be obtained by breeding the Pokémon and hatching an Egg. Many (but not all) of these new baby Pokémon evolve via happiness. Happiness can be increased by several methods. Keeping the Pokémon in your party and using it in battle increases happiness, as well as treating it to certain luxuries such as haircuts in the Westport Dept Store basement. Happiness can be checked by a woman in Westport City who will evaluate how happy a Pokémon is. Once it reaches its maximum happiness, upon leveling up it will evolve.



### The new Special Attack and Special Defense stats

What had previously been a single stat that determined both the damage given and taken via special attacks has now been split up into two stats. Certain types of attacks qualify as physical and certain types qualify as special. See the chart on page 172 to see how the different types are divided up. Now with the new special attack and special defense stats, Pokémon can have unique values for both their offensive and defensive abilities, similar to the standard attack and defense stats.



### The morning/day/night and week cycle

The game keeps track of both the hourly time and the day of the week. This can be important for obtaining certain Pokémon that only come out during certain times of the day, as well as completing certain events that only happen on certain days of the week. You can always check your Poké Gear to see what the current time is. Keep a look out for events that only occur at certain times. For convenience, the time can be reset by pressing Down + Select + B on the title screen.



ITEM	DESCRIPTION	PICKUP LOCATIONS	WILD	SPECIAL	MARTS	VALUE
Amulet Coin	Doubles monetary earnings. (HOLD)	Team Rocket Ship Base		In Impostor Oak's house, only if Ship Base pickup was missed		100
Antidote	Cures poisoned POKÉMON.	Jade Forest, Route 105, Westport Underground (hidden)		Purchased by Mom	Pagota City, Birdon Town, Westport Dept Store, Alloy City, Teknos City, Sanskrit Town, Sunpoint City, Frostpoint Town, Kanto Dept Store, Koban Island	100
Apple	A self-restore item. (50HP, HOLD)	Daito Ranch (tree)				2000
Awakening	Awakens sleeping POKÉMON.	Jade Forest (hidden)			Pagota City, Westport Dept Store, Alloy City, Teknos City, Sanskrit Town, Sunpoint City, Frostpoint Town, Amami Town, Kikai Village, Kanto Dept Store, Koban Island	250
Battle Pass	A pass for the KANTO BATTLE CLUB.			Given by bouncer at Kanto Battle Club		0
Berry	A self-restore item. (10HP, HOLD)	Route 101 (tree), Route 108 (tree)	Bellsprout, Magikarp	Participation Award for Bug-Catching contest, held by starter at beginning of game		10
Berry Juice	Restores POKÉMON HP by 20.		Oddish	Given by Geoffrey at Daito Ranch		100
Berserk Gene	Boosts ATTACK but causes confusion.	Isen Lab	Mewtwo			200
Bicycle	A collapsible bike for fast movement.	Bike Shop in Westport Underground				0
Big Mushroom	A rare mushroom. Sell high.		Parasect			5000
Big Pearl	A big, beautiful pearl. Sell high.		Disturban		Bargain Shop (Goldenrod Underground)	7500
Bitter Berry	A self-cure for confusion. (HOLD)	Route 106 (tree), Route 102 (tree), Nanjo Forest (tree), Daito Ranch (hidden)	Gyarados	Held by Warfurs traded by boy in Teknos City		10

ITEM	DESCRIPTION	PICKUP LOCATIONS	WILD	SPECIAL	MARTS	VALUE
Blackbelt	Boosts fighting-type moves. (HOLD)			Given by Wesley of Wednesday on Route 119		100
Blackglasses	Powers up dark-type moves. (HOLD)			Given by Okera after defeating Team Rocket		100
Blk Apricorn	A black APRICORN.	Silent Hills (tree)				200
Blu Apricorn	A blue APRICORN.	Silent Hills (tree)				200
Brick Piece	A rare chunk of brick.		Machop			50
Brightpowder	Lowers the foe's accuracy. (HOLD)	Joule Cave Zapdos Room (hidden)	Articuno, Zapdos, Moltres			10
Burn Heal	Heals burned POKÉMON.	Magma Shaft 1F (hidden)			Westport Dept Store, Teknos City, Sanskrit Town, Sunpoint City, Frostpoint Town, Amami Town, Kikai Village, Kanto Dept Store	250
Burnt Berry	A self-cure for freezing. (HOLD)	Nanjo Forest (tree), Stand City (tree)	Growlithe, Magmar			10
Calcium	Ups SPECIAL stats of one POKÉMON.	Urasoe Trail			Kanto Dept Store, Westport Dept Store	9800
Calm Seed	Prevents confuse. (HOLD)	Urasoe Park	Hoppip			2000
Carbos	Raises SPEED of one POKÉMON.	Magma Shaft B2F (hidden), Route 117, Whirl Island B1F			Kanto Dept Store, Westport Dept Store	9800
Charcoal	Powers up fire-type moves. (HOLD)	Magma Shaft B2F	Houndour			9800
Cleanse Tag	Helps repel wild POKÉMON. (HOLD)	Seaside Path				200
Coin Case	Holds up to 9,999 game coins.			Given by man in Sanskrit Town		0

ITEM	DESCRIPTION	PICKUP LOCATIONS	WILD	SPECIAL	MARTS	VALUE
Confuse Claw	Prevents confuse. (HOLD)		Sandshrew	Given by man in Ampare Cavern 1F		2000
Covenant Orb	Evolves certain kinds of POKÉMON.	Boulder Mine B4F, Isen Lab, Slowpoke Well B2F, Whirl Island B2F		Kanto Game Corner (2500 Coins)		2100
Detect Orb	Boosts EVASION once. (HOLD)	Whirl Island B1F			Westport Dept Store, Kanto Dept Store, Sunpoint City	500
Dire Hit	Ups critical hit ratio. (1 BTL)	Ampare Cavern B1F, Route 117			Westport Dept Store, Kume City, Kanto Dept Store	650
Dome Fossil	A mysterious POKÉMON fossil.	Boulder Mine B4F				0
Dragon Fang	Powers up dragon-type moves. (HOLD)	Dragon's Maw				100
Dragon Orb	A mystical ORB kept in the cave.			Given by trainer in Dragon's Maw		0
Dragon Scale	A rare dragon-type item.	Iced Cavern 1F	Dratini, Horsea			2100
Earthen Clay	Prevents paralysis. (HOLD)	Motobu Path	Diglett, Dugtrio			2000
Elixer	Restores PP of all moves by 10.	Ampare Cavern B1F (hidden), Boulder Mine B2F, Boulder Mine B5F, Endon Cave 2F, Iced Cavern 1F, Route 117, Urasoe Trail (hidden)		Prize for showing man in Kanto Region a large Magikarp		3000
Energy Root	Restores POKÉMON HP by 200. Bitter.				Medicine Shop (Westport Underground)	800
Energy Wall	Boosts SP. DEFENSE once. (HOLD)	Team Rocket Base B2F, Weathered Trail (hidden)			Sunpoint City, Westport Dept Store, Kanto Dept Store	500
Energypowder	Restores POKÉMON HP by 50. Bitter.				Medicine Shop (Westport Underground)	500
Escape Rope	Use for escaping from caves, etc.	5 Floor Tower 4F, Iced Cavern 1F, Joule Cave 1F, Whirl Island B1F		Purchased by Mom	Crown City, Pagota City, Birdon Town, Westport Dept Store, Teknos City, Blue Forest, Amami Town, Kikai Village, Kanto Dept Store, Ryukyu City	550



ITEM	DESCRIPTION	PICKUP LOCATIONS	WILD	SPECIAL	MARTS	VALUE
Ether	Restores PP of one move by 10.	Charred Summit Cave, Endon Cave 2F, Jade Forest, Jade Forest (hidden), Route 114 (hidden), Silent Hills (hidden)		Given by man in Kanto Region if you show him a large Magikarp		1200
Everstone	Stops evolution. (HOLD)		Geodude	2nd Place prize for Bug-Catching Contest, Given by Earl in Pagota City after showing him a Luxwan		200
Exp.Share	Shares battle EXP. points. (HOLD)			Given by Earl in Pagota City after showing him a Dratini		3000
Fast Ball	A BALL for catching fast POKÉMON.			Made by Kurt from Wht Apricorn		150
Fire Stone	Evolves certain kinds of POKÉMON.	Kikai Caldera 1F		Ryukyu Restaurant Game Corner (800 Coins)	Kanto Dept Store	2100
Fire Tail	Prevents freeze. (HOLD)	Kikai Village	Ponyta, Vulpix			2000
Focus Band	May prevent fainting. (HOLD)	Alloy City Fighting Dojo				200
Focus Orb	Boosts ACCURACY once. (HOLD)	Kikai Caldera 2F			Ryukyu City, Westport Dept Store, Kanto Dept Store	500
Fresh Water	Restores POKÉMON HP by 50.			Kanto Dept Store Vending Machine, Westport Dept Store Vending Machine		200
Friend Ball	A BALL that makes POKÉMON friendly.			Made by Kurt from Grn Apricorn		10
Fuel Line	A new fuel line for the S.S.AQUA.			Given by man in Kume City		0
Full Heal	Eliminates all status problems.	Ampare Cavern B1F, Birdon Town (hidden), Jade Forest (hidden), Magma Shaft B2F, Mt Fuji Interior Lower (hidden), Nanjo Forest, National Park (hidden), Route 117 (hidden), Team Rocket Base B1F			Crown City, Westport Dept Store, Blue Forest, Sanskrit Town, Kume City, Kanto Dept Store, Stand City, Kanto Region, Ryukyu City, Mt Fuji	600
Full Restore	Fully restores HP & status.	Crown Path (hidden), Iced Cavern 1F (hidden), Iced Cavern B1F, Nanjo Forest, Route 117 (hidden), Mt. Fuji Interior, Whirl Island B1F, Whirl Island B1F (hidden)			Mt. Fuji	3000
Gold Berry	A self-restore item. (30HP, HOLD)	Daito Ranch (hidden)	Aipom	3rd Place prize for Bug-Catching Contest, Held by Wigglytuff traded by woman in Ryukyu City, Held by Grenmar traded by girl in Westport Dept Store		10

ITEM	DESCRIPTION	PICKUP LOCATIONS	WILD	SPECIAL	MARTS	VALUE
Gold Leaf	A strange, gold colored leaf.		Mankey			1000
Good Rod	A good ROD for catching POKÉMON.			Given by man in Alloy City		0
Great Ball	A BALL with a decent success rate.	Boulder Mine 1F, Route 106, Route 112, Route 112 (hidden)		Purchased by Mom	Crown City, Westport Dept Store, Alloy City, Blue Forest, Sanskrit Town, Sunpoint City, Kume City, Frostpoint Town, Kanto Dept Store, Kanto Region, Stand City, Ryukyu City, Koban Island	600
Grn Apricorn	A green APRICORN.	Jade Forest (tree)				200
Guard Spec.	Prevents stat reduction. (1 BTL)	Team Rocket Base Office			Kanto Dept Store, Westport Dept Store	700
Hard Stone	Powers up rock-type moves. (HOLD)			Given by Arthur of Thursday on Route 102		100
Heal Powder	Cures all status problems. Bitter.				Medicine Shop (Westport Underground)	450
Heart Stone	Evolves certain kinds of POKÉMON.	Boulder Mine B2F, Tatsugo Path (hidden)		1st Place prize for Bug-Catching Contest, Boardwalk Game Corner (800 Coins)		2100
Heavy Ball	A BALL for catching heavy POKÉMON.			Made by Kurt from Blk Apricorn		150
Helix Fossil	A mysterious POKÉMON fossil.	Mt Fuji Interior Upper				0
HP Up	Raises the HP of one POKÉMON.	Mt Fuji Interior Lower, Route 118, Deepwater Passage East Cavern			Kanto Dept Store, Westport Dept Store	9800
Hyper Potion	Restores POKÉMON HP by 200.	Ampare Cavern B1F, Boulder Mine B5F, Charred Summit Cave, Iced Cavern B1F, Joule Cave 1F, Magma Shaft B1F, Meridian Path (hidden), Pagoda City (hidden), Route 110 (hidden), Team Rocket Base Office, Teknos City (hidden)		Purchased by Mom	Crown City, Alloy City, Amami Town, Kanto Dept Store, Stand City, Ryukyu City, Mt Fuji, Koban Island	1200
Ice Berry	A self-heal for a burn. (HOLD)	Route 112 (tree), Route 117 (tree), Kume City (tree)	Jynx			10
Ice Heal	Defrosts frozen POKÉMON.	Team Rocket Base B2F			Westport Dept Store, Alloy City, Blue Forest, Frostpoint Town, Kanto Dept Store, Koban Island	250

ITEM	DESCRIPTION	PICKUP LOCATIONS	WILD	SPECIAL	MARTS	VALUE
Iron	Raises DEFENSE of one POKÉMON.	Amami Port (hidden), Boulder Mine B3F. Joule Cave 1F, Magma Shaft B1F			Kanto Dept Store, Westport Dept Store	9800
Itemfinder	Checks for unseen items in the area.			Given by grandpa in Teknos City after rescuing granddaughter		0
King's Rock	May make the foe flinch. (HOLD)		Slowpoke	Kanto Game Corner (2500 Coins), Given by man in Slowpoke Well		100
Leaf Stone	Evolves certain kinds of POKÉMON.				Kanto Dept Store	2100
Leftovers	Restores HP during battle. (HOLD)		Snorlax	Given by man in Kanto Game Corner Office		200
Lemonade	Restores POKÉMON HP by 80.			Kanto Dept Store Vending Machine, Westport Dept Store Vending Machine		350
Level Ball	A BALL for lowerlevel POKÉMON.			Made by Kurt from Red Apricorn		150
Light Ball	An odd, electrical orb. (HOLD)		Pikachu			100
Long Tongue	Raises POKÉMON catch rate. (HOLD)	Isen Lab				500
Long Vine	Raises POKÉMON catch rate. (HOLD)			Given by old man in Iejima Town after restoring waterfall		500
Love Ball	For catching the opposite gender.			Made by Kurt from Pnk Apricorn		150
Lucky Egg	Earns extra EXP. points. (HOLD)		Exeggcute	Given by boy in Nanjo Forest		200
Lucky Punch	Ups critical hit ratio of CHANSEY.		Chansey			10
Lure Ball	A BALL for POKÉMON hooked by a ROD.	Forked Strait		Made by Kurt from Blu Apricorn, Given by Kurt after climbing 5 Floor Tower		150



ITEM	DESCRIPTION	PICKUP LOCATIONS	WILD	SPECIAL	MARTS	VALUE
Magnet	Boosts electric-type moves. (HOLD)			Given by Sunny of Sunday in Silent Hills		100
Master Ball	The best BALL. It never misses.			Given by Oak after defeating Gym 8 (Red), 1st Place prize for Lucky Number show		0
Max Elixer	Fully restores the PP of one POKÉMON.	Dragon's Maw, Dragon's Maw (hidden), Weathered Trail (hidden), Whirl Island B2F				4500
Max Ether	Fully restores PP of one move.	Deepwater Passage East Cavern, Iced Cavern B1F, Route 111 (hidden), Route 117 (hidden), Sunpoint City (hidden), Weathered Trail (hidden)				2000
Max Potion	Fully restores POKÉMON HP.	Dragons Maw (hidden), Iced Cavern 1F, Joule Cave 1F, Magma Shaft B1F (hidden), Magma Shaft B2F, Mt Fuji Interior Lower, Route 116, Ryukyu Hotel (hidden)			Kanto Dept Store, Ryukyu City, Mt Fuji	2500
Max Repel	Repels weak POKÉMON for 250 steps.	Joule Cave 1F			Crown City, Blue Forest, Frost-point Town, Kanto Dept Store, Stand City, Kanto Region, Mt Fuji	700
Max Revive	Fully restores a fainted POKÉMON.	Charred Summit Cave, Deepwater Passage East Cavern, Endon Cave 1F (hidden), Iced Cavern B1F (hidden), Joule Cave 1F, Mt Fuji Interior Lower, Nanjo Forest, Whirl Island B2F				4000
Metal Coat	Powers up steel-type moves. (HOLD)		Magnemite	Kanto Game Corner (2500 Coins), Given by ship captain of S.S. Aqua after repairing ship		100
Metal Powder	Raises DEFENSE of DITTO. (HOLD)		Ditto			10
Mint Berry	A self-awakening for sleep. (HOLD)	Route 109 (tree), Kume City (tree)				10
Miracle Seed	Powers up grass-type moves. (HOLD)	Urasoe Park				100
Miracleberry	Cures all status problems. (HOLD)	Daito Ranch (hidden), Route 118 (tree)	Mew			10
Moomoo Milk	Restores POKÉMON HP by 100.		Miltank	Birdon Milk Bar, Daito Ranch		500
Moon Ball	A BALL for MOON STONE evolvers.			Made by Kurt from Ylw Apricorn		150

ITEM	DESCRIPTION	PICKUP LOCATIONS	WILD	SPECIAL	MARTS	VALUE
Moon Stone	Evolves certain kinds of POKÉMON.	Boulder Mine B1F	Clefairy	Boardwalk Game Corner (800 Coins), Purchased by Mom		2100
Mysteryberry	A self-restore for PP. (HOLD)	Route 103 (tree), Weathered Trail (tree), Daito Ranch (hidden), Isen Lab, Kanto Restaurant (hidden)	Mr. Mime	Held by Xatu traded by man in Kume City		10
Mystic Water	Powers up water-type moves. (HOLD)	Whirl Island 1F				100
Nevermeltice	Powers up ice-type moves. (HOLD)	Deepwater Passage B1F				100
Nugget	Made of pure gold. Sell high.	Great East Strait, Hydro Plant (hidden), Isen Lab, Joule Cave, Mt Fuji Interior Upper, Route 109 (hidden), Route 113, Team Rocket Base Office, Urasoe Trail, Whirl Island B1F, Endon Cave Ruins Connection	Grimer	Given by man in Endon Cave	Bargain Shop (Goldenrod Underground)	10000
Old Amber	A mysterious POKÉMON fossil.			Given by farmer in Daito Ranch		0
Old Rod	Use by water to fish for POKÉMON.			Given by man in Teknos City		0
Park Ball	The Bug-Catching Contest BALL.			Given to use only during Bug-catching contest		0
Parlyz Heal	Heals paralyzed POKÉMON.	5 Floor Tower 1F, National Park, Westport Underground (hidden)			Pagota City, Birdon Town, Westport Dept Store, Alloy City, Teknos City, Sanskrit Town, Sunpoint City, Frostpoint Town, Amami Town, Kikai Village, Kanto Dept Store, Koban Island	200
Pearl	A beautiful pearl. Sell low.		Shellder		Bargain Shop (Goldenrod Underground)	1400
Pink Bow	Powers up normal-type moves. (HOLD)			Given by Tuscany of Tuesday on Route 104		100
Pnk Apricorn	A pink APRICORN.	Jade Forest (tree)				200
Poison Barb	Powers up poison-type moves. (HOLD)		Beedrill	Given by Frieda of Friday on Route 112		100
Poison Stone	Evolves certain kinds of POKÉMON.	Whirl Island B2F		Boardwalk Game Corner (800 Coins)		2100

ITEM	DESCRIPTION	PICKUP LOCATIONS	WILD	SPECIAL	MARTS	VALUE
Poké Ball	An item for catching POKÉMON.			Purchased by Mom, Given by Daisy	Pagota City, Birdon Town, Westport Dept Store, Teknos City, Kanto Dept Store	200
Poké Doll	Use to escape from a wild POKÉMON.				Westport Dept Store	1000
Polkadot Bow	Powers up normal-type moves. (HOLD)		Jigglypuff			100
Potion	Restores POKÉMON HP by 20.	Boulder Mine 1F, Route 101, Silent Hills		Given by Daisy	Pagota City, Birdon Town, Westport Dept Store, Teknos City, Frostpoint Town, Kanto Dept Store	300
Power Wings	Boosts SPEED once. (HOLD)	Jade Forest (hidden)			Birdon Town, Alloy City, Blue Forest, Westport Dept Store, Kanto Dept Store	500
PP Up	Raises max PP of a selected move.	Boulder Mine B3F, Deepwater Passage B2F, Iced Cavern B1F, Mt Fuji Interior Upper (hidden), Pagota City, Tatsugo Path (hidden)		3rd Place prize for Lucky Number Show		9800
Pretty Tail	Prevents poison. (HOLD)	Jade Forest	Eevee			2000
Protein	Raises ATTACK of one POKÉMON.	Deepwater Passage B2F, Kikai Caldera 1F, Meridian Path, Team Rocket Base B2F, Westport Port (hidden)			Kanto Dept Store, Westport Dept Store	9800
Przcureberry	A self-cure for paralysis. (HOLD)	Route 113 (tree), Route 120 (tree), Birdon Town (tree)		Held by Voltorb traded by boy in Alloy City		10
Psn cureberry	A self-cure for poison. (HOLD)	Route 104 (tree), Route 116 (tree)		Given by Geoff on Route 104		10
Quick Claw	Raises 1st strike ratio. (HOLD)		Sneasel	Given by woman in National Park		100
Rare Candy	Raises level of a POKÉMON by one.	Deepwater Passage East Cavern, Frostpoint Town (hidden), Pagota City, Route 113 (hidden), Route 115, Weathered Trail (hidden), Whirl Island B1F (hidden), Iced Cavern B1F				4800
Red Apricorn	A red APRICORN.	Silent Hills (tree)				200
Repel	Repels weak POKÉMON for 100 steps.	Route 112		Purchased by Mom	Birdon Town, Westport Dept Store, Teknos City	350



ITEM	DESCRIPTION	PICKUP LOCATIONS	WILD	SPECIAL	MARTS	VALUE
Revival Herb	Revives fainted POKÉMON. Bitter.				Medicine Shop (Westport Underground)	2800
Revive	Restores a fainted POKÉMON to 1/2 HP.	Ampare Cavern 1F, Dragon's Maw (hidden), Jade Forest, Route 117 (hidden), Sunpoint City (hidden), Team Rocket Base Office (hidden)			Crown City, Westport Dept Store, Teknos City, Blue Forest, Sanskrit Town, Amami Town, Kanto Dept Store, Stand City, Kanto Region, Mt Fuji	1500
Room Pass	A pass for the RYU-KYU HOTEL.			Purchased from clerk at hotel after repairing S.S. Aqua		10000
S.S.Ticket	A ticket for the S.S.AQUA.			Given by Oak after defeating the Nihon League		0
Sacred Ash	Fully revives all fainted POKÉMON.		Ho-Oh			200
Scope Lens	Raises critical hit ratio. (HOLD)			Given by old lady in Crown City		200
Sharp Beak	Powers up flying-type moves. (HOLD)		Dodrio, Fearow	Given by Monica of Monday on Route 110		100
Sharp Horns	Boosts ATTACK once. (HOLD)	Boulder Mine 1F			Birdon Town, Ryukyu City, Westport Dept Store, Kanto Dept Store	500
Ship Key	Opens doors.			Given by Rocket Grunt in Sanskrit Town		0
Silver Leaf	A strange, silver-colored leaf.		Dellibird, Krabby			1000
Silverpowder	Powers up bug-type moves. (HOLD)		Butterfree			100
Skateboard	A board to ride in many locations.			Given by boy in Sunpoint City after obtaining Bicycle		0
Smoke Ball	Escape from wild POKÉMON. (HOLD)	Team Rocket Ship Base, Magma Shaft B1F		Held by Kangas-khan traded by old man in Blue Forest		200
Snakeskin	Prevents poison. (HOLD)	Team Rocket Base B2F	Ekans, Arbok			2000

ITEM	DESCRIPTION	PICKUP LOCATIONS	WILD	SPECIAL	MARTS	VALUE
Soda Pop	Restores POKÉMON HP by 60.			Kanto Dept Store Vending Machine, Westport Dept Store Vending Machine		300
Soft Sand	Powers up ground-type moves. (HOLD)	Route 119				100
Spell Tag	Powers up ghost-type moves. (HOLD)		Stromen	Given by Santos of Saturday in Blue Forest		100
Star Piece	A hunk of red gem. Sell very high.	Kikai Strait			Bargain Shop (Goldenrod Underground)	9800
Stardust	Pretty, red sand. Sell high.		Staryu		Bargain Shop (Goldenrod Underground)	2000
Steel Shell	Boosts DEFENSE once. (HOLD)	Boulder Mine B2F (hidden), Endon Cave 1F			Birdon Town, Alloy City, Westport Dept Store, Kanto Dept Store	500
Stick	Ups critical hit ratio of LUXWAN.		Farfetch'd			200
Stimulus Orb	Prevents sleep. (HOLD)	Pagota City	Hoothoot, Voltorb			2000
Super Potion	Restores POKÉMON HP by 50.	Boulder Mine B3F (hidden), Endon Cave 1F, Route 105 (hidden), Route 106, Route 112 (hidden), Route 113 (hidden), Route 116, Westport Underground (hidden)		Purchased by Mom	Crown City, Birdon Town, Westport Dept Store, Alloy City, Teknos City, Blue Forest, Sanskrit Town, Sunpoint City, Kume City, Frostpoint Town, Amami Town, Kanto Dept Store, Stand City, Kanto Region, Koban Island	700
Super Repel	Repels weak POKÉMON for 200 steps.	Route 120			Crown City, Birdon town, Alloy City, Blue Forest, Sanskrit Town, Sunpoint City, Kume City, Kanto Dept Store, Koban Island	500
Super Rod	The best ROD for catching POKÉMON.			Given by man in Amami Town		0
Thick Club	A bone of some sort. Sell low.		Cubone			500
Thunder Tail	Prevents paralysis. (HOLD)	Joule Cave 1F	Flaaffy, Tyker, Mareep			2000
Thunderstone	Evolves certain kinds of POKÉMON.			Ryukyu Restaurant Game Corner (800 Coins)	Kanto Dept Store	2100

ITEM	DESCRIPTION	PICKUP LOCATIONS	WILD	SPECIAL	MARTS	VALUE
Tinymushroom	An ordinary mushroom. Sell low.		Paras			500
Tri-Wing	A blue, red, and yellow wing.			Given by boy in Iejima Town after restoring waterfall		0
Twistedspoon	Powers up psychic-type moves. (HOLD)		Kadabra			100
Ultra Ball	A BALL with a high rate of success.	Endon Cave 1F, Nanjo Forest, Route 118 (hidden), Tatsugo Path, Team Rocket Base B2F, Whirl Island B1F (hidden)			Crown City, Kume City, Amami Town, Kikai Village, Kanto Region, Kanto Dept Store, Stand City, Ryukyu City, Mt. Fuji	1200
Up-Grade	A mysterious box made by SILPH CO.			Given by man in Silph Co building in Kanto		2100
Water Stone	Evolves certain kinds of POKÉMON.			Ryukyu Restaurant Game Corner (800 Coins)	Kanto Dept Store	2100
Water Tail	Prevents burn. (HOLD)	Iced Cavern B1F	Goldeen, Mantine, Seel			2000
Wht Apricorn	A white APRICORN.	Pagota City (tree)				200
Wisdom Orb	Boosts SP. ATTACK once. (HOLD)		Drowzee		Westport Dept Store, Kanto Dept Store, Sunpoint City	500
X Accuracy	Raises accuracy. (1 BTL)	5 Floor Tower 2F, Boulder Mine B2F (hidden)			Kanto Dept Store, Westport Dept Store	950
X Attack	Raises ATTACK. (1 BTL)				Pagota City, Westport Dept Store, Alloy City, Blue Forest, Kume City, Kanto Dept Store, Ryukyu City	500
X Defend	Raises DEFENSE. (1 BTL)	Boulder Mine B1F			Pagota City, Westport Dept Store, Alloy City, Blue Forest, Kume City, Kanto Dept Store, Ryukyu City	550
X Special	Raises SPECIAL stats. (1 BTL)	Crown Path (hidden)			Westport Dept Store, Kanto Dept Store	350
X Speed	Raises SPEED. (1 BTL)				Pagota City, Westport Dept Store, Kanto Dept Store	350



ITEM	DESCRIPTION	PICKUP LOCATIONS	WILD	SPECIAL	MARTS	VALUE
Ylw Apricorn	A yellow APRI-CORN.	Jade Forest (tree)				200

**S-3**

# TM/HM Index

NAME	MOVE	PICKUP LOCATIONS	WILD	SPECIAL	MARTS	VALUE
TM01	DynamicPunch	Endon Cave 1F				3000
TM02	Headbutt			Given by boy in Jade Forest	Westport Dept Store (only after getting TM from Jade Forest)	2000
TM03	Curse			Given by man on roof of Kanto Mansion (night only)		3000
TM04	Rollout	Route 103				2000
TM05	Roar	Route 119				1000
TM06	Toxic	Mt Fuji Interior Upper				3000
TM07	Zap Cannon	Ampare Cavern B1F				2000
TM08	Flash				Westport Dept Store	1000
TM09	Psych Up	Team Rocket Base B1F	Abra			1000
TM10	Hidden Power				Kanto Dept Store	3000

NAME	MOVE	PICKUP LOCATIONS	WILD	SPECIAL	MARTS	VALUE
TM11	Sunny Day				Kanto Dept Store	2000
TM12	Sweet Scent			Given by guard in Route113-114 Gate		1000
TM13	Snore	Ampare Cavern 1F				1000
TM14	Blizzard				Westport Dept Store	3000
TM15	Hyper Beam				Kanto Dept Store	3000
TM16	Icy Wind			Given by Pryce after defeating Gym		3000
TM17	Protect				Kanto Dept Store	3000
TM18	Rain Dance				Kanto Dept Store	2000
TM19	Giga Drain	Boulder Mine B4F				3000
TM20	Endure	Route 104				3000
TM21	Frustration			Given by lady in Westport Dept Store on Sundays		1000
TM22	SolarBeam	Route 115				3000
TM23	Iron Tail			Given by Jasmine after defeating Gym		3000
TM24	DragonBreath	Dragon's Maw				3000

NAME	MOVE	PICKUP LOCATIONS	WILD	SPECIAL	MARTS	VALUE
TM25	Thunder				Westport Dept Store	2000
TM26	Earthquake	Mt Fuji Interior Lower				3000
TM27	Return			Given by lady in Westport Dept Store on Sundays		1000
TM28	Dig	National Park				2000
TM29	Psychic				Kanto Dept Store	2000
TM30	Shadow Ball			Given by Enoki after defeating Gym		3000
TM31	Mud-Slap			Given by Falkner after defeating Gym		3000
TM32	Double Team				Kanto Dept Store	2000
TM33	Ice Punch				Westport Dept Store	3000
TM34	Swagger	Deepwater Passage East Cavern				1000
TM35	Sleep Talk			Given by guard in Sanskrit-Boardwalk Gate		1000
TM36	Sludge Bomb	Whirl Island B2F				1000
TM37	Sandstorm			Given by girl in house on Route 110	Kanto Dept Store	2000
TM38	Fire Blast				Westport Dept Store	2000



NAME	MOVE	PICKUP LOCATIONS	WILD	SPECIAL	MARTS	VALUE
TM39	Swift	Boulder Mine B1F				2000
TM40	Defense Curl	Iced Cavern 1F			Westport Dept Store	1000
TM41	ThunderPunch				Westport Dept Store	3000
TM42	Dream Eater			Given by girl in Crown City Trainer House		3000
TM43	Detect	Kanto Region	Nidoran F, Nidoran M			1000
TM44	Rest	Magma Shaft 1F				3000
TM45	Attract			Given by Whitney after defeating Gym		3000
TM46	Thief			Given by Okera after defeating Gym		3000
TM47	Steel Wing	Boulder Mine B2F				3000
TM48	Fire Punch				Westport Dept Store	3000
TM49	Fury Cutter			Given by Bugsy after defeating Gym		3000
TM50	Nightmare			Given by old lady in house in Blue Forest		2000

NAME	MOVE	LOCATION
HM01	Cut	Given by Bill in Pagota City
HM02	Fly	Given by sailor in Alloy Café
HM03	Surf	Given by old man in Birdon Town after defeating Team Rocket in the Slowpoke Well
HM04	Strength	Pickup in Boulder Mine B4F
HM05	Rock Smash	Given by director of Radio Tower after defeating Team Rocket
HM06	Whirlpool	Given by Pryce's wife in Frostpoint Town after defeating Pryce
HM07	Waterfall	Found under rubble on Route 115 after talking to man near Silent Town

MOVE	DESCRIPTION	POWER	TYPE	ACCURACY	PP	EFFECT CHANCE (%)	TM/HM
Absorb	Steals 1/2 of the damage inflicted.	20	GRASS	100	20	N/A	N/A
Acid	An attack that may lower DEFENSE.	40	POISON	100	30	10	N/A
Acid Armor	Sharply raises the user's DEFENSE.	0	POISON	100	40	100	N/A
Aeroblast	Has a high critical hit ratio.	100	FLYING	95	5	N/A	N/A
Agility	Sharply increases the user's SPEED.	0	PSYCHIC	100	30	100	N/A
Amnesia	Sharply raises the user's SPCL.DEF.	0	PSYCHIC	100	20	100	N/A
Ancientpower	An attack that may raise all stats.	60	ROCK	100	5	10	N/A
Attract	Makes the opposite gender infatuated.	0	NORMAL	100	15	100	TM45
Aurora Beam	An attack that may lower ATTACK.	65	ICE	100	20	10	N/A
Barrage	Throws orbs to hit 2-5 times.	15	NORMAL	85	20	N/A	N/A
Barrier	Sharply increases user's DEFENSE.	0	PSYCHIC	100	30	100	N/A
Baton Pass	Switches while keeping effects.	0	NORMAL	100	40	N/A	N/A
Beat Up	Party POKÉMON join in the attack.	10	DARK	100	10	N/A	N/A
Belly Drum	Reduces own HP to maximize ATTACK.	0	NORMAL	100	10	N/A	N/A
Bide	Waits 2-3 turns & hits back double.	0	NORMAL	100	10	N/A	N/A
Bind	Binds the target for 2-5 turns.	15	NORMAL	75	20	N/A	N/A
Bite	An attack that may cause flinching.	60	DARK	100	25	30	N/A



MOVE	DESCRIPTION	POWER	TYPE	ACCURACY	PP	EFFECT CHANCE (%)	TM/HM
Blizzard	An attack that may freeze the foe.	120	ICE	70	5	10	TM14
Body Slam	An attack that may cause paralysis.	85	NORMAL	100	15	30	N/A
Bone Club	An attack that may cause flinching.	65	GROUND	85	20	10	N/A
Bone Rush	An attack that hits 2-5 times.	25	GROUND	80	10	N/A	N/A
Bonemerang	An attack that strikes twice.	50	GROUND	90	10	N/A	N/A
Bubble	An attack that may reduce SPEED.	20	WATER	100	30	10	N/A
Bubblebeam	An attack that may lower SPEED.	65	WATER	100	20	10	N/A
Charm	Sharply lowers the foe's ATTACK.	0	NORMAL	100	20	100	N/A
Clamp	Traps the foe for 2-5 turns.	35	WATER	75	10	N/A	N/A
Coin Hurl	Stronger the more ¥ the owner has.	40	NORMAL	80	20	N/A	N/A
Comet Punch	Repeatedly punches 2-5 times.	18	NORMAL	85	15	N/A	N/A
Confuse Ray	A move that causes confusion.	0	GHOST	100	10	100	N/A
Confusion	An attack that may cause confusion.	50	PSYCHIC	100	25	10	N/A
Constrict	An attack that may lower SPEED.	10	NORMAL	100	35	10	N/A
Conversion	Change user's type to a move's type.	0	NORMAL	100	30	N/A	N/A
Conversion2	The user's type is made resistant.	0	NORMAL	100	30	N/A	N/A
Cotton Spore	Sharply reduces the foe's SPEED.	0	GRASS	85	40	100	N/A
Counter	Returns a physical blow double.	N/A	FIGHTING	100	20	N/A	N/A
Crabhammer	Has a high critical hit ratio.	90	WATER	85	10	N/A	N/A
Cross Chop	Has a high critical hit ratio.	100	FIGHTING	80	5	N/A	N/A

MOVE	DESCRIPTION	POWER	TYPE	ACCURACY	PP	EFFECT CHANCE (%)	TM/HM
Cross Cutter	Has a high critical hit ratio.	50	BUG	100	25	N/A	N/A
Crunch	An attack that may lower SPCL.DEF.	80	DARK	100	15	20	N/A
Curse	Works differently for ghost-types.	0	CURSE	100	10	N/A	TM03
Cut	Cuts using claws, scythes, etc.	50	NORMAL	95	30	N/A	HM01
Defense Curl	Heightens the user's DEFENSE.	0	NORMAL	100	40	100	TM40
Destiny Bond	The foe faints if the user does.	0	GHOST	100	5	N/A	N/A
Detect	Evades attack that turn. It may fail.	0	FIGHTING	100	5	N/A	TM43
Dig	1st turn: Burrow 2nd turn: Attack	60	GROUND	100	10	N/A	TM28
Disable	Disables the foe's most recent move.	0	NORMAL	55	20	100	N/A
Dizzy Punch	An attack that may cause confusion.	70	NORMAL	100	10	20	N/A
Double Edge	A tackle that also hurts the user.	120	NORMAL	100	15	N/A	N/A
Double Kick	A double kicking attack.	30	FIGHTING	100	30	N/A	N/A
Double Team	Heightens evasiveness.	0	NORMAL	100	15	100	TM32
Doubleslap	Repeatedly slaps 2-5 times.	15	NORMAL	85	10	N/A	N/A
Dragon Rage	Always inflicts 40HP damage.	40	DRAGON	100	10	N/A	N/A
Dragonbreath	A strong breath attack.	60	DRAGON	100	20	30	TM24
Dream Eater	Steals HP from a sleeping victim.	100	PSYCHIC	100	15	N/A	TM42
Drill Peck	A strong, spinning-peck attack.	80	FLYING	100	20	N/A	N/A
Dynamicpunch	An attack that always confuses.	100	FIGHTING	50	5	100	TM01
Earthquake	Tough but useless vs. flying foes.	100	GROUND	100	10	N/A	TM26

MOVE	DESCRIPTION	POWER	TYPE	ACCURACY	PP	EFFECT CHANCE (%)	TM/HM
Egg Bomb	Eggs are hurled at the foe.	100	NORMAL	75	10	N/A	N/A
Ember	An attack that may inflict a burn.	40	FIRE	100	25	10	N/A
Encore	Makes the foe repeat 2-6 times.	0	NORMAL	100	5	100	N/A
Endure	Always leaves at least 1HP.	0	NORMAL	100	10	N/A	TM20
Explosion	Very powerful but makes user faint.	250	NORMAL	100	5	N/A	N/A
Extremespeed	A powerful firststrike move.	80	NORMAL	100	5	N/A	N/A
Faint Attack	An attack that never misses.	60	DARK	100	20	N/A	N/A
False Swipe	Leaves the foe with at least 1HP.	40	NORMAL	100	40	N/A	N/A
Fire Blast	An attack that may cause a burn.	120	FIRE	85	5	10	TM38
Fire Punch	A fiery punch. May cause a burn.	75	FIRE	100	15	10	TM48
Fire Spin	Traps foe in fire for 2-5 turns.	15	FIRE	70	15	N/A	N/A
Fissure	A ground-type, one-hit KO attack.	N/A	GROUND	30	5	N/A	N/A
Flail	Stronger if the user's HP is low.	N/A	NORMAL	100	15	N/A	N/A
Flame Wheel	An attack that may cause a burn.	60	FIRE	100	25	10	N/A
Flamethrower	An attack that may inflict a burn.	95	FIRE	100	15	10	N/A
Flash	Blinds the foe to reduce accuracy.	0	NORMAL	70	20	100	TM08
Fly	1st turn: Fly 2nd turn: Attack	70	FLYING	95	15	N/A	HM02
Focus Energy	Raises the critical hit ratio.	0	NORMAL	100	30	N/A	N/A
Foresight	Negates accuracy reduction moves.	0	NORMAL	100	40	N/A	N/A
Frustration	An attack based on lack of loyalty.	N/A	NORMAL	100	20	N/A	TM21

MOVE	DESCRIPTION	POWER	TYPE	ACCURACY	PP	EFFECT CHANCE (%)	TM/HM
Fury Attack	Jabs the target 2-5 times.	15	NORMAL	85	20	N/A	N/A
Fury Cutter	Successive hits raise power.	10	BUG	95	20	N/A	TM49
Fury Swipes	Quickly scratches 2-5 times.	18	NORMAL	80	15	N/A	N/A
Future Sight	An attack that hits on 3rd turn.	80	PSYCHIC	90	15	N/A	N/A
Giga Drain	Steals 1/2 of the damage inflicted.	60	GRASS	100	5	N/A	TM19
Glare	A move that may cause paralysis.	0	NORMAL	75	30	100	N/A
Growl	Reduces the foe's ATTACK.	0	NORMAL	100	40	100	N/A
Growth	Raises the SPCL. ATK rating.	0	NORMAL	100	40	100	N/A
Guillotine	A one-hit KO, pincer attack.	N/A	NORMAL	30	5	N/A	N/A
Gust	Whips up a strong gust of wind.	40	FLYING	100	35	N/A	N/A
Harden	Raises the user's DEFENSE.	0	NORMAL	100	30	100	N/A
Haze	Eliminates all stat changes.	0	ICE	100	30	100	N/A
Headbutt	An attack that may make foe flinch.	70	NORMAL	100	15	30	TM02
Heal Bell	Eliminates all status problems.	0	NORMAL	100	5	N/A	N/A
Hi Jump Kick	May miss and hurt the user.	85	FIGHTING	90	20	N/A	N/A
Hidden Power	The power varies with the POKÉMON.	N/A	NORMAL	100	15	N/A	TM10
Horn Attack	An attack using a horn to jab.	65	NORMAL	100	25	N/A	N/A
Horn Drill	A one-hit KO, drill attack.	N/A	NORMAL	30	5	N/A	N/A
Hydro Pump	A powerful watertype attack.	120	WATER	80	5	N/A	N/A
Hyper Beam	1st turn: Attack 2nd turn: Rest	150	NORMAL	90	5	N/A	TM15



MOVE	DESCRIPTION	POWER	TYPE	ACCURACY	PP	EFFECT CHANCE (%)	TM/HM
Hyper Fang	An attack that may cause flinching.	80	NORMAL	90	15	10	N/A
Hypnosis	May put the foe to sleep.	0	PSYCHIC	60	20	100	N/A
Ice Beam	An attack that may freeze the foe.	95	ICE	100	10	10	N/A
Ice Punch	An icy punch. May cause freezing.	75	ICE	100	15	10	TM33
Icy Wind	An icy attack that lowers SPEED.	55	ICE	95	15	100	TM16
Iron Tail	An attack that may reduce DEFENSE.	100	STEEL	75	15	30	TM23
Jump Kick	May miss, damaging the user.	70	FIGHTING	95	25	N/A	N/A
Karate Chop	Has a high critical hit ratio.	50	FIGHTING	100	25	N/A	N/A
Kinesis	Reduces the foe's accuracy.	0	PSYCHIC	80	15	100	N/A
Leech Life	Steals 1/2 of the damage inflicted.	20	BUG	100	15	N/A	N/A
Leech Seed	Steals HP from the foe on every turn.	0	GRASS	90	10	N/A	N/A
Leer	Reduces the foe's DEFENSE.	0	NORMAL	100	30	100	N/A
Lick	An attack that may cause paralysis.	20	GHOST	100	30	30	N/A
Light Screen	Ups SPCL.DEF with a wall of light.	0	PSYCHIC	100	30	100	N/A
Lock On	Ensures the next attack will hit.	0	NORMAL	100	5	N/A	N/A
Lovely Kiss	May cause the foe to fall asleep.	0	NORMAL	75	10	100	N/A
Low Kick	An attack that may cause flinching.	50	FIGHTING	90	20	30	N/A
Mach Punch	A fast punch that lands first.	40	FIGHTING	100	30	N/A	N/A
Magnitude	A ground attack with random power.	N/A	GROUND	100	30	N/A	N/A
Mean Look	Prevents fleeing or switching.	0	NORMAL	100	5	N/A	N/A

MOVE	DESCRIPTION	POWER	TYPE	ACCURACY	PP	EFFECT CHANGE (%)	TM/HM
Meditate	Raises the user's AT-TACK.	0	PSYCHIC	100	40	100	N/A
Mega Drain	Steals 1/2 of the dam-age inflicted.	40	GRASS	100	10	N/A	N/A
Mega Kick	A powerful kicking attack.	120	NORMAL	75	5	N/A	N/A
Mega Punch	A powerful punch thrown very hard.	80	NORMAL	85	20	N/A	N/A
Megahorn	A powerful charge attack.	120	BUG	85	10	N/A	N/A
Megaphone	A loud noise that low-ers SPCL.ATK.	0	NORMAL	100	40	100	N/A
Metal Claw	An attack that may up user's ATTACK.	50	STEEL	95	35	10	N/A
Metronome	Randomly uses any POKÉMON move.	0	NORMAL	100	10	N/A	N/A
Milk Drink	Restores HP by 1/2 the max HP.	0	NORMAL	100	10	N/A	N/A
Mimic	Copies a move used by the foe.	0	NORMAL	100	10	N/A	N/A
Mind Reader	Ensures the next at-tack will hit.	0	NORMAL	100	5	N/A	N/A
Minimize	Heightens evasive-ness.	0	NORMAL	100	20	100	N/A
Mirror Coat	Counters a SPCL. ATK. move double.	N/A	PSYCHIC	100	20	N/A	N/A
Mirror Move	Counters with the same move.	0	FLYING	100	20	N/A	N/A
Mist	Prevents stat reduc-tion.	0	ICE	100	30	100	N/A
Moonlight	Restores HP (varies by time).	0	NORMAL	100	5	100	N/A
Morning Sun	Restores HP (varies by time).	0	NORMAL	100	5	100	N/A
Mud Slap	Reduces the foe's ac-curacy.	20	GROUND	100	10	100	TM31
Night Shade	The user's level equals damage HP.	N/A	GHOST	100	15	N/A	N/A
Nightmare	A sleeper loses 1/4 HP every turn.	0	GHOST	100	15	N/A	TM50

MOVE	DESCRIPTION	POWER	TYPE	ACCURACY	PP	EFFECT CHANCE (%)	TM/HM
Octazooka	An attack that may reduce accuracy.	65	WATER	85	10	50	N/A
Outrage	Works 2-3 turns and confuses user.	90	DRAGON	100	15	N/A	N/A
Pain Split	Adds user & foe's HPs. Shares total.	0	NORMAL	100	20	N/A	N/A
Pay Day	Throws coins. Gets them back later.	40	NORMAL	100	20	N/A	N/A
Peck	Jabs the foe with a beak, etc.	35	FLYING	100	35	N/A	N/A
Perish Song	Both user and foe faint in 3 turns.	0	NORMAL	100	5	N/A	N/A
Petal Dance	Works 2-3 turns and confuses user.	70	GRASS	100	20	N/A	N/A
Pin Missile	Fires pins that strike 2-5 times.	14	BUG	85	20	N/A	N/A
Poison Gas	A move that may poison the foe.	0	POISON	55	40	100	N/A
Poison Sting	An attack that may poison the target.	15	POISON	100	35	30	N/A
Poisonpowder	A move that may poison the foe.	0	POISON	75	35	100	N/A
Pound	Pounds with forelegs or tail.	40	NORMAL	100	35	N/A	N/A
Powder Snow	An attack that may cause freezing.	40	ICE	100	25	10	N/A
Present	A bomb that may restore HP.	N/A	NORMAL	90	15	N/A	N/A
Protect	Foils attack that turn. It may fail.	0	NORMAL	100	10	N/A	TM17
Psybeam	An attack that may confuse the foe.	65	PSYCHIC	100	20	10	N/A
Psych Up	Copies the foe's stat changes.	0	NORMAL	100	10	N/A	TM09
Psychic	An attack that may lower SPCL.DEF.	90	PSYCHIC	100	10	10	TM29
Psywave	An attack with variable power.	N/A	PSYCHIC	80	15	N/A	N/A
Pursuit	Heavily strikes switching POKÉMON.	40	DARK	100	20	N/A	N/A

MOVE	DESCRIPTION	POWER	TYPE	ACCURACY	PP	EFFECT CHANGE (%)	TM/HM
Quick Attack	Lets the user get in the first hit.	40	NORMAL	100	30	N/A	N/A
Rage	Raises ATTACK if the user is hit.	20	NORMAL	100	20	N/A	N/A
Rain Dance	Boosts water-type moves for 5 turns.	0	WATER	90	5	N/A	TM18
Rapid Spin	A high-speed spinning attack.	20	NORMAL	100	40	N/A	N/A
Razor Leaf	Has a high critical hit ratio.	55	GRASS	95	25	N/A	N/A
Razor Wind	1st turn: Prepare 2nd turn: Attack	80	NORMAL	75	10	N/A	N/A
Recover	Restores HP by 1/2 the max HP.	0	NORMAL	100	20	N/A	N/A
Reflect	Raises DEFENSE with a barrier.	0	PSYCHIC	100	20	100	N/A
Rest	Sleep for 2 turns to fully recover.	0	PSYCHIC	100	10	N/A	TM44
Return	An attack that is based on loyalty.	N/A	NORMAL	100	20	N/A	TM27
Reversal	Stronger if the user's HP is low.	N/A	FIGHTING	100	15	N/A	N/A
Roar	Scares wild foes to end battle.	0	NORMAL	100	20	N/A	TM05
Rock Slide	An attack that may cause flinching.	75	ROCK	90	10	30	N/A
Rock Smash	An attack that may lower DEFENSE.	20	FIGHTING	100	15	50	HM05
Rock Throw	Drops rocks on the enemy.	50	ROCK	90	15	N/A	N/A
Rolling Kick	A fast, spinning kick.	60	FIGHTING	85	15	30	N/A
Rollout	Attacks 5 turns with rising power.	30	ROCK	90	20	N/A	TM04
Sacred Fire	An attack that may inflict a burn.	100	FIRE	95	5	50	N/A
Safeguard	Prevents all status problems.	0	NORMAL	100	25	100	N/A
Sand Attack	Reduces accuracy by throwing sand.	0	GROUND	100	15	100	N/A



MOVE	DESCRIPTION	POWER	TYPE	ACCURACY	PP	EFFECT CHANCE (%)	TM/HM
Sandstorm	Inflicts damage every turn.	0	ROCK	100	10	N/A	TM37
Scary Face	Sharply reduces the foe's SPEED.	0	NORMAL	90	10	100	N/A
Scratch	Scratches with sharp claws.	40	NORMAL	100	35	N/A	N/A
Screech	Sharply reduces the foe's DEFENSE.	0	NORMAL	85	40	100	N/A
Seismic Toss	The user's level equals damage HP.	N/A	FIGHTING	100	20	N/A	N/A
Selfdestruct	Powerful but makes the user faint.	200	NORMAL	100	5	N/A	N/A
Shadow Ball	An attack that may lower SPCL.DEF.	80	GHOST	100	15	20	TM30
Sharpen	A move that raises the user's ATTACK.	0	NORMAL	100	30	100	N/A
Sing	May cause the foe to fall asleep.	0	NORMAL	55	15	100	N/A
Sketch	Copies the foe's move permanently.	0	NORMAL	100	1	N/A	N/A
Skull Bash	1st turn: Prepare 2nd turn: Attack	100	NORMAL	100	15	N/A	N/A
Sky Attack	1st turn: Prepare 2nd turn: Attack	140	FLYING	90	5	N/A	N/A
Slam	Slams the foe with a tail, vine, etc.	80	NORMAL	75	20	N/A	N/A
Slash	Has a high critical hit ratio.	70	NORMAL	100	20	N/A	N/A
Sleep Powder	May cause the foe to fall asleep.	0	GRASS	75	15	100	N/A
Sleep Talk	Randomly attacks while asleep.	0	NORMAL	100	10	N/A	TM35
Sludge	An attack that may poison the foe.	65	POISON	100	20	30	N/A
Sludge Bomb	An attack that may poison the foe.	90	POISON	100	10	30	TM36
Smog	An attack that may poison the foe.	20	POISON	70	20	40	N/A
Smokescreen	Lowers the foe's accuracy.	0	NORMAL	100	20	100	N/A

MOVE	DESCRIPTION	POWER	TYPE	ACCURACY	PP	EFFECT CHANCE (%)	TM/HM
Snore	An attack useable only while asleep.	40	NORMAL	100	15	30	TM13
Softboiled	Restores HP by 1/2 the user's max HP.	0	NORMAL	100	10	N/A	N/A
Solarbeam	1st turn: Prepare 2nd turn: Attack	120	GRASS	100	10	N/A	TM22
Sonicboom	Always inflicts 20HP damage.	20	NORMAL	90	20	N/A	N/A
Spark	An attack that may cause paralysis.	65	ELECTRIC	100	20	30	N/A
Spider Web	Prevents fleeing or switching.	0	BUG	100	10	N/A	N/A
Spike Cannon	Fires spikes to hit 2-5 times.	20	NORMAL	100	15	N/A	N/A
Spikes	Hurts foes when they switch out.	0	GROUND	100	20	N/A	N/A
Spite	Cuts the PP of the foe's last move.	0	GHOST	100	10	N/A	N/A
Splash	Has no effect whatsoever.	0	NORMAL	100	40	N/A	N/A
Spore	A move that induces sleep.	0	GRASS	100	15	100	N/A
Steel Wing	Stiff wings strike the foe.	70	STEEL	90	25	10	TM47
Stomp	An attack that may cause flinching.	65	NORMAL	100	20	30	N/A
Strength	A powerful physical attack.	80	NORMAL	100	15	N/A	HM04
String Shot	A move that lowers the foe's SPEED.	0	BUG	95	40	100	N/A
Struggle	Used only if all PP are exhausted.	50	NORMAL	100	1	N/A	N/A
Stun Spore	A move that may paralyze the foe.	0	GRASS	75	30	100	N/A
Submission	An attack that also hurts the user.	80	FIGHTING	80	25	N/A	N/A
Substitute	Makes a decoy with 1/4 user's max HP.	0	NORMAL	100	10	N/A	N/A
Sunny Day	Boosts fire-type moves for 5 turns.	0	FIRE	90	5	N/A	TM11

MOVE	DESCRIPTION	POWER	TYPE	ACCURACY	PP	EFFECT CHANGE (%)	TM/HM
Super Fang	Cuts the foe's HP by 1/2.	N/A	NORMAL	90	10	N/A	N/A
Supersonic	Sound waves that cause confusion.	0	NORMAL	55	20	100	N/A
Surf	A strong watertype attack.	95	WATER	100	15	N/A	HM03
Swagger	Causes confusion and raises ATTACK.	0	NORMAL	90	15	100	TM34
Sweet Kiss	A move that causes confusion.	0	NORMAL	75	10	100	N/A
Sweet Scent	Reduces the foe's evasiveness.	0	NORMAL	100	20	100	TM12
Swift	An attack that never misses.	60	NORMAL	100	20	N/A	TM39
Swords Dance	A dance that increases ATTACK.	0	NORMAL	100	30	N/A	N/A
Synthesis	Restores HP (varies by time).	0	GRASS	100	5	100	N/A
Tackle	A full-body charge attack.	35	NORMAL	95	35	N/A	N/A
Tail Whip	Lowers the foe's DEFENSE.	0	NORMAL	100	30	100	N/A
Take Down	A tackle that also hurts the user.	90	NORMAL	85	20	N/A	N/A
Teleport	A move for fleeing from battle.	0	PSYCHIC	100	20	N/A	N/A
Thief	An attack that may steal a held item.	40	DARK	100	10	100	TM46
Thrash	Works 2-3 turns and confuses user.	90	NORMAL	100	20	N/A	N/A
Thunder	An attack that may cause paralysis.	120	ELECTRIC	70	10	30	TM25
Thunder Wave	A move that may cause paralysis.	0	ELECTRIC	100	20	100	N/A
Thunderbolt	An attack that may cause paralysis.	95	ELECTRIC	100	15	10	N/A
Thunderpunch	An electric punch. It may paralyze.	75	ELECTRIC	100	15	10	TM41
Thundershock	An attack that may cause paralysis.	40	ELECTRIC	100	30	10	N/A

MOVE	DESCRIPTION	POWER	TYPE	ACCURACY	PP	EFFECT CHANGE (%)	TM/HM
Toxic	A poison move with increasing damage.	0	POISON	85	10	100	TM06
Transform	The user assumes the foe's guise.	0	NORMAL	100	10	N/A	N/A
Tri Attack	Fires three kinds of beams at once.	80	NORMAL	100	10	20	N/A
Triple Kick	Hits three times with rising power.	10	FIGHTING	90	10	N/A	N/A
Twineedle	Jabs the foe twice using stingers.	25	BUG	100	20	20	N/A
Twister	Whips up a tornado to attack.	40	DRAGON	100	20	20	N/A
Vicegrip	Grips with powerful pincers.	55	NORMAL	100	30	N/A	N/A
Vine Whip	Whips the foe with slender vines.	35	GRASS	100	10	N/A	N/A
Vital Throw	A 2nd-strike move that never misses.	70	FIGHTING	100	10	N/A	N/A
Water Gun	Squirts water to attack.	40	WATER	100	25	N/A	N/A
Waterfall	An aquatic charge attack.	80	WATER	100	15	N/A	HM07
Whirlpool	Traps the foe for 2-5 turns.	15	WATER	70	15	N/A	HM06
Whirlwind	Blows away the foe & ends battle.	0	NORMAL	100	20	N/A	N/A
Wing Attack	Strikes the target with wings.	60	FLYING	100	35	N/A	N/A
Withdraw	Heightens the user's DEFENSE.	0	WATER	100	40	100	N/A
Wrap	Squeezes the foe for 2-5 turns.	15	NORMAL	85	20	N/A	N/A
Zap Cannon	An attack that always paralyzes.	100	ELECTRIC	50	5	100	TM07



# S-5

# Decoration Index

ITEM	LOCATION	COST
Big Lapras Doll	Kanto Game Corner	2500 coins
Big Onix Doll	Kanto Game Corner	2500 coins
Big Snorlax Doll	Purchased by Mom	22800 (from money saved)
Blue Carpet	Boardwalk Game Corner	1800 coins
Bulbasaur Doll	Westport Port Passage (Monday)	5000
Charmander Doll	Route 118-Sunpoint City Gate (Tuesday)	5000
Clefairy Doll	Purchased by Mom	4800 (from money saved)
Clefairy Poster	Kanto Game Corner	1800 coins
Diglett Doll	Route 118-Sunpoint City Gate (Tuesday)	5000
Feathery Bed	Already owned	N/A
Gengar Doll	Teknos Port Passage (Thursday)	5000
Geodude Doll	Amami Port Passage (Friday)	5000
Gold Trophy	Gift for beating Nihon League	N/A
Green Carpet	Boardwalk Game Corner	1800 coins
Grimer Doll	Teknos Port Passage (Thursday)	5000
Jigglypuff Doll	Westport Port Passage (Monday)	5000
Jigglypuff Poster	Kanto Game Corner	1800 coins
Jumboplant	Boardwalk Game Corner	1800 coins
Machop Doll	Ryukyu City-Urasoe Park Gate (Saturday)	5000
Magikarp Doll	Route 105-106 Gate (Wednesday)	5000
Magnaplant	Boardwalk Game Corner	1800 coins
N64	Already owned	N/A
NES	Kanto Game Corner	1800 coins
Oddish Doll	Route 105-106 Gate (Wednesday)	5000
Pikachu Bed	Boardwalk Game Corner	1800 coins
Pikachu Doll	Purchased by Mom	8000 (from money saved)
Pikachu Poster	Kanto Game Corner	1800 coins

ITEM	LOCATION	COST
Pink Bed	Boardwalk Game Corner	1800 coins
Poliwag Doll	Purchased by Mom	1800 (from money saved)
Poliwrath Doll	Westport Port Passage (Monday)	5000
Polkadot Bed	Boardwalk Game Corner	1800 coins
Red Carpet	Already owned	N/A
Shellder Doll	Teknos Port Passage (Thursday)	5000
Silver Trophy	Gift for beating Blue on Rainbow Island	N/A
SNES	Kanto Game Corner	1800 coins
Squirtle Doll	Route 105-106 Gate (Wednesday)	5000
Staryu Doll	Route 118-Sunpoint City Gate (Tuesday)	5000
Tentacool Doll	Ryukyu City-Urasoe Park Gate (Saturday)	5000
Town Map	Already owned	N/A
Tropicplant	Boardwalk Game Corner	1800 coins
Unown Doll	Gift from Sanskrit Lab for catching all Unown	N/A
Virtual Boy	Kanto Game Corner	1800 coins
Voltorb Doll	Amami Port Passage (Friday)	5000
Weedle Doll	Amami Port Passage (Friday)	5000
Yellow Carpet	Boardwalk Game Corner	1800 coins

## How does this work?

The way that encounters work for headbutting trees is unique compared to other ways to encounter Pokémon. For each map that contains the correct type of tree, they are assigned a headbutt “group”. This group determines what Pokémon can be found. Within each group, there are two types of trees - common and rare. About 90% of trees are common trees and about 10% of trees are rare trees, and their encounters do not overlap. For example, say you’re in a map that uses the “Town” group. Most trees will have Spearow, Ekans, and Aipom in them. And a few will have Spearow, Pinsir, and Aipom in them. So if you’re looking for a Pinsir, and the tree you’re checking has an Ekans in it, you’ll need to check another tree, as that particular tree will never have a Pinsir. Which trees are common and which are rare varies between save files, so there is no easy way to tell which tree will have what in your game.

POKEMON		PERCENTAGE		POKEMON		PERCENTAGE	
Forest							
Common				Rare			
Hoothoot	50			Hoothoot	60		
Natu	30			Caterpie	15		
Noctowl	10			Weedle	15		
Butterfree	5			Metapod	5		
Beedrill	5			Kakuna	5		
Overworld 1							
Common				Rare			
Hoothoot	50			Hoothoot	50		
Spinarak	15			Natu	30		
Ledyba	15			Exeggcute	20		
Exeggcute	20						
Overworld 2							
Common				Rare			
Hoothoot	65			Hoothoot	50		
Venonat	15			Natu	30		
Exeggcute	20			Exeggcute	20		

POKEMON		PERCENTAGE		POKEMON		PERCENTAGE	
Overworld 3							
Common				Rare			
Hoothoot	65			Hoothoot	50		
Ekans	15			Natu	30		
Exeggcute	20			Exeggcute	20		
Town							
Common				Rare			
Spearow	65			Spearow	50		
Ekans	15			Pinsir	30		
Aipom	20			Aipom	20		
Urban							
Common				Rare			
Spearow	80			Spearow	50		
Aipom	20			Scyther	30		
				Aipom	20		

HEADBUTT GROUP	MAPS IN THAT GROUP
Forest	Jade Forest, Nanjo Forest
Overworld 1	Meridian Path, Motobu Path, National Park, Route 101, Route 115, Route 117, Route 120, Silent Hills, Tatsugo Path, Urasoe Trail, Weathered Trail, Charred Summit
Overworld 2	Route 118, Route 119, Sanskrit Ruins Outside
Overworld 3	Route 106, Route 108, Route 109, Route 113, Seaside Path
Town	Daito Ranch, Iejima Town, Kikai Village, Nago Village, Sanskrit Town
Urban	Alloy City, Amami Town, Crown City, Kume City, Stand City, Teknos City



# S-7

# Fishing Index

## How does this work?

Unlike with regular encounters in the grass or by Surfing, encountering Pokémon by fishing is not determined on a location-by-location basis. Instead, there are 8 different “Fishgroups” that a map with water can belong to, and the group that it is a part of determines which Pokémon appear while fishing.

POKEMON	PERCENTAGE		POKEMON	PERCENTAGE		POKEMON	PERCENTAGE	
	MORN/DAY	NIGHT		MORN/DAY	NIGHT		MORN/DAY	NIGHT
Water 1								
Old			Good			Super		
Magikarp	85	85	Magikarp	35	35	Krabby	60	60
Krabby	15	15	Krabby	55	55	Kingler	10	10
			Molambino	10	0	Molambino	30	0
			Saryu	0	10	Saryu	0	30
Water 2								
Old			Good			Super		
Magikarp	85	85	Magikarp	35	35	Molambino	40	40
Tentacool	15	15	Tentacool	35	35	Shellder	30	30
			Molambino	20	20	Tentacruel	20	20
			Shellder	10	10	Angore	10	10
Water 3								
Old			Good			Super		
Magikarp	85	85	Magikarp	35	35	Goldeen	70	70
Goldeen	15	15	Goldeen	65	65	Magikarp	20	20
						Seaking	10	10
Water 4								
Old			Good			Super		
Magikarp	85	85	Magikarp	35	35	Poliwag	70	70
Poliwag	15	15	Poliwag	65	65	Magikarp	20	20
						Poliwhirl	10	10

POKEMON	PERCENTAGE		POKEMON	PERCENTAGE		POKEMON	PERCENTAGE	
	MORN/DAY	NIGHT		MORN/DAY	NIGHT		MORN/DAY	NIGHT
Water 5								
Old			Good			Super		
Magikarp	100	100	Magikarp	90	90	Magikarp	60	60
			Dratini	10	10	Dratini	30	30
						Dragonair	10	10
Water 6								
Old			Good			Super		
Magikarp	85	85	Magikarp	35	35	Krabby	40	40
Krabby	15	15	Krabby	65	65	Horsea	30	30
			Horsea	10	10	Kingler	20	20
						Seadra	10	10
Water 7								
Old			Good			Super		
Magikarp	85	85	Magikarp	35	35	Remoraid	100	70
Remoraid	15	15	Remoraid	65	55	Dewgong	0	30
			Seel	0	10			
Water 8								
Old			Good			Super		
Magikarp	85	85	Magikarp	35	35	Tentacool	40	40
Tentacool	15	15	Tentacool	65	65	Tentacruel	30	30
						Qwilfish	20	20
						Kazappelin	10	10

FISHGROUP	MAPS IN THAT GROUP
Water 1	Alloy City, Crown City, Great East Strait, Kanto Region, Kikai Village, National Park, Route 102, Route 113, Route 115, Route 116, Route 117, Route 118, Ryukyu City, Tatsugo Path, Westport City, Daito Ranch
Water 2	Amami Port, Amami Town, Boardwalk, Forked Strait, Isen Strait, Kikai Strait, Koban Island, Meridian Path, Nago Village, Route 107, Route 110, Seaside Path, Sunpoint Docks, Teknos Port, Westport Port
Water 3	Boulder Mine B2F, Boulder Mine B5F, Endon Cave, Mt. Fuji Interior, Slowpoke Well
Water 4	Iejima Town, Jade Forest, Nanjo Forest, Pagota City, Route 112, Sanskrit Ruins Outside, Motobu Path
Water 5	Dragon's Maw, Rainbow Island, Tropical Island Outside
Water 6	Deepwater Passage, Iced Cavern, Whirl Island
Water 7	Frostpoint Town, Route 111
Water 8	Kerama Strait, Kume City, Kume Point, Route 119, Urasoe Trail

**How does this work?**

Placing a male and a female Pokémon together in the Daycare on Route 106 has the chance of producing an Egg. The Egg will contain the Pokémon that is the first stage of whatever evolutionary line the female belongs to. The Pokémon that hatches also has a chance of inheriting moves that the male knows. This chart lists which Pokémon have a chance of producing an Egg together. Pokémon can belong to either one or two groups. The Pokémon Ditto is unique in this process as it can assume the form of either the male or female parent of whatever species the other Pokémon is, meaning Ditto can breed with basically all other Pokémon that are able to breed!

Monster		Water 1		Water 2	Water 3
Ampharos	Nidoran M	Blastoise	Poliwag	Angore	Cloyster
Blastoise	Nidorino	Delibird	Poliwhirl	Goldeen	Disturban
Blossomite	Palssio	Dewgong	Poliwrath	Gyarados	Kabuto
Blossomole	Pressio	Donmarin	Pressio	Kazappelin	Kabutops
Bulbasaur	Rhydon	Dragonair	Psyduck	Lurreel	Kingler
Charizard	Slowbro	Dragonite	Quagsire	Magikarp	Krabby
Charmander	Slowking	Dratini	Remoraid	Molambino	Omanyte
Charmeleon	Slowpoke	Golduck	Seadra	Octillery	Omastar
Chikorita	Snorlax	Grenmar	Seel	Qwilfish	Shellder
Cubone	Squirtle	Horsea	Slowbro	Remoraid	Starmie
Donmarin	Venusaur	Kabuto	Slowking	Seaking	Staryu
Flaaffy	Warfurs	Kabutops	Slowpoke		Tentacool
Ivysaur	Wartortle	Kingdra	Squirtle		Tentacruel
Kangaskhan	Wearlycan	Lapras	Wartortle		
Lapras		Mantine			
Lickilord		Marill			
Lickitung		Octillery			
Mareep		Omanyte			
Marowak		Omastar			
Nidoking		Palssio			
Nidoran F		Politoed			



Bug	Flying	Ground			Fairy
Ariados	Aerodactyl	Aipom	Mareep	Umbreon	Blissey
Beedrill	Crobat	Ampharos	Meowth	Vaporeon	Chansey
Butterfree	Dodrio	Arbok	Miltank	Vulpix	Clefable
Caterpie	Farfetch'd	Arcanine	Moibelle		Clefairy
Kakuna	Fearow	Belledam	Nidoking		Hoppip
Ledian	Golbat	Bipulla	Nidoran F		Jigglypuff
Ledyba	Hoothoot	Bruinus	Nidoran M		Jumpluff
Metapod	Luxwan	Cubburn	Nidorino		Marill
Paras	Murkrow	Delibird	Ninetales		Pikachu
Parasect	Natu	Dewgong	Persian		Raichu
Pinsir	Noctowl	Diglett	Phanpy		Skiploom
Scizor	Pidgeot	Disturban	Pikachu		Snubbull
Scyther	Pidgeotto	Donphan	Ponyta		Togepi
Spinarak	Pidgey	Dugtrio	Primeape		Wigglytuff
Tricules	Skarmory	Eevee	Psyduck		
Venomoth	Spearow	Ekans	Quagsire		
Venonat	Xatu	Espeon	Raichu		
Weedle	Zubat	Farfetch'd	Rapidash		
		Flaaffy	Raticate		
		Flambear	Rattata		
		Flareon	Rhydon		
		Girafarig	Rhyhorn		
		Golduck	Sandshrew		
		Grenmar	Sandslash		
		Growlithe	Seel		
		Houndoom	Smeargle		
		Houndour	Sneasel		
		Jolteon	Snubbull		
		Leafeon	Straigar		
		Luxwan	Tauros		
		Mankey	Tyker		

Plant	Humanshape	Mineral	Indeterminate	Dragon	N/A (no Eggs)
Bellignan	Abra	Electrode	Bipulla	Arbok	Articulo
Bellossom	Alakazam	Geodude	Gastly	Charizard	Ballerine
Bellsprout	Drowzee	Golem	Gengar	Charmander	Burgela
Blossomite	Electabuzz	Graveler	Girafarig	Charmeleon	Cleffa
Blossomole	Hitmonchan	Magnemite	Grimer	Dragonair	Coinpur
Bulbasaur	Hitmonlee	Magneton	Haunter	Dragonite	Dodaerie
Chikorita	Hitmontop	Onix	Koffing	Dratini	Elekid
Exeggcute	Hypno	Porygon	Muk	Ekans	Entei
Exeggutor	Jynx	Porygon 2	Phandarin	Gyarados	Ho-Oh
Gloom	Kadabra	Steelix	Stromen	Horsea	Igglybuff
Hoppip	Machamp	Voltorb	Weezing	Kingdra	Kolta
Ivysaur	Machoke			Magikarp	Magby
Jumpluff	Machop			Seadra	Mew
Jungela	Magmar				Mewtwo
Oddish	Mr.Mime				Mimneo
Paras					Moltres
Parasect					Nidoqueen
Skiploom					Nidorina
Sunflora					Orfry
Tangela					Paraspor
Venusaur					Pichu
Victreebel					Pupperon
Vileplume					Raikou
Weepinbell					Smoochum
					Smujj
					Suicune
					Tyrogue
					Unown
					Vulpiii
					Zapdos

# Type Index

Physical Type

Special Type

## How does this work?

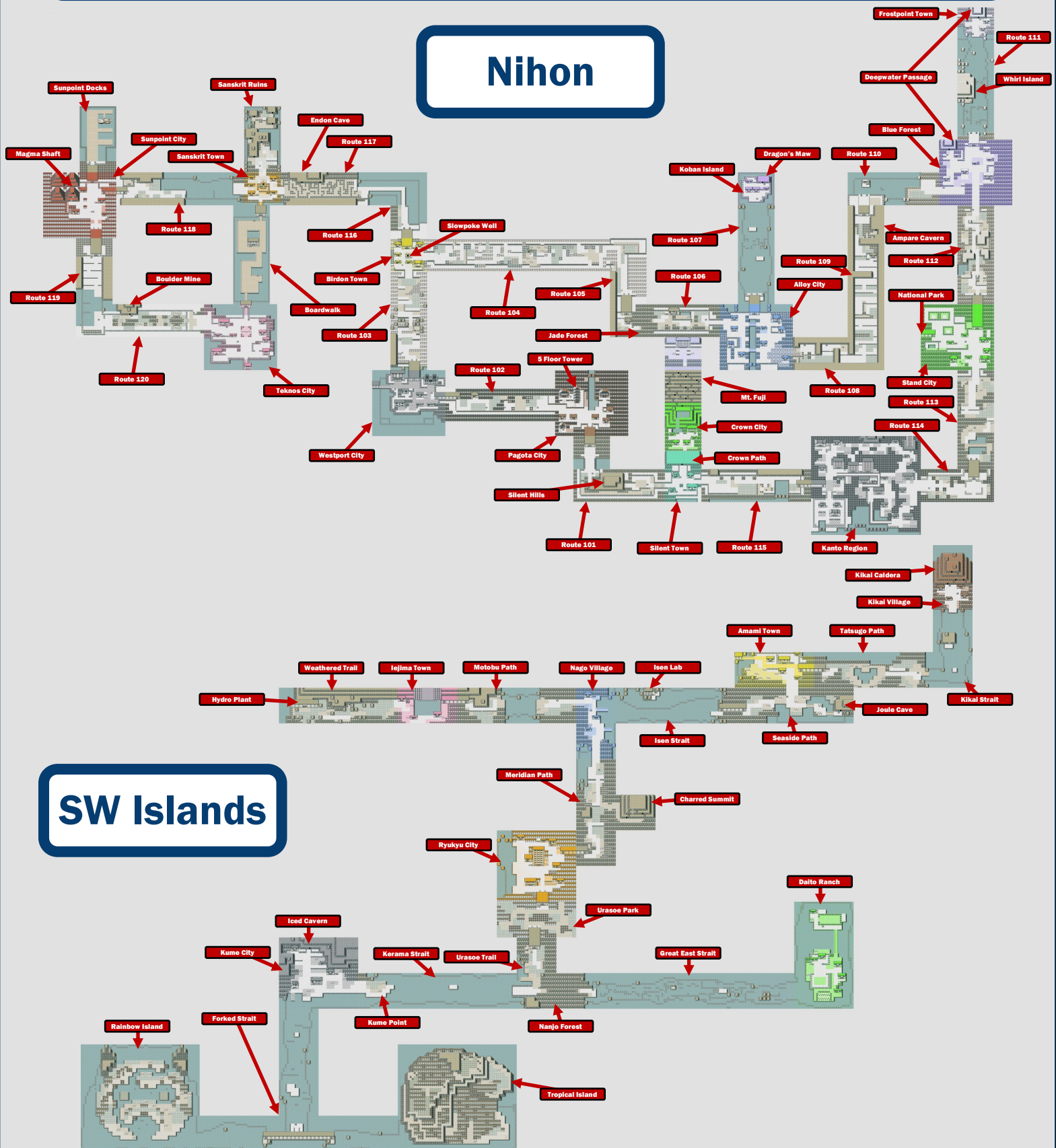
This chart lists what damage multipliers will be applied for each attacking type. Look up the type of your move and the type of your opponent to see the damage.

Defending Attacking	Normal	Fighting	Flying	Poison	Ground	Rock	Bug	Ghost	Steel	Fire	Water	Grass	Electric	Psychic	Ice	Dragon	Dark
Normal	1x	1x	1x	1x	1x	.5x	1x	0x	1x	1x	1x	1x	1x	1x	1x	1x	2x
Fighting	2x	1x	.5x	.5x	1x	2x	.5x	0x	.5x	1x	1x	1x	1x	.5x	2x	1x	1x
Flying	1x	2x	1x	1x	1x	.5x	2x	1x	1x	1x	1x	2x	.5x	1x	1x	1x	1x
Poison	1x	1x	1x	.5x	.5x	.5x	2x	.5x	.5x	1x	1x	2x	1x	1x	1x	1x	1x
Ground	1x	1x	0x	2x	1x	2x	.5x	1x	1x	2x	1x	.5x	2x	1x	1x	1x	1x
Rock	1x	.5x	2x	1x	.5x	1x	2x	1x	.5x	2x	1x	1x	1x	1x	2x	1x	1x
Bug	1x	.5x	.5x	2x	1x	1x	1x	.5x	1x	.5x	1x	2x	1x	2x	1x	1x	2x
Ghost	0x	1x	1x	1x	1x	1x	1x	1x	1x	1x	1x	1x	1x	2x	1x	1x	.5x
Steel	1x	1x	1x	1x	1x	2x	1x	1x	0x	1x	.5x	1x	.5x	1x	1x	1x	1x
Fire	1x	1x	1x	1x	1x	.5x	2x	1x	1x	.5x	.5x	2x	1x	1x	2x	.5x	1x
Water	1x	1x	1x	1x	2x	2x	1x	1x	2x	2x	.5x	.5x	1x	1x	1x	.5x	1x
Grass	1x	1x	.5x	.5x	2x	2x	.5x	1x	1x	.5x	2x	.5x	1x	1x	1x	.5x	1x
Electric	1x	1x	2x	1x	0x	1x	1x	1x	2x	1x	2x	.5x	.5x	1x	1x	.5x	1x
Psychic	1x	2x	1x	2x	1x	1x	1x	1x	1x	1x	1x	1x	1x	.5x	1x	1x	.5x
Ice	1x	1x	2x	1x	2x	1x	1x	1x	1x	.5x	.5x	2x	1x	1x	.5x	2x	1x
Dragon	1x	1x	1x	1x	1x	1x	1x	1x	1x	1x	1x	1x	1x	1x	1x	2x	1x
Dark	.5x	.5x	1x	1x	1x	1x	1x	2x	1x	1x	1x	1x	1x	2x	1x	1x	2x

# S-10

# Overworld Map

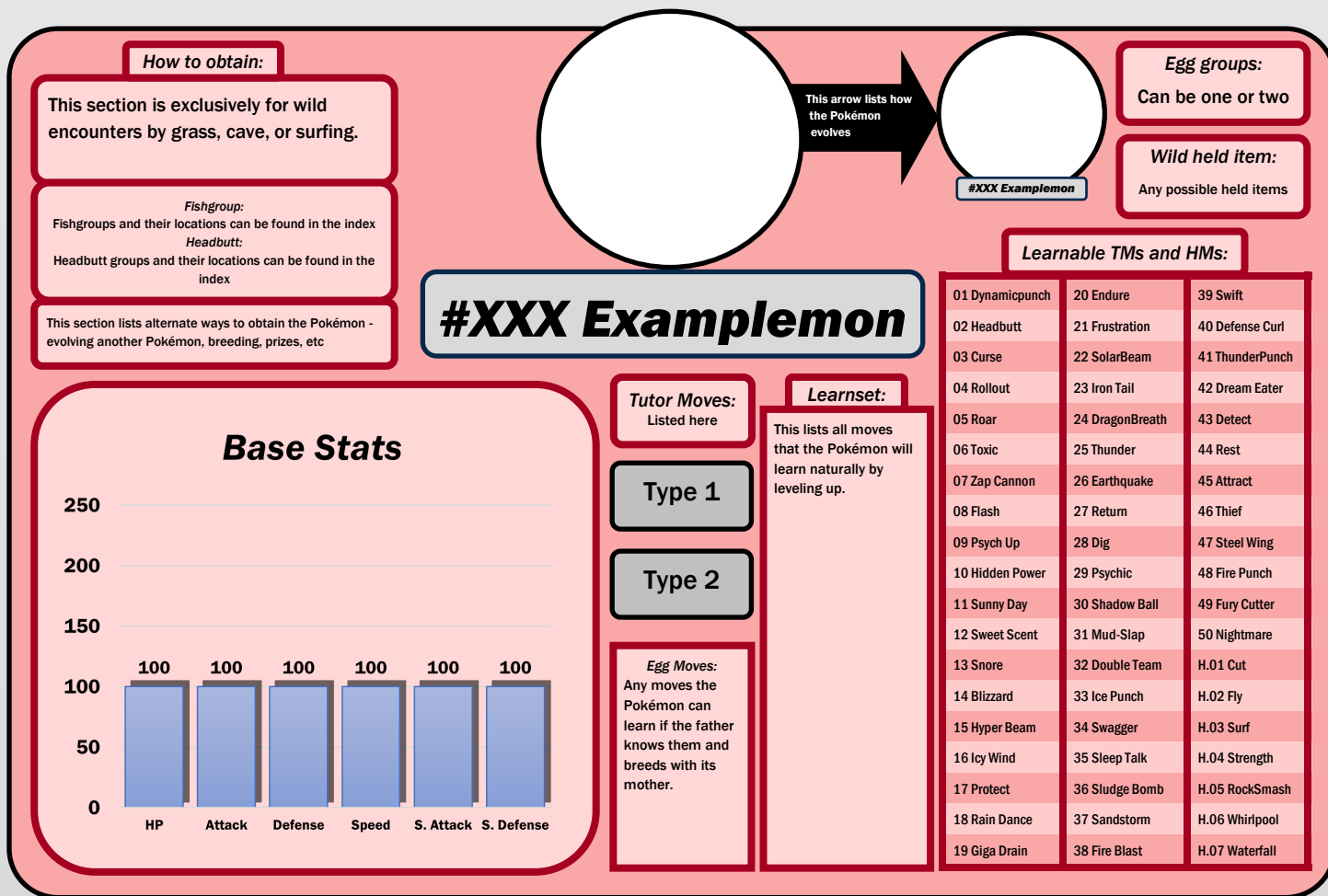
## Nihon





## Understanding the Pokédex

This section lists comprehensive information on every single Pokémon in the game. See the example below to understand how each entry is organized.



#### How to obtain:

No wild encounters

Fishgroup:  
N/A  
Headbutt:  
N/A

Given by girl in Ryukyu Arboretum, can be bred from Bulbasaur, Ivysaur, or Venusaur



Level 16

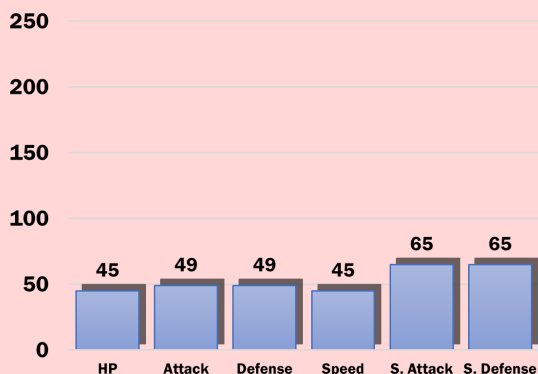


Egg groups:  
Monster, Plant

Wild held item:  
N/A

## #001 Bulbasaur

### Base Stats



Tutor Moves:  
N/A

Grass

Poison

Egg Moves:  
Light Screen  
Skull Bash  
Safeguard  
Charm  
Razor Wind  
Petal Dance

#### Learnset:

1 - Tackle  
4 - Growl  
7 - Leech Seed  
10 - Vine Whip  
15 - Poisonpowder  
15 - Sleep Powder  
20 - Razor Leaf  
25 - Sweet Scent  
32 - Growth  
39 - Synthesis  
46 - Solarbeam

#### Learnable TMs and HMs:

01 Synthesis	20 Endure	38 Swift
02 Headbutt	21 Frustration	40 Defense Curl
03 Curse	22 SolarBeam	41 ThunderPunch
04 Rollout	23 Iron Tail	42 Dream Eater
05 Grow	24 Dragonbreath	43 Snore
06 Toxic	25 Thunder	44 Rest
07 Dig	26 Earthquake	45 Attract
08 Flash	27 Return	46 Thief
09 Psychic Up	28 Dig	47 Steel Wing
10 Hidden Power	29 Psychic	48 Fire Punch
11 Sunny Day	30 Shadow Ball	49 Fury Cutter
12 Sweet Scent	31 Mud-Slap	50 Nightmare
13 Snore	32 Double Team	H.01 Cut
14 Blizzard	33 Ice Punch	H.02 Fly
15 Hyper Beam	34 Swagger	H.03 Surf
16 Icy Wind	35 Sleep Talk	H.04 Strength
17 Protect	36 Sludge Bomb	H.05 Rock Smash
18 Rain Dance	37 Sandstorm	H.06 Whirlpool
19 Giga Drain	38 Fire Blast	H.07 Waterfall

#### How to obtain:


No wild encounters

Fishgroup:  
N/A  
Headbutt:  
N/A

Evolve from Bulbasaur



#001 Bulbasaur



Level 32

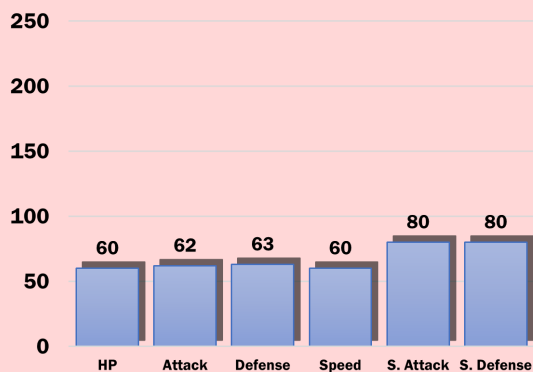


Egg groups:  
Monster, Plant

Wild held item:  
N/A

## #002 Ivysaur

### Base Stats



Tutor Moves:  
N/A

Grass

Poison

Egg Moves:  
N/A

#### Learnset:

1 - Tackle  
1 - Growl  
1 - Leech Seed  
4 - Growl  
7 - Leech Seed  
10 - Vine Whip  
15 - Poisonpowder  
15 - Sleep Powder  
22 - Razor Leaf  
29 - Sweet Scent  
38 - Growth  
47 - Synthesis  
56 - Solarbeam

#### Learnable TMs and HMs:


01 Synthesis	20 Endure	38 Swift
02 Headbutt	21 Frustration	40 Defense Curl
03 Curse	22 SolarBeam	41 ThunderPunch
04 Rollout	23 Iron Tail	42 Dream Eater
05 Grow	24 Dragonbreath	43 Snore
06 Toxic	25 Thunder	44 Rest
07 Dig	26 Earthquake	45 Attract
08 Flash	27 Return	46 Thief
09 Psychic Up	28 Dig	47 Steel Wing
10 Hidden Power	29 Psychic	48 Fire Punch
11 Sunny Day	30 Shadow Ball	49 Fury Cutter
12 Sweet Scent	31 Mud-Slap	50 Nightmare
13 Snore	32 Double Team	H.01 Cut
14 Blizzard	33 Ice Punch	H.02 Fly
15 Hyper Beam	34 Swagger	H.03 Surf
16 Icy Wind	35 Sleep Talk	H.04 Strength
17 Protect	36 Sludge Bomb	H.05 Rock Smash
18 Rain Dance	37 Sandstorm	H.06 Whirlpool
19 Giga Drain	38 Fire Blast	H.07 Waterfall

### How to obtain:

No wild encounters

Fishgroup:  
N/A  
Headbutt:  
N/A

Evolve from Ivysaur



## #003 Venusaur

### Egg groups:

Monster, Plant

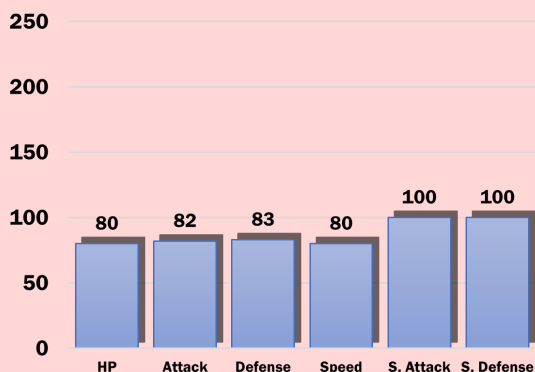
### Wild held item:

N/A

### Learnable TMs and HMs:

01 Dynamicpunch	20 Endure	39 Swift
02 Headbutt	21 Frustration	40 Defense Curl
03 Curse	22 SolarBeam	41 ThunderPunch
04 Rollout	23 Iron Tail	42 Dream Eater
05 Roar	24 DragonBreath	43 Snore
06 Toxic	25 Thunder	44 Rest
07 Dig	26 Earthquake	45 Attract
08 Flash	27 Return	46 Thief
09 Psychic Up	28 Dig	47 Steel Wing
10 Hidden Power	29 Psychic	48 Fire Punch
11 Sunny Day	30 Shadow Ball	49 Fury Cutter
12 Sweet Scent	31 Mud-Slap	50 Nightmare
13 Snore	32 Double Team	H.01 Cut
14 Blizzard	33 Ice Punch	H.02 Fly
15 Hyper Beam	34 Swagger	H.03 Surf
16 Icy Wind	35 Sleep Talk	H.04 Strength
17 Protect	36 Sludge Bomb	H.05 RockSmash
18 Rain Dance	37 Sandstorm	H.06 Whirlpool
19 Giga Drain	38 Fire Blast	H.07 Sludge Bomb

### Base Stats



### Tutor Moves:

N/A

Grass

Poison

### Egg Moves:

N/A

### Learnset:


- 1 - Tackle
- 1 - Growl
- 1 - Leech Seed
- 1 - Vine Whip
- 4 - Growl
- 7 - Leech Seed
- 10 - Vine Whip
- 15 - Poisonpowder
- 15 - Sleep Powder
- 22 - Razor Leaf
- 29 - Sweet Scent
- 41 - Growth
- 53 - Synthesis
- 65 - Solarbeam

### How to obtain:

No wild encounters

Fishgroup:  
N/A  
Headbutt:  
N/A

Given by woman in Nago Village, can be bred from Charmander, Charmeleon, or Charizard



Level 16

## #004 Charmander

### Egg groups:

Monster, Dragon

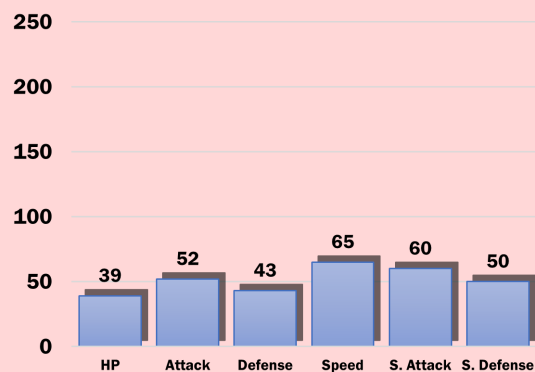
### Wild held item:

N/A

### Learnable TMs and HMs:

01 Dynamicpunch	20 Endure	39 Swift
02 Headbutt	21 Frustration	40 Defense Curl
03 Curse	22 SolarBeam	41 ThunderPunch
04 Rollout	23 Iron Tail	42 Dream Eater
05 Roar	24 DragonBreath	43 Snore
06 Toxic	25 Thunder	44 Rest
07 Dig	26 Earthquake	45 Attract
08 Flash	27 Return	46 Thief
09 Psychic Up	28 Dig	47 Steel Wing
10 Hidden Power	29 Psychic	48 Fire Punch
11 Sunny Day	30 Shadow Ball	49 Fury Cutter
12 Sweet Scent	31 Mud-Slap	50 Nightmare
13 Snore	32 Double Team	H.01 Cut
14 Blizzard	33 Ice Punch	H.02 Fly
15 Hyper Beam	34 Swagger	H.03 Surf
16 Icy Wind	35 Sleep Talk	H.04 Strength
17 Protect	36 Sludge Bomb	H.05 RockSmash
18 Rain Dance	37 Sandstorm	H.06 Whirlpool
19 Giga Drain	38 Fire Blast	H.07 Sludge Bomb

### Base Stats



### Tutor Moves:

FT

Fire

### Egg Moves:

Belly Drum  
Ancientpower  
Rock Slide  
Bite  
Outrage  
Beat Up

### Learnset:

- 1 - Scratch
- 1 - Growl
- 7 - Ember
- 13 - Smokescreen
- 19 - Rage
- 25 - Scary Face
- 31 - Flamethrower
- 37 - Slash
- 43 - Dragon Rage
- 49 - Fire Spin

### How to obtain:


No wild encounters

Fishgroup:  
N/A  
Headbutt:  
N/A

Evolve from Charmander




#004 Charmander



## #005 Charmeleon

Level 36



#006 Charizard

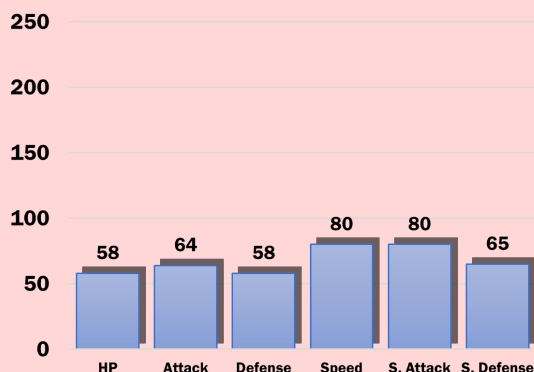
Egg groups:  
Monster, Dragon

Wild held item:  
N/A

### Learnable TMs and HMs:

01 Dynamicpunch	20 Endure	39 Swift
02 Headbutt	21 Frustration	40 Defense Curl
03 Curse	22 Sandstorm	41 ThunderPunch
04 Rollout	23 Iron Tail	42 Dream Eater
05 Roar	24 DragonBreath	43 Snore
06 Toxic	25 Thunder	44 Rest
07 Dig	26 Earthquake	45 Attract
08 Flash	27 Return	46 Thief
09 Psychic Up	28 Dig	47 Steel Wing
10 Hidden Power	29 Psychic	48 Fire Punch
11 Sunny Day	30 Shadow Ball	49 Fury Cutter
12 Sweet Scent	31 Mud-Slap	50 Nightmare
13 Snore	32 Double Team	H.01 Cut
14 Blizzard	33 Ice Punch	H.02 Fly
15 Hyper Beam	34 Swagger	H.03 Surf
16 Icy Wind	35 Sleep Talk	H.04 Strength
17 Protect	36 Sludge Bomb	H.05 RockSmash
18 Rain Dance	37 Sandstorm	H.06 Whirlpool
19 Rage	38 Fire Blast	H.07 Strength

### Base Stats



### Tutor Moves:

FT

Fire

Egg Moves:  
N/A

### Learnset:

- 1 - Scratch
- 1 - Growl
- 1 - Ember
- 7 - Ember
- 13 - Smokescreen
- 20 - Rage
- 27 - Scary Face
- 34 - Flamethrower
- 41 - Slash
- 48 - Dragon Rage
- 55 - Fire Spin

### How to obtain:


No wild encounters

Fishgroup:  
N/A  
Headbutt:  
N/A

Evolve from Charmeleon



#005 Charmeleon



## #006 Charizard

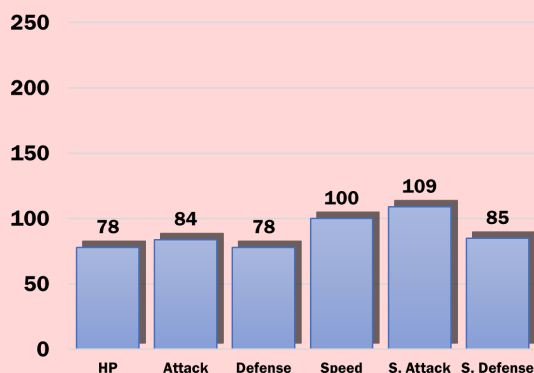
Egg groups:  
Monster, Dragon

Wild held item:  
N/A

### Learnable TMs and HMs:

01 Dynamicpunch	20 Endure	39 Swift
02 Headbutt	21 Frustration	40 Defense Curl
03 Curse	22 Sandstorm	41 ThunderPunch
04 Rollout	23 Iron Tail	42 Dream Eater
05 Roar	24 DragonBreath	43 Snore
06 Toxic	25 Thunder	44 Rest
07 Dig	26 Earthquake	45 Attract
08 Flash	27 Return	46 Thief
09 Psychic Up	28 Dig	47 Steel Wing
10 Hidden Power	29 Psychic	48 Fire Punch
11 Sunny Day	30 Shadow Ball	49 Fury Cutter
12 Sweet Scent	31 Mud-Slap	50 Nightmare
13 Snore	32 Double Team	H.01 Cut
14 Blizzard	33 Ice Punch	H.02 Fly
15 Hyper Beam	34 Swagger	H.03 Surf
16 Icy Wind	35 Sleep Talk	H.04 Strength
17 Protect	36 Sludge Bomb	H.05 RockSmash
18 Rain Dance	37 Sandstorm	H.06 Whirlpool
19 Rage	38 Fire Blast	H.07 Strength

### Base Stats



### Tutor Moves:

FT

Fire

Flying

Egg Moves:  
N/A

### Learnset:

- 1 - Scratch
- 1 - Growl
- 1 - Ember
- 1 - Smokescreen
- 7 - Ember
- 13 - Smokescreen
- 20 - Rage
- 27 - Scary Face
- 34 - Flamethrower
- 36 - Wing Attack
- 44 - Slash
- 54 - Dragon Rage
- 64 - Fire Spin




### How to obtain:

No wild encounters

Fishgroup:  
N/A  
Headbutt:  
N/A

Given by swimmer in Amami pool building, can be bred from Squirtle, Wartortle, or Blastoise



Level 16



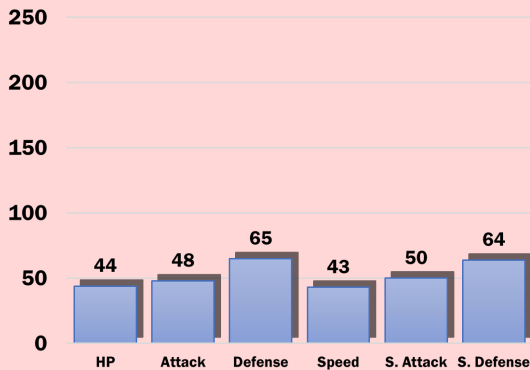
Egg groups:  
Monster, Water 1

Wild held item:  
N/A

### Learnable TMs and HMs:

## #007 Squirtle

### Base Stats



### Tutor Moves:

IB

Water

Egg Moves:  
Mirror Coat  
Haze  
Mist  
Confusion  
Foresight  
Flail

### Learnset:

1 - Tackle  
4 - Tail Whip  
7 - Bubble  
10 - Withdraw  
13 - Water Gun  
18 - Bite  
23 - Rapid Spin  
28 - Protect  
33 - Rain Dance  
40 - Skull Bash  
47 - Hydro Pump

01 Dynamicpunch	20 Endure	38 Swift
02 Headbutt	21 Frustration	40 Defense Curl
03 Curse	22 Sandstorm	41 ThunderPunch
04 Rollout	23 Iron Tail	42 Dream Eater
05 Growl	24 Dragonbreath	43 Snore
06 Toxic	25 Thunder	44 Rest
07 Fog Cannon	26 Earthquake	45 Attract
08 Flash	27 Return	46 Thief
09 Psychic Up	28 Dig	47 Steel Wing
10 Hidden Power	29 Psychic	48 Fire Punch
11 Sunny Day	30 Shadow Ball	49 Pay Back
12 Sweet Scent	31 Mud-Slap	50 Nightmare
13 Snore	32 Double Team	H.01 Cut
14 Blizzard	33 Ice Punch	H.02 Fly
15 Hyper Beam	34 Swagger	H.03 Surf
16 Icy Wind	35 Sleep Talk	H.04 Strength
17 Protect	36 Sludge Bomb	H.05 RockSmash
18 Rain Dance	37 Sandstorm	H.06 Whirlpool
19 Aqua Drain	38 Fire Blast	H.07 Waterfall

### How to obtain:


No wild encounters

Fishgroup:  
N/A  
Headbutt:  
N/A


Evolve from Squirtle



#007 Squirtle



Level 36



#009 Blastoise

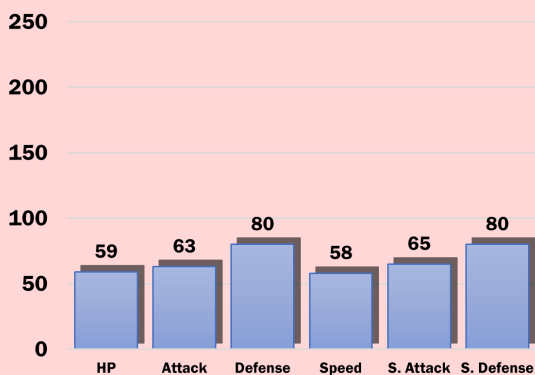
Egg groups:  
Monster, Water 1

Wild held item:  
N/A

### Learnable TMs and HMs:

## #008 Wartortle

### Base Stats



### Tutor Moves:

IB

Water

Egg Moves:  
N/A

### Learnset:

1 - Tackle  
1 - Tail Whip  
1 - Bubble  
4 - Tail Whip  
7 - Bubble  
10 - Withdraw  
13 - Water Gun  
19 - Bite  
25 - Rapid Spin  
31 - Protect  
37 - Rain Dance  
45 - Skull Bash  
53 - Hydro Pump


01 Dynamicpunch	20 Endure	38 Swift
02 Headbutt	21 Frustration	40 Defense Curl
03 Curse	22 Sandstorm	41 ThunderPunch
04 Rollout	23 Iron Tail	42 Dream Eater
05 Growl	24 Dragonbreath	43 Snore
06 Toxic	25 Thunder	44 Rest
07 Fog Cannon	26 Earthquake	45 Attract
08 Flash	27 Return	46 Thief
09 Psychic Up	28 Dig	47 Steel Wing
10 Hidden Power	29 Psychic	48 Fire Punch
11 Sunny Day	30 Shadow Ball	49 Pay Back
12 Sweet Scent	31 Mud-Slap	50 Nightmare
13 Snore	32 Double Team	H.01 Cut
14 Blizzard	33 Ice Punch	H.02 Fly
15 Hyper Beam	34 Swagger	H.03 Surf
16 Icy Wind	35 Sleep Talk	H.04 Strength
17 Protect	36 Sludge Bomb	H.05 RockSmash
18 Rain Dance	37 Sandstorm	H.06 Whirlpool
19 Aqua Drain	38 Fire Blast	H.07 Waterfall

### How to obtain:

No wild encounters

Fishgroup:  
N/A  
Headbutt:  
N/A

Evolve from Wartortle



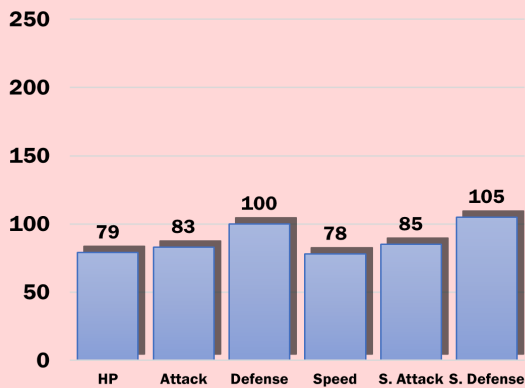
Egg groups:  
Monster, Water 1

Wild held item:  
N/A

### Learnable TMs and HMs:

## #009 Blastoise

### Base Stats



### Tutor Moves:

IB

Water

Egg Moves:  
N/A

### Learnset:

- 1 - Tackle
- 1 - Tail Whip
- 1 - Bubble
- 1 - Withdraw
- 4 - Tail Whip
- 7 - Bubble
- 10 - Withdraw
- 13 - Water Gun
- 19 - Bite
- 25 - Rapid Spin
- 31 - Protect
- 42 - Rain Dance
- 55 - Skull Bash
- 68 - Hydro Pump

01 Dynamicpunch	20 Endure	38 Swift
02 Headbutt	21 Frustration	40 Defense Curl
03 Curse	22 Sandstorm	41 ThunderPunch
04 Rollout	23 Iron Tail	42 Dream Eater
05 Roar	24 Dragonbreath	43 Snore
06 Toxic	25 Thunder	44 Rest
07 Dig	26 Earthquake	45 Attract
08 Flash	27 Return	46 Thief
09 Psychic Up	28 Dig	47 Steel Wing
10 Hidden Power	29 Psychic	48 Fire Punch
11 Sunny Day	30 Shadow Ball	49 Pay Back
12 Sweet Scent	31 Mud-Slap	50 Nightmare
13 Snore	32 Double Team	H.01 Cut
14 Blizzard	33 Ice Punch	H.02 Fly
15 Hyper Beam	34 Swagger	H.03 Surf
16 Icy Wind	35 Sleep Talk	H.04 Strength
17 Protect	36 Stange Room	H.05 RockSmash
18 Rain Dance	37 Sandstorm	H.06 Whirlpool
19 Rage Drain	38 Fire Blast	H.07 Waterfall

### How to obtain:

Silent Hills, Bug-Catching Contest

Fishgroup:  
N/A  
Headbutt:  
Forest

Can be bred from Caterpie, Metapod, or Butterfree



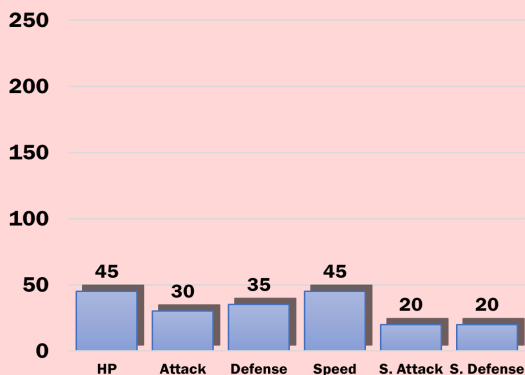
Egg groups:  
Bug

Wild held item:  
N/A

### Learnable TMs and HMs:

## #010 Caterpie

### Base Stats



Tutor Moves:  
N/A

Bug

Egg Moves:  
N/A

### Learnset:

- 1 - Tackle
- 1 - String Shot

01 Dynamicpunch	20 Endure	38 Swift
02 Headbutt	21 Frustration	40 Defense Curl
03 Curse	22 Sandstorm	41 ThunderPunch
04 Rollout	23 Iron Tail	42 Dream Eater
05 Roar	24 Dragonbreath	43 Snore
06 Toxic	25 Thunder	44 Rest
07 Dig	26 Earthquake	45 Attract
08 Flash	27 Return	46 Thief
09 Psychic Up	28 Dig	47 Steel Wing
10 Hidden Power	29 Psychic	48 Fire Punch
11 Sunny Day	30 Shadow Ball	49 Pay Back
12 Sweet Scent	31 Mud-Slap	50 Nightmare
13 Snore	32 Double Team	H.01 Cut
14 Blizzard	33 Ice Punch	H.02 Fly
15 Hyper Beam	34 Swagger	H.03 Surf
16 Icy Wind	35 Sleep Talk	H.04 Strength
17 Protect	36 Stange Room	H.05 RockSmash
18 Rain Dance	37 Sandstorm	H.06 Whirlpool
19 Rage Drain	38 Fire Blast	H.07 Waterfall

### How to obtain:


Route 116, Bug-Catching Contest

Fishgroup:  
N/A  
Headbutt:  
Forest

Evolve from Caterpie



#010 Caterpie



Level 10



#012 Butterfree

### Egg groups:

Bug

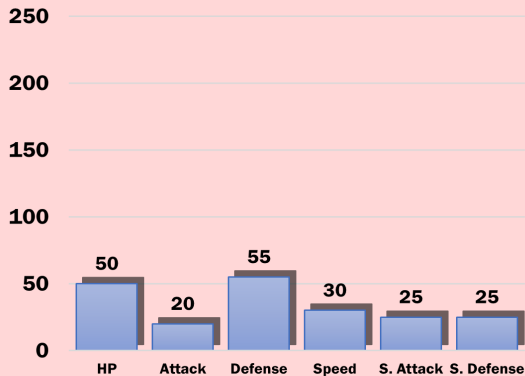
### Wild held item:

N/A

### Learnable TMs and HMs:

## #011 Metapod

### Base Stats



Tutor Moves:  
N/A

Bug

### Learnset:

1 - Harden  
7 - Harden

Egg Moves:  
N/A

01 Synthesprush	20 Endure	39 Swift
02 Headbutt	21 Frustration	40 Defense Curl
03 Curse	22 SolarBeam	41 ThunderPunch
04 Rollout	23 Iron Tail	42 Dream Eater
05 Grow	24 Dragonbreath	43 Snore
06 Toxic	25 Thunder	44 Rest
07 Bug Cannon	26 Earthquake	45 Attract
08 Flash	27 Return	46 Thief
09 Psychic Up	28 Dig	47 Steel Wing
10 Hidden Power	29 Psychic	48 Fire Punch
11 Sunny Day	30 Shadow Ball	49 Psy Cut
12 Sweet Scent	31 Mud-Slap	50 Nightmare
13 Snore	32 Double Team	H.01 Cut
14 Blizzard	33 Ice Punch	H.02 Fly
15 Hyper Beam	34 Swagger	H.03 Surf
16 Icy Wind	35 Sleep Talk	H.04 Strength
17 Protect	36 Storage Bunch	H.05 Rock Smash
18 Rain Dance	37 Sandstorm	H.06 Whirlpool
19 Giga Drain	38 Fire Blast	H.07 Sludge Bomb

### How to obtain:


Rainbow Island, Tropical Island Jungle, Bug-Catching Contest

Fishgroup:  
N/A  
Headbutt:  
Forest

Evolve from Metapod



#011 Metapod



### Egg groups:

Bug

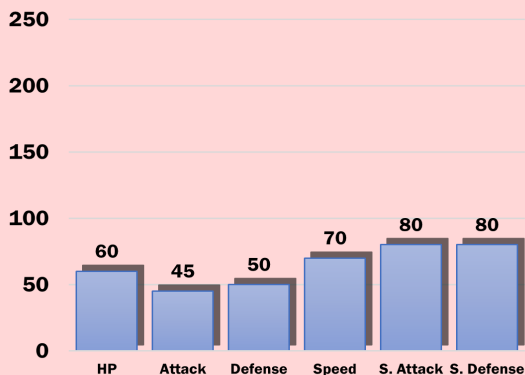
### Wild held item:

Silverpowder

### Learnable TMs and HMs:

## #012 Butterfree

### Base Stats



Tutor Moves:  
N/A

Bug

Flying

### Learnset:

1 - Confusion  
10 - Confusion  
13 - PoisonPowder  
14 - Stun Spore  
15 - Sleep Powder  
18 - Supersonic  
23 - Whirlwind  
28 - Gust  
34 - Psybeam  
40 - Safeguard

Egg Moves:  
N/A


01 Synthesprush	20 Endure	39 Swift
02 Headbutt	21 Frustration	40 Defense Curl
03 Curse	22 SolarBeam	41 ThunderPunch
04 Rollout	23 Iron Tail	42 Dream Eater
05 Grow	24 Dragonbreath	43 Snore
06 Toxic	25 Thunder	44 Rest
07 Bug Cannon	26 Earthquake	45 Attract
08 Flash	27 Return	46 Thief
09 Psychic Up	28 Dig	47 Steel Wing
10 Hidden Power	29 Psychic	48 Fire Punch
11 Sunny Day	30 Shadow Ball	49 Psy Cut
12 Sweet Scent	31 Mud-Slap	50 Nightmare
13 Snore	32 Double Team	H.01 Cut
14 Blizzard	33 Ice Punch	H.02 Fly
15 Hyper Beam	34 Swagger	H.03 Surf
16 Icy Wind	35 Sleep Talk	H.04 Strength
17 Protect	36 Storage Bunch	H.05 Rock Smash
18 Rain Dance	37 Sandstorm	H.06 Whirlpool
19 Giga Drain	38 Fire Blast	H.07 Sludge Bomb

#### How to obtain:


Silent Hills, Bug-Catching Contest

Fishgroup:  
N/A  
Headbutt:  
Forest

Can be bred from Weedle, Kakuna, or Butterfree



Level 7



#014 Kakuna

#### Egg groups:

Bug

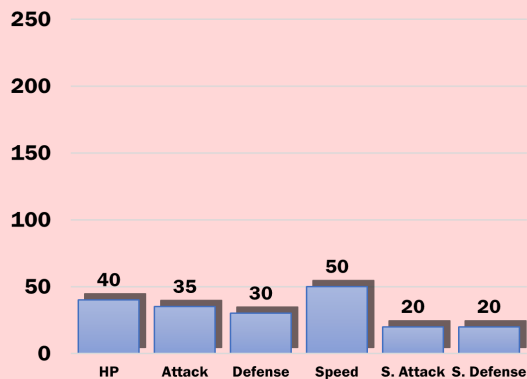
#### Wild held item:

N/A

#### Learnable TMs and HMs:

## #013 Weedle

### Base Stats



Tutor Moves:  
N/A

Bug

Poison

Egg Moves:  
N/A

#### Learnset:

1 - Poison Sting  
2 - String Shot

01 Dynamapunch	20 Endure	39 Swift
02 Headbutt	21 Frustration	40 Defense Curl
03 Curse	22 Sandstorm	41 Thunder Punch
04 Rollout	23 Iron Tail	42 Dream Eater
05 Roar	24 Dragonbreath	43 Snore
06 Toxic	25 Thunder	44 Rest
07 Dig	26 Earthquake	45 Attract
08 Flash	27 Return	46 Thief
09 Psychic Up	28 Dig	47 Steel Wing
10 Hidden Power	29 Psychic	48 Fire Punch
11 Sunny Day	30 Shadow Ball	49 Pay Day
12 Sweet Scent	31 Mud-Slap	50 Nightmare
13 Snow	32 Double Team	H.01 Cut
14 Blizzard	33 Ice Punch	H.02 Fly
15 Hyper Beam	34 Swagger	H.03 Surf
16 Icy Wind	35 Sleep Talk	H.04 Strength
17 Protect	36 Sludge Bomb	H.05 Rock Smash
18 Rain Dance	37 Sandstorm	H.06 Whirlpool
19 Rage	38 Fire Blast	H.07 Waterfall

#### How to obtain:

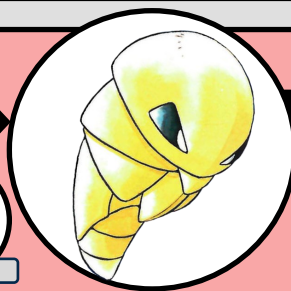
Route 116, Bug-Catching Contest

Fishgroup:  
N/A  
Headbutt:  
Forest


Evolve from Weedle



#013 Weedle



Level 10



#015 Beedrill

#### Egg groups:

Bug

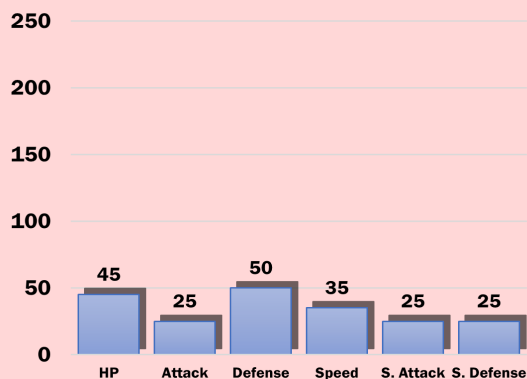
#### Wild held item:

N/A

#### Learnable TMs and HMs:

## #014 Kakuna

### Base Stats



Tutor Moves:  
N/A

Bug

Poison

Egg Moves:  
N/A

#### Learnset:

1 - Harden  
7 - Harden

01 Dynamapunch	20 Endure	39 Swift
02 Headbutt	21 Frustration	40 Defense Curl
03 Curse	22 Sandstorm	41 Thunder Punch
04 Rollout	23 Iron Tail	42 Dream Eater
05 Roar	24 Dragonbreath	43 Snore
06 Toxic	25 Thunder	44 Rest
07 Dig	26 Earthquake	45 Attract
08 Flash	27 Return	46 Thief
09 Psychic Up	28 Dig	47 Steel Wing
10 Hidden Power	29 Psychic	48 Fire Punch
11 Sunny Day	30 Shadow Ball	49 Pay Day
12 Sweet Scent	31 Mud-Slap	50 Nightmare
13 Snow	32 Double Team	H.01 Cut
14 Blizzard	33 Ice Punch	H.02 Fly
15 Hyper Beam	34 Swagger	H.03 Surf
16 Icy Wind	35 Sleep Talk	H.04 Strength
17 Protect	36 Sludge Bomb	H.05 Rock Smash
18 Rain Dance	37 Sandstorm	H.06 Whirlpool
19 Rage	38 Fire Blast	H.07 Waterfall

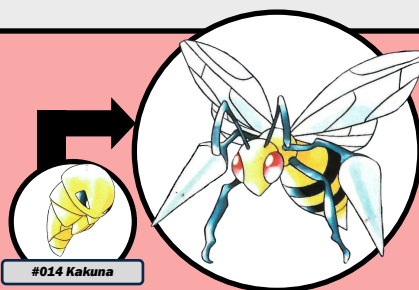


#### How to obtain:

Nanjo Forest, Bug-Catching Contest

Fishgroup:  
N/A  
Headbutt:  
Forest

Evolve from Kakuna



#014 Kakuna

## #015 Beedrill

#### Egg groups:

Bug

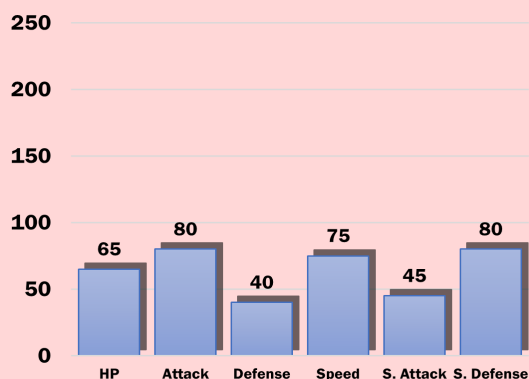
#### Wild held item:

Poison Barb

#### Learnable TMs and HMs:

01 Dynamapunch	20 Endure	39 Swift
02 Headbutt	21 Frustration	40 Defense Curl
03 Curse	22 Sandstorm	41 Thunder Punch
04 Rollout	23 Iron Tail	42 Dream Eater
05 Grow	24 Dragonbreath	43 Detect
06 Toxic	25 Thunder	44 Rest
07 Dig	26 Earthquake	45 Attract
08 Flash	27 Return	46 Thief
09 Psychic Up	28 Dig	47 Steel Wing
10 Hidden Power	29 Psychic	48 Fire Punch
11 Sunny Day	30 Shadow Ball	49 Fury Cutter
12 Sweet Scent	31 Mud-Slap	50 Nightmare
13 Snore	32 Double Team	H.01 Cut
14 Blizzard	33 Ice Punch	H.02 Fly
15 Hyper Beam	34 Swagger	H.03 Surf
16 Icy Wind	35 Sleep Talk	H.04 Strength
17 Protect	36 Sludge Bomb	H.05 Rock Smash
18 Rain Dance	37 Sandstorm	H.06 Whirlpool
19 Giga Drain	38 Fire Blast	H.07 Stomp

### Base Stats



Tutor Moves:  
N/A

Bug

Poison

Egg Moves:  
Move Name  
Move Name  
Or N/A

#### Learnset:

1 - Fury Attack  
10 - Fury Attack  
15 - Focus Energy  
20 - Twineedle  
25 - Rage  
30 - Pursuit  
35 - Pin Missile  
40 - Agility

#### How to obtain:

Route 101, Silent Hills, Route 102,  
Route 103, Sanskrit Ruins Outside,  
Route 118, Route 104, Route 106

Fishgroup:  
N/A  
Headbutt:  
N/A

Can be bred from Pidgey, Pidgeotto, or Pidgeot



Level 18

#017 Pidgeotto

#### Egg groups:

Flying

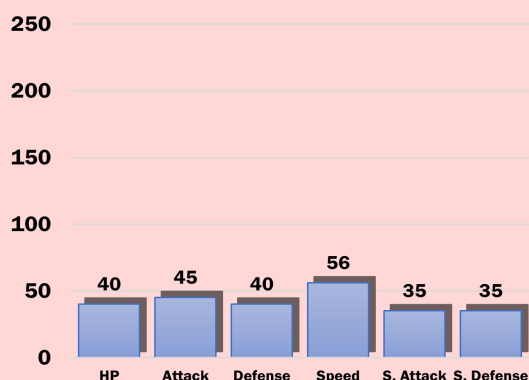
#### Wild held item:

N/A

#### Learnable TMs and HMs:

01 Dynamapunch	20 Endure	39 Swift
02 Headbutt	21 Frustration	40 Defense Curl
03 Curse	22 Sandstorm	41 Thunder Punch
04 Rollout	23 Iron Tail	42 Dream Eater
05 Grow	24 Dragonbreath	43 Detect
06 Toxic	25 Thunder	44 Rest
07 Dig	26 Earthquake	45 Attract
08 Flash	27 Return	46 Thief
09 Psychic Up	28 Dig	47 Steel Wing
10 Hidden Power	29 Psychic	48 Fire Punch
11 Sunny Day	30 Shadow Ball	49 Fury Cutter
12 Sweet Scent	31 Mud-Slap	50 Nightmare
13 Snore	32 Double Team	H.01 Cut
14 Blizzard	33 Ice Punch	H.02 Fly
15 Hyper Beam	34 Swagger	H.03 Surf
16 Icy Wind	35 Sleep Talk	H.04 Strength
17 Protect	36 Sludge Bomb	H.05 Rock Smash
18 Rain Dance	37 Sandstorm	H.06 Whirlpool
19 Giga Drain	38 Fire Blast	H.07 Stomp

### Base Stats



Tutor Moves:  
N/A

Normal

Flying

Egg Moves:  
Pursuit  
Faint Attack  
Foresight  
Steel Wing

#### Learnset:


1 - Tackle  
5 - Sand Attack  
9 - Gust  
15 - Quick Attack  
21 - Whirlwind  
29 - Wing Attack  
37 - Agility  
47 - Mirror Move

### How to obtain:

Route 114, Seaside Path, Urasoe Trail, Kume Point, Tatsugo Path, Weathered Trail

Fishgroup:  
N/A  
Headbutt:  
N/A

Evolve from Pidgey



#016 Pidgey

Level 36



#018 Pidgeot

### Egg groups:

Flying

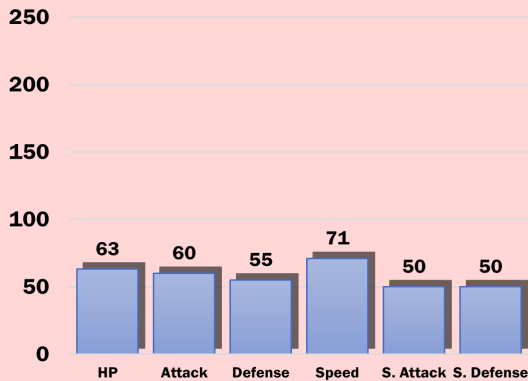
### Wild held item:

N/A

### Learnable TMs and HMs:

## #017 Pidgeotto

### Base Stats



Tutor Moves:  
N/A

Normal

Flying

Egg Moves:  
N/A

### Learnset:

1 - Tackle  
1 - Sand Attack  
1 - Gust  
5 - Sand Attack  
9 - Gust  
15 - Quick Attack  
23 - Whirlwind  
33 - Wing Attack  
43 - Agility  
55 - Mirror Move


01 Synthesis	20 Endure	39 Swift
02 Headbutt	21 Frustration	40 Defense Curl
03 Curse	22 Sandstorm	41 Thunderbolt
04 Rollout	23 Iron Tail	42 Dream Eater
05 Roar	24 Dragonbreath	43 Detect
06 Toxic	25 Thunder	44 Rest
07 Egg Cannon	26 Earthquake	45 Attract
08 Flash	27 Return	46 Thief
09 Psych Up	28 Dig	47 Steel Wing
10 Hidden Power	29 Psychic	48 Fire Punch
11 Sunny Day	30 Shadow Ball	49 Pay Day
12 Sweet Scent	31 Mud-Slap	50 Nightmare
13 Snore	32 Double Team	H.01 Cut
14 Blizzard	33 Ice Punch	H.02 Fly
15 Hyper Beam	34 Swagger	H.03 Surf
16 Icy Wind	35 Sleep Talk	H.04 Strength
17 Protect	36 Sandstorm	H.05 Rock Smash
18 Rain Dance	37 Sandstorm	H.06 Whirlpool
19 Rage	38 Fire Blast	H.07 Strength

### How to obtain:

Seaside Path, Urasoe Trail, Kume Point, Tatsugo Path, Rainbow Island, Weathered Trail

Fishgroup:  
N/A  
Headbutt:  
N/A

Evolve from Pidgeotto



#017 Pidgeotto

## #018 Pidgeot

### Egg groups:

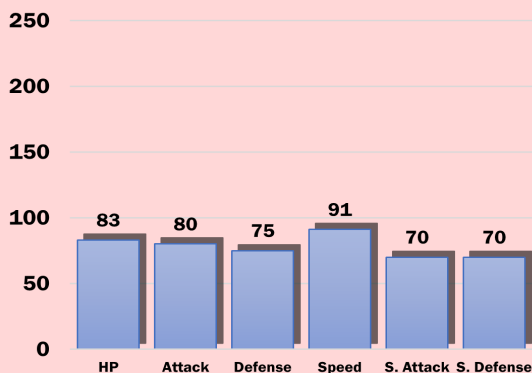
Flying

### Wild held item:

N/A

### Learnable TMs and HMs:

### Base Stats



Tutor Moves:  
N/A

Normal

Flying

Egg Moves:  
N/A

### Learnset:

1 - Tackle  
1 - Sand Attack  
1 - Gust  
1 - Quick Attack  
5 - Sand Attack  
9 - Gust  
15 - Quick Attack  
23 - Whirlwind  
33 - Wing Attack  
46 - Agility  
61 - Mirror Move

01 Synthesis	20 Endure	39 Swift
02 Headbutt	21 Frustration	40 Defense Curl
03 Curse	22 Sandstorm	41 Thunderbolt
04 Rollout	23 Iron Tail	42 Dream Eater
05 Roar	24 Dragonbreath	43 Detect
06 Toxic	25 Thunder	44 Rest
07 Egg Cannon	26 Earthquake	45 Attract
08 Flash	27 Return	46 Thief
09 Psych Up	28 Dig	47 Steel Wing
10 Hidden Power	29 Psychic	48 Fire Punch
11 Sunny Day	30 Shadow Ball	49 Pay Day
12 Sweet Scent	31 Mud-Slap	50 Nightmare
13 Snore	32 Double Team	H.01 Cut
14 Blizzard	33 Ice Punch	H.02 Fly
15 Hyper Beam	34 Swagger	H.03 Surf
16 Icy Wind	35 Sleep Talk	H.04 Strength
17 Protect	36 Sandstorm	H.05 Rock Smash
18 Rain Dance	37 Sandstorm	H.06 Whirlpool
19 Rage	38 Fire Blast	H.07 Strength

### How to obtain:


Route 101, Silent Hills, 5 Floor Tower, Boulder Mine, Sanskrit Ruins Outside, Route 104, Route 105, Route 112

Fishgroup:  
N/A  
Headbutt:  
N/A

Can be bred from Rattata or Raticate



Level 20



### Egg groups:

Ground

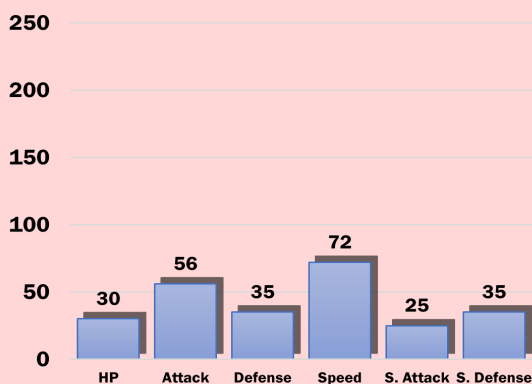
### Wild held item:

N/A

### Learnable TMs and HMs:

## #019 Rattata

### Base Stats



Tutor Moves:  
N/A

Normal

Egg Moves:  
Screech  
Flame Wheel  
Fury Swipes  
Bite  
Counter  
Reversal

### Learnset:

1 - Tackle  
1 - Tail Whip  
7 - Quick Attack  
13 - Hyper Fang  
17 - Body Slam  
20 - Focus Energy  
27 - Pursuit  
34 - Super Fang


01 Synthesis	20 Endure	39 Swift
02 Headbutt	21 Frustration	40 Defense Curl
03 Curse	22 Sandstorm	41 Thunder Punch
04 Rollout	23 Iron Tail	42 Dream Eater
05 Roar	24 Dragonbreath	43 Snore
06 Toxic	25 Thunder	44 Rest
07 Dig	26 Earthquake	45 Attract
08 Flash	27 Return	46 Thief
09 Psychic Up	28 Dig	47 Steel Wing
10 Hidden Power	29 Psychic	48 Fire Punch
11 Sunny Day	30 Shadow Ball	49 Pay Day
12 Sweet Scent	31 Mud-Slap	50 Nightmare
13 Snore	32 Double Team	H.01 Cut
14 Blizzard	33 Ice Punch	H.02 Fly
15 Hyper Beam	34 Swagger	H.03 Surf
16 Icy Wind	35 Sleep Talk	H.04 Strength
17 Protect	36 Sandstorm	H.05 RockSmash
18 Rain Dance	37 Sandstorm	H.06 Whirlpool
19 Rage	38 Fire Blast	H.07 Sludge Bomb

### How to obtain:

Route 112, Dragon's Maw, Route 114, Route 115, Seaside Path, Meridian Path, Urasoe Trail, Kume Point, Isen Lab, Rainbow Island

Fishgroup:  
N/A  
Headbutt:  
N/A

Evolve from Rattata



### Egg groups:

Ground

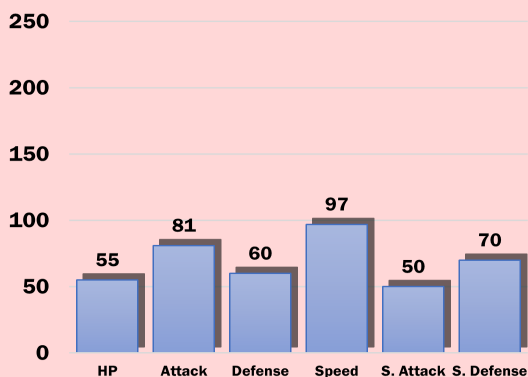
### Wild held item:

N/A

### Learnable TMs and HMs:

## #020 Raticate

### Base Stats



Tutor Moves:  
TB IB

Normal

Egg Moves:  
N/A

### Learnset:

1 - Tackle  
1 - Tail Whip  
1 - Quick Attack  
7 - Quick Attack  
13 - Hyper Fang  
17 - Body Slam  
20 - Scary Face  
30 - Pursuit  
40 - Super Fang


01 Synthesis	20 Endure	39 Swift
02 Headbutt	21 Frustration	40 Defense Curl
03 Curse	22 Sandstorm	41 Thunder Punch
04 Rollout	23 Iron Tail	42 Dream Eater
05 Roar	24 Dragonbreath	43 Snore
06 Toxic	25 Thunder	44 Rest
07 Dig	26 Earthquake	45 Attract
08 Flash	27 Return	46 Thief
09 Psychic Up	28 Dig	47 Steel Wing
10 Hidden Power	29 Psychic	48 Fire Punch
11 Sunny Day	30 Shadow Ball	49 Pay Day
12 Sweet Scent	31 Mud-Slap	50 Nightmare
13 Snore	32 Double Team	H.01 Cut
14 Blizzard	33 Ice Punch	H.02 Fly
15 Hyper Beam	34 Swagger	H.03 Surf
16 Icy Wind	35 Sleep Talk	H.04 Strength
17 Protect	36 Sandstorm	H.05 RockSmash
18 Rain Dance	37 Sandstorm	H.06 Whirlpool
19 Rage	38 Fire Blast	H.07 Sludge Bomb

### How to obtain:


Route 116, Route 118, Jade Forest

Fishgroup:  
N/A  
Headbutt:  
Urban, Town

Can be bred from Spearow or Fearow



Level 20



### Egg groups:

Flying

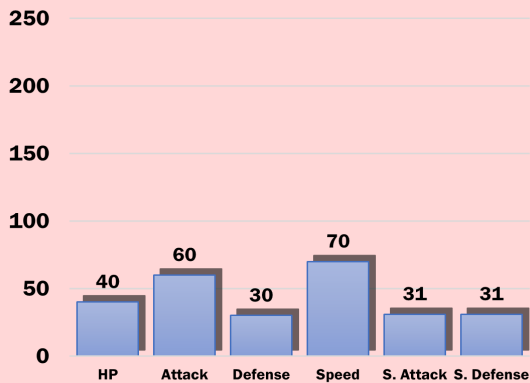
### Wild held item:

N/A

### Learnable TMs and HMs:

## #021 Spearow

### Base Stats



Tutor Moves:  
N/A

Normal

Flying

Egg Moves:  
Faint Attack  
False Swipe  
Scary Face  
Quick Attack  
Tri Attack

### Learnset:

1 - Peck  
1 - Growl  
7 - Leer  
13 - Fury Attack  
25 - Pursuit  
31 - Mirror Move  
37 - Drill Peck  
43 - Agility


01 Synthesis	20 Endure	39 Swift
02 Headbutt	21 Frustration	40 Defense Curl
03 Curse	22 Sandstorm	41 Thunderbolt
04 Rollout	23 Iron Tail	42 Dream Eater
05 Roar	24 Dragonbreath	43 Detect
06 Toxic	25 Thunder	44 Rest
07 Egg Cannon	26 Earthquake	45 Attract
08 Flash	27 Return	46 Thief
09 Psychic Up	28 Dig	47 Steel Wing
10 Hidden Power	29 Psychic	48 Fire Punch
11 Sunny Day	30 Shadow Ball	49 Pay Day
12 Sweet Scent	31 Mud-Slap	50 Nightmare
13 Snore	32 Double Team	H.01 Cut
14 Blizzard	33 Ice Punch	H.02 Fly
15 Hyper Beam	34 Swagger	H.03 Surf
16 Icy Wind	35 Sleep Talk	H.04 Strength
17 Protect	36 Sandstorm	H.05 Rock Smash
18 Rain Dance	37 Sandstorm	H.06 Whirlpool
19 Rage	38 Fire Blast	H.07 Sludge Bomb

### How to obtain:

Seaside Path, Nanjo Forest, Tatsugo Path

Fishgroup:  
N/A  
Headbutt:  
N/A

Evolve from Spearow



### Egg groups:

Flying

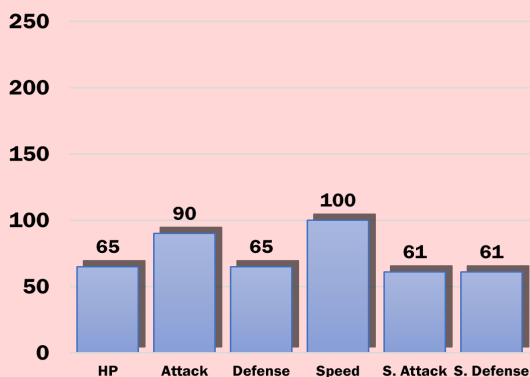
### Wild held item:

Sharp Beak

### Learnable TMs and HMs:

## #022 Fearow

### Base Stats



Tutor Moves:  
N/A

Normal

Flying

Egg Moves:  
N/A

### Learnset:

1 - Peck  
1 - Growl  
1 - Leer  
1 - Fury Attack  
7 - Leer  
13 - Fury Attack  
26 - Pursuit  
32 - Mirror Move  
40 - Drill Peck  
47 - Agility

01 Synthesis	20 Endure	39 Swift
02 Headbutt	21 Frustration	40 Defense Curl
03 Curse	22 Sandstorm	41 Thunderbolt
04 Rollout	23 Iron Tail	42 Dream Eater
05 Roar	24 Dragonbreath	43 Detect
06 Toxic	25 Thunder	44 Rest
07 Egg Cannon	26 Earthquake	45 Attract
08 Flash	27 Return	46 Thief
09 Psychic Up	28 Dig	47 Steel Wing
10 Hidden Power	29 Psychic	48 Fire Punch
11 Sunny Day	30 Shadow Ball	49 Pay Day
12 Sweet Scent	31 Mud-Slap	50 Nightmare
13 Snore	32 Double Team	H.01 Cut
14 Blizzard	33 Ice Punch	H.02 Fly
15 Hyper Beam	34 Swagger	H.03 Surf
16 Icy Wind	35 Sleep Talk	H.04 Strength
17 Protect	36 Sandstorm	H.05 Rock Smash
18 Rain Dance	37 Sandstorm	H.06 Whirlpool
19 Rage	38 Fire Blast	H.07 Sludge Bomb



### How to obtain:


Route 108, Route 109, Route 110,  
Route 112, Dragon's Maw

Fishgroup:  
N/A  
Headbutt:  
Town, Overworld 3

Can be bred from Ekans or Arbok



Level 22



#024 Arbok

Egg groups:  
Ground, Dragon

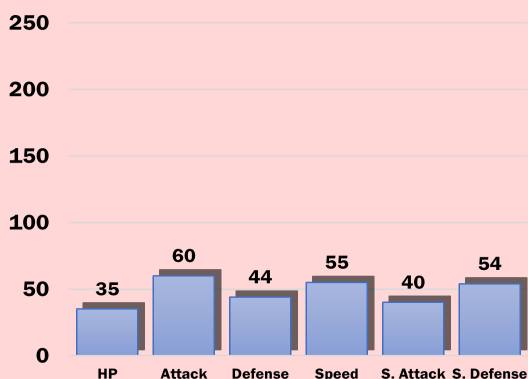
Wild held item:  
Snakeskin

### Learnable TMs and HMs:

01 Synthesis	20 Endure	38 Swift
02 Headbutt	21 Frustration	40 Defense Curl
03 Curse	22 Sandstorm	41 Thunder Punch
04 Rollout	23 Iron Tail	42 Dream Eater
05 Roar	24 Dragonbreath	43 Snore
06 Toxic	25 Thunder	44 Rest
07 Dig	26 Earthquake	45 Attract
08 Flash	27 Return	46 Thief
09 Psychic Up	28 Dig	47 Steel Wing
10 Hidden Power	29 Psychic	48 Fire Punch
11 Sunny Day	30 Shadow Ball	49 Pay Day
12 Sweet Scent	31 Mud-Slap	50 Nightmare
13 Snore	32 Double Team	H.01 Cut
14 Blizzard	33 Ice Punch	H.02 Fly
15 Hyper Beam	34 Swagger	H.03 Surf
16 Icy Wind	35 Sleep Talk	H.04 Strength
17 Protect	36 Sludge Bomb	H.05 Rock Smash
18 Rain Dance	37 Sandstorm	H.06 Whirlpool
19 Giga Drain	38 Fire Blast	H.07 Waterfall

## #023 Ekans

### Base Stats



Tutor Moves:  
N/A

Poison

Egg Moves:  
Pursuit  
Slam  
Spite  
Beat Up  
Crunch

### Learnset:

1 - Wrap  
1 - Leer  
9 - Poison Sting  
15 - Bite  
23 - Glare  
29 - Screech  
33 - Crunch  
37 - Acid  
43 - Slam

### How to obtain:

Dragon's Maw, Route 115, Meridian  
Path, Motobu Path

Fishgroup:  
N/A  
Headbutt:  
N/A

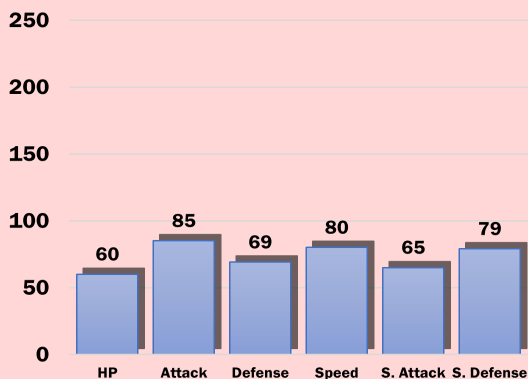
Evolve from Ekans



#023 Ekans

## #024 Arbok

### Base Stats



Tutor Moves:  
N/A

Poison

Egg Moves:  
N/A

### Learnset:

1 - Wrap  
1 - Leer  
1 - Poison Sting  
1 - Bite  
9 - Poison Sting  
15 - Bite  
25 - Glare  
29 - Screech  
37 - Crunch  
43 - Acid  
51 - Slam

Egg groups:  
Ground, Dragon

Wild held item:  
Snakeskin

### Learnable TMs and HMs:


01 Synthesis	20 Endure	38 Swift
02 Headbutt	21 Frustration	40 Defense Curl
03 Curse	22 Sandstorm	41 Thunder Punch
04 Rollout	23 Iron Tail	42 Dream Eater
05 Roar	24 Dragonbreath	43 Snore
06 Toxic	25 Thunder	44 Rest
07 Dig	26 Earthquake	45 Attract
08 Flash	27 Return	46 Thief
09 Psychic Up	28 Dig	47 Steel Wing
10 Hidden Power	29 Psychic	48 Fire Punch
11 Sunny Day	30 Shadow Ball	49 Pay Day
12 Sweet Scent	31 Mud-Slap	50 Nightmare
13 Snore	32 Double Team	H.01 Cut
14 Blizzard	33 Ice Punch	H.02 Fly
15 Hyper Beam	34 Swagger	H.03 Surf
16 Icy Wind	35 Sleep Talk	H.04 Strength
17 Protect	36 Sludge Bomb	H.05 Rock Smash
18 Rain Dance	37 Sandstorm	H.06 Whirlpool
19 Giga Drain	38 Fire Blast	H.07 Waterfall

### How to obtain:

Route 106, Rainbow Island

Fishgroup:  
N/A  
Headbutt:  
N/A

Evolve from Pichu, Can be purchased at Kanto Region Game Corner



#172 Pichu

## #025 Pikachu

Thunderstone



#026 Raichu

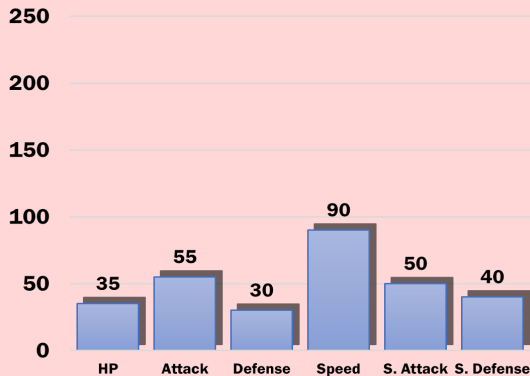
Egg groups:  
Ground, Fairy

Wild held item:  
Light Ball

### Learnable TMs and HMs:

01 Dynamicpunch	20 Endure	39 Swift
02 Headbutt	21 Frustration	40 Defense Curl
03 Curse	22 Sandstorm	41 ThunderPunch
04 Rollout	23 Iron Tail	42 Dream Eater
05 Growl	24 Dragonbreath	43 Detect
06 Toxic	25 Thunder	44 Rest
07 Zap Cannon	26 Earthquake	45 Attract
08 Flash	27 Return	46 Thief
09 Psychic Up	28 Dig	47 Steel Wing
10 Hidden Power	29 Psychic	48 Fire Punch
11 Sunny Day	30 Shadow Ball	49 Pay Back
12 Sweet Scent	31 Mud-Slap	50 Nightmare
13 Snore	32 Double Team	H.01 Cut
14 Blizzard	33 Ice Punch	H.02 Fly
15 Hyper Beam	34 Swagger	H.03 Surf
16 Icy Wind	35 Sleep Talk	H.04 Strength
17 Protect	36 Sandstorm	H.05 Rock Smash
18 Rain Dance	37 Sandstorm	H.06 Whirlpool
19 Rage	38 Fire Blast	H.07 Waterfall

### Base Stats



### Tutor Moves:

TB

Electric

Egg Moves:  
N/A

### Learnset:


1 - Thundershock  
1 - Growl  
6 - Tail Whip  
8 - Thunder Wave  
11 - Quick Attack  
15 - Double Team  
20 - Slam  
26 - Thunderbolt  
33 - Agility  
41 - Thunder  
50 - Light Screen

### How to obtain:

No wild encounters

Fishgroup:  
N/A  
Headbutt:  
N/A

Evolve from Pikachu



#025 Pikachu

## #026 Raichu

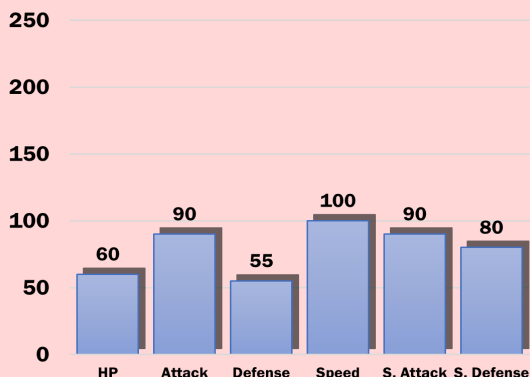
Egg groups:  
Ground, Fairy

Wild held item:  
N/A

### Learnable TMs and HMs:

01 Dynamicpunch	20 Endure	39 Swift
02 Headbutt	21 Frustration	40 Defense Curl
03 Curse	22 Sandstorm	41 ThunderPunch
04 Rollout	23 Iron Tail	42 Dream Eater
05 Growl	24 Dragonbreath	43 Detect
06 Toxic	25 Thunder	44 Rest
07 Zap Cannon	26 Earthquake	45 Attract
08 Flash	27 Return	46 Thief
09 Psychic Up	28 Dig	47 Steel Wing
10 Hidden Power	29 Psychic	48 Fire Punch
11 Sunny Day	30 Shadow Ball	49 Pay Back
12 Sweet Scent	31 Mud-Slap	50 Nightmare
13 Snore	32 Double Team	H.01 Cut
14 Blizzard	33 Ice Punch	H.02 Fly
15 Hyper Beam	34 Swagger	H.03 Surf
16 Icy Wind	35 Sleep Talk	H.04 Strength
17 Protect	36 Sandstorm	H.05 Rock Smash
18 Rain Dance	37 Sandstorm	H.06 Whirlpool
19 Rage	38 Fire Blast	H.07 Waterfall

### Base Stats



### Tutor Moves:

TB

Electric

Egg Moves:  
N/A

### Learnset:

1 - Thundershock  
1 - Tail Whip  
1 - Quick Attack  
1 - Thunderbolt

### How to obtain:


Boulder Mine

Fishgroup:  
N/A  
Headbutt:  
N/A

Can be bred from Sandshrew or Sandslash



Level 22



### Egg groups:

Ground

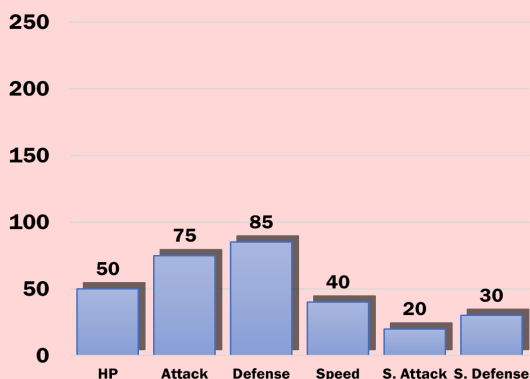
### Wild held item:

Confuse Claw

### Learnable TMs and HMs:

## #027 Sandshrew

### Base Stats



Tutor Moves:  
N/A

Ground

Egg Moves:  
Flail  
Safeguard  
Counter  
Rapid Spin  
Metal Claw

### Learnset:

1 - Scratch  
6 - Defense Curl  
11 - Sand Attack  
17 - Poison Sting  
23 - Slash  
30 - Swift  
34 - Focus Energy  
37 - Fury Swipes  
45 - Sandstorm


01 Dynamicpunch	20 Endure	39 Swift
02 Headbutt	21 Frustration	40 Defense Curl
03 Curse	22 Sandstorm	41 ThunderPunch
04 Rollout	23 Iron Tail	42 Dream Eater
05 Growl	24 Dragonbreath	43 Detect
06 Toxic	25 Thunder	44 Rest
07 Dig	26 Earthquake	45 Attract
08 Flash	27 Return	46 Thief
09 Psychic Up	28 Dig	47 Steel Wing
10 Hidden Power	29 Psychic	48 Fire Punch
11 Sunny Day	30 Shadow Ball	49 Fury Cutter
12 Sweet Scent	31 Mud-Slap	50 Nightmare
13 Snore	32 Double Team	H.01 Cut
14 Blizzard	33 Ice Punch	H.02 Fly
15 Hyper Beam	34 Swagger	H.03 Surf
16 Icy Wind	35 Sleep Talk	H.04 Strength
17 Protect	36 Sandstorm	H.05 RockSmash
18 Rain Dance	37 Sandstorm	H.06 Whirlpool
19 Rage	38 Fire Blast	H.07 Sandstorm

### How to obtain:

No wild encounters

Fishgroup:  
N/A  
Headbutt:  
N/A

Evolve from Sandshrew



## #028 Sandslash

### Egg groups:

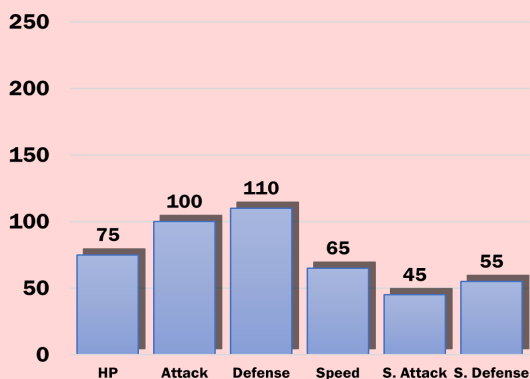
Ground

### Wild held item:

N/A

### Learnable TMs and HMs:

### Base Stats



Tutor Moves:  
N/A

Ground

Egg Moves:  
N/A

### Learnset:

1 - Scratch  
1 - Defense Curl  
1 - Sand Attack  
6 - Defense Curl  
11 - Sand Attack  
17 - Poison Sting  
24 - Slash  
33 - Swift  
37 - Focus Energy  
42 - Fury Swipes  
52 - Sandstorm

01 Dynamicpunch	20 Endure	39 Swift
02 Headbutt	21 Frustration	40 Defense Curl
03 Curse	22 Sandstorm	41 ThunderPunch
04 Rollout	23 Iron Tail	42 Dream Eater
05 Growl	24 Dragonbreath	43 Detect
06 Toxic	25 Thunder	44 Rest
07 Dig	26 Earthquake	45 Attract
08 Flash	27 Return	46 Thief
09 Psychic Up	28 Dig	47 Steel Wing
10 Hidden Power	29 Psychic	48 Fire Punch
11 Sunny Day	30 Shadow Ball	49 Fury Cutter
12 Sweet Scent	31 Mud-Slap	50 Nightmare
13 Snore	32 Double Team	H.01 Cut
14 Blizzard	33 Ice Punch	H.02 Fly
15 Hyper Beam	34 Swagger	H.03 Surf
16 Icy Wind	35 Sleep Talk	H.04 Strength
17 Protect	36 Sandstorm	H.05 RockSmash
18 Rain Dance	37 Sandstorm	H.06 Whirlpool
19 Rage	38 Fire Blast	H.07 Sandstorm

### How to obtain:

Route 103

Fishgroup:  
N/A  
Headbutt:  
N/A

Can be bred from Nidoran♀



Level 16



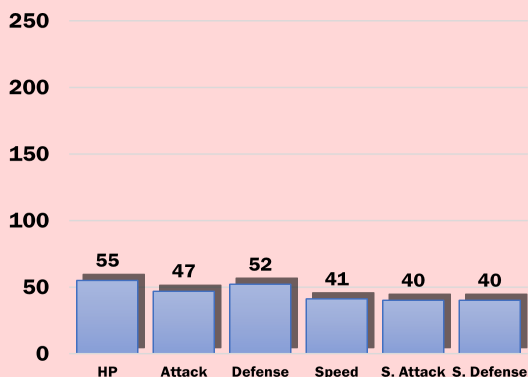
Egg groups:  
Monster, Ground

Wild held item:  
TM 43 Detect

### Learnable TMs and HMs:

## #029 Nidoran♀

### Base Stats



### Tutor Moves:

TB

Poison

### Egg Moves:

Supersonic  
Disable  
Take Down  
Focus Energy  
Counter  
Beat Up

### Learnset:

1 - Growl  
1 - Scratch  
8 - Tail Whip  
12 - Double Kick  
17 - Poison Sting  
20 - Bite  
23 - Fury Swipes  
30 - Charm  
38 - Crunch

01 Supersonic	20 Endure	38 Swift
02 Headbutt	21 Frustration	40 Defense Curl
03 Curse	22 Sandstorm	41 Thunder Punch
04 Rollout	23 Iron Tail	42 Dream Eater
05 Growl	24 Dragonbreath	43 Detect
06 Toxic	25 Thunder	44 Rest
07 Fog	26 Earthquake	45 Attract
08 Flash	27 Return	46 Thief
09 Psychic Up	28 Dig	47 Steel Wing
10 Hidden Power	29 Psychic	48 Fire Punch
11 Sunny Day	30 Shadow Ball	49 Pay Day
12 Sweet Scent	31 Mud-Slap	50 Nightmare
13 Snore	32 Double Team	H.01 Cut
14 Blizzard	33 Ice Punch	H.02 Fly
15 Hyper Beam	34 Swagger	H.03 Surf
16 Icy Wind	35 Sleep Talk	H.04 Strength
17 Protect	36 Sludge Bomb	H.05 Rock Smash
18 Rain Dance	37 Sandstorm	H.06 Whirlpool
19 Rage	38 Fire Blast	H.07 Sludge Bomb

### How to obtain:

Route 112, Dragon's Maw, Urasoe Park

Fishgroup:  
N/A  
Headbutt:  
N/A

Evolve from Nidoran♀



#029 Nidoran♀



Moon Stone



#031 Nidoqueen

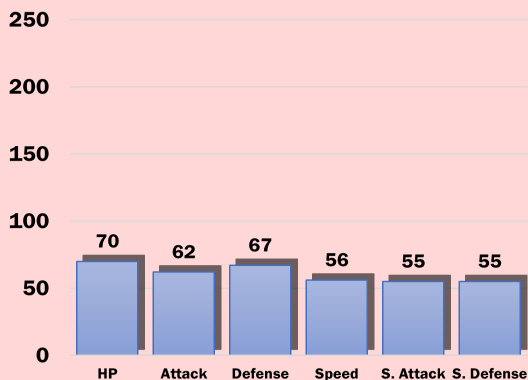
Egg groups:  
N/A

Wild held item:  
N/A

### Learnable TMs and HMs:

## #030 Nidorina

### Base Stats



### Tutor Moves:

TB IB

Poison

### Egg Moves:

N/A

### Learnset:

1 - Growl  
1 - Scratch  
8 - Tail Whip  
12 - Double Kick  
18 - Poison Sting  
22 - Bite  
26 - Fury Swipes  
34 - Charm  
43 - Crunch

01 Supersonic	20 Endure	38 Swift
02 Headbutt	21 Frustration	40 Defense Curl
03 Curse	22 Sandstorm	41 Thunder Punch
04 Rollout	23 Iron Tail	42 Dream Eater
05 Growl	24 Dragonbreath	43 Detect
06 Toxic	25 Thunder	44 Rest
07 Fog	26 Earthquake	45 Attract
08 Flash	27 Return	46 Thief
09 Psychic Up	28 Dig	47 Steel Wing
10 Hidden Power	29 Psychic	48 Fire Punch
11 Sunny Day	30 Shadow Ball	49 Pay Day
12 Sweet Scent	31 Mud-Slap	50 Nightmare
13 Snore	32 Double Team	H.01 Cut
14 Blizzard	33 Ice Punch	H.02 Fly
15 Hyper Beam	34 Swagger	H.03 Surf
16 Icy Wind	35 Sleep Talk	H.04 Strength
17 Protect	36 Sludge Bomb	H.05 Rock Smash
18 Rain Dance	37 Sandstorm	H.06 Whirlpool
19 Rage	38 Fire Blast	H.07 Sludge Bomb




### How to obtain:

No wild encounters

Fishgroup:  
N/A  
Headbutt:  
N/A

Evolve from Nidorina



## #031 Nidoqueen

### Egg groups:

N/A

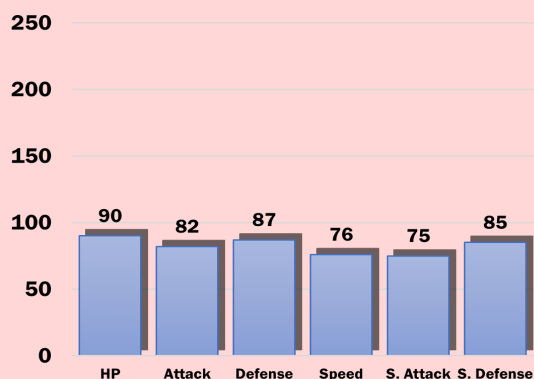
### Wild held item:

N/A

### Learnable TMs and HMs:

01 Dynamicpunch	20 Endure	39 Swift
02 Headbutt	21 Frustration	40 Defense Curl
03 Curse	22 Sandstorm	41 ThunderPunch
04 Rollout	23 Iron Tail	42 Dream Eater
05 Roar	24 Dragonbreath	43 Detect
06 Toxic	25 Thunder	44 Rest
07 Dig	26 Earthquake	45 Attract
08 Flash	27 Return	46 Thief
09 Psychic Up	28 Dig	47 Steel Wing
10 Hidden Power	29 Psychic	48 Fire Punch
11 Sunny Day	30 Shadow Ball	49 Fury Cutter
12 Sweet Scent	31 Mud-Slap	50 Nightmare
13 Snore	32 Double Team	H.01 Cut
14 Blizzard	33 Ice Punch	H.02 Fly
15 Hyper Beam	34 Swagger	H.03 Surf
16 Icy Wind	35 Sleep Talk	H.04 Strength
17 Protect	36 Sandstorm	H.05 RockSmash
18 Rain Dance	37 Sandstorm	H.06 Whirlpool
19 Rage	38 Fire Blast	H.07 Sludge Bomb

### Base Stats



### Tutor Moves:

FT TB IB

Poison

Ground

Egg Moves:  
N/A

### Learnset:

1 - Tackle  
1 - Scratch  
1 - Double Kick  
1 - Tail Whip  
34 - Body Slam  
45 - Submission

### How to obtain:

Route 103

Fishgroup:  
N/A  
Headbutt:  
N/A

Can be bred from Nidoran♂ (w/Ditto), Nidorino (w/Ditto), or Nidoking (w/Ditto)



Level 16



## #032 Nidoran♂

### Egg groups:

Monster, Ground

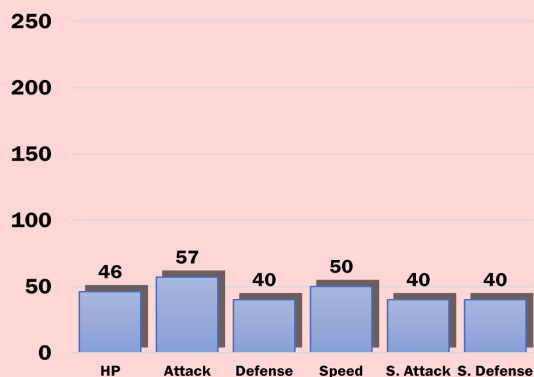
### Wild held item:

TM 43 Detect

### Learnable TMs and HMs:

01 Dynamicpunch	20 Endure	39 Swift
02 Headbutt	21 Frustration	40 Defense Curl
03 Curse	22 Sandstorm	41 ThunderPunch
04 Rollout	23 Iron Tail	42 Dream Eater
05 Roar	24 Dragonbreath	43 Detect
06 Toxic	25 Thunder	44 Rest
07 Dig	26 Earthquake	45 Attract
08 Flash	27 Return	46 Thief
09 Psychic Up	28 Dig	47 Steel Wing
10 Hidden Power	29 Psychic	48 Fire Punch
11 Sunny Day	30 Shadow Ball	49 Fury Cutter
12 Sweet Scent	31 Mud-Slap	50 Nightmare
13 Snore	32 Double Team	H.01 Cut
14 Blizzard	33 Ice Punch	H.02 Fly
15 Hyper Beam	34 Swagger	H.03 Surf
16 Icy Wind	35 Sleep Talk	H.04 Strength
17 Protect	36 Sandstorm	H.05 RockSmash
18 Rain Dance	37 Sandstorm	H.06 Whirlpool
19 Rage	38 Fire Blast	H.07 Sludge Bomb

### Base Stats



### Tutor Moves:

TB

Poison

Egg Moves:  
Supersonic  
Disable  
Take Down  
Confusion  
Amnesia  
Counter  
Beat Up

### Learnset:

1 - Leer  
1 - Peck  
8 - Focus Energy  
12 - Double Kick  
17 - Poison Sting  
20 - Horn Attack  
23 - Fury Attack  
30 - Swagger  
38 - Horn Drill

### How to obtain:

Route 112, Dragon's Maw, Urasoe Park

Fishgroup:  
N/A  
Headbutt:  
N/A

Evolve from Nidoran♂



### Egg groups:

Monster, Ground

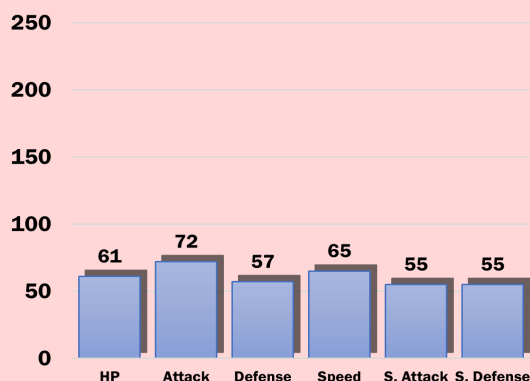
### Wild held item:

N/A

### Learnable TMs and HMs:

## #033 Nidorino

### Base Stats



### Tutor Moves:

TB IB

Poison

Egg Moves:  
N/A

### Learnset:

1 - Leer  
1 - Peck  
8 - Focus Energy  
12 - Double Kick  
18 - Poison Sting  
22 - Horn Attack  
26 - Fury Attack  
34 - Swagger  
43 - Horn Drill

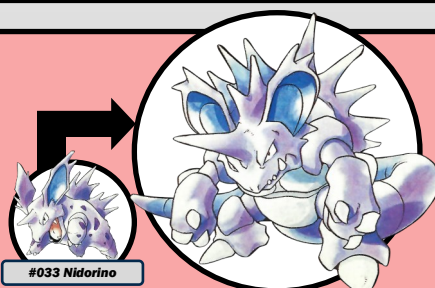
01 Dynamicpunch	20 Endure	38 Swift
02 Headbutt	21 Frustration	40 Defense Curl
03 Curse	22 Sandstorm	41 ThunderPunch
04 Rollout	23 Iron Tail	42 Dream Eater
05 Roar	24 Dragonbreath	43 Detect
06 Toxic	25 Thunder	44 Rest
07 Dig	26 Earthquake	45 Attract
08 Flash	27 Return	46 Thief
09 Psychic-Up	28 Dig	47 Steel Wing
10 Hidden Power	29 Psychic	48 Fire Punch
11 Sunny Day	30 Shadow Ball	49 Fury Cutter
12 Sweet Scent	31 Mud-Slap	50 Nightmare
13 Snore	32 Double Team	H.01 Cut
14 Blizzard	33 Ice Punch	H.02 Fly
15 Hyper Beam	34 Swagger	H.03 Surf
16 Icy Wind	35 Sleep Talk	H.04 Strength
17 Protect	36 Sludge Bomb	H.05 RockSmash
18 Rain Dance	37 Sandstorm	H.06 Whirlpool
19 Rage	38 Fire Blast	H.07 StoneEdge

### How to obtain:

No wild encounters

Fishgroup:  
N/A  
Headbutt:  
N/A

Evolve from Nidorino



### Egg groups:

Monster, Ground

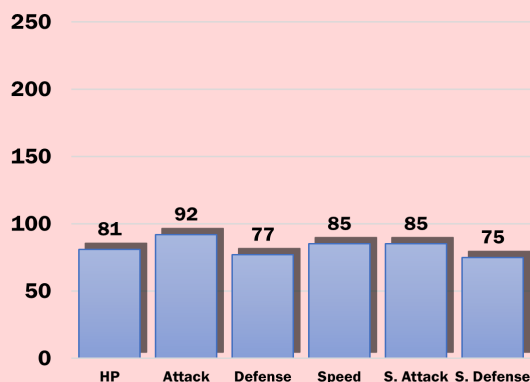
### Wild held item:

N/A

### Learnable TMs and HMs:

## #034 Nidoking

### Base Stats



### Tutor Moves:

FT TB IB

Poison

Ground

Egg Moves:  
N/A

### Learnset:

1 - Tackle  
1 - Horn Attack  
1 - Double Kick  
1 - Poison Sting  
34 - Thrash  
45 - Megahorn

01 Dynamicpunch	20 Endure	38 Swift
02 Headbutt	21 Frustration	40 Defense Curl
03 Curse	22 Sandstorm	41 ThunderPunch
04 Rollout	23 Iron Tail	42 Dream Eater
05 Roar	24 Dragonbreath	43 Detect
06 Toxic	25 Thunder	44 Rest
07 Dig	26 Earthquake	45 Attract
08 Flash	27 Return	46 Thief
09 Psychic-Up	28 Dig	47 Steel Wing
10 Hidden Power	29 Psychic	48 Fire Punch
11 Sunny Day	30 Shadow Ball	49 Fury Cutter
12 Sweet Scent	31 Mud-Slap	50 Nightmare
13 Snore	32 Double Team	H.01 Cut
14 Blizzard	33 Ice Punch	H.02 Fly
15 Hyper Beam	34 Swagger	H.03 Surf
16 Icy Wind	35 Sleep Talk	H.04 Strength
17 Protect	36 Sludge Bomb	H.05 RockSmash
18 Rain Dance	37 Sandstorm	H.06 Whirlpool
19 Rage	38 Fire Blast	H.07 StoneEdge

### How to obtain:

Route 118

Fishgroup:  
N/A  
Headbutt:  
N/A

Evolve from Cleffa



### Egg groups:

Fairy

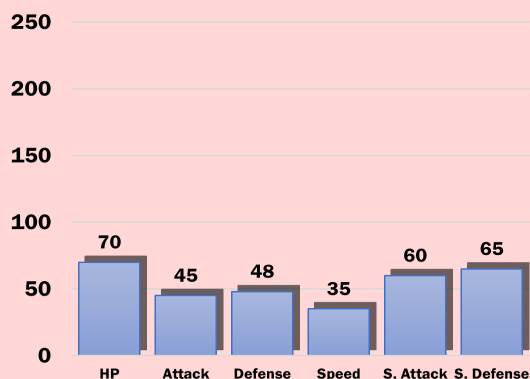
### Wild held item:

Moon Stone

### Learnable TMs and HMs:

## #035 Clefairy

### Base Stats



### Tutor Moves:

FT TB IB

Normal

Egg Moves:  
N/A

### Learnset:

- 1 - Pound
- 1 - Growl
- 4 - Encore
- 8 - Sing
- 13 - DoubleSlap
- 15 - Mimic
- 19 - Minimize
- 26 - Defense Curl
- 34 - Metronome
- 43 - Moonlight
- 53 - Light Screen


01 Dynamicpunch	20 Endure	39 Swift
02 Headbutt	21 Frustration	40 Defense Curl
03 Curse	22 SolarBeam	41 ThunderPunch
04 Rollout	23 Iron Tail	42 Dream Eater
05 Growl	24 Dragonbreath	43 Detect
06 Toxic	25 Thunder	44 Rest
07 Zap Cannon	26 Earthquake	45 Attract
08 Flash	27 Return	46 Thief
09 Psych Up	28 Dig	47 Steel Wing
10 Hidden Power	29 Psychic	48 Fire Punch
11 Sunny Day	30 Shadow Ball	49 Fairy Catcher
12 Sweet Scent	31 Mud-Slap	50 Nightmare
13 Snore	32 Double Team	H.01 Cut
14 Blizzard	33 Ice Punch	H.02 Fly
15 Hyper Beam	34 Swagger	H.03 Surf
16 Icy Wind	35 Sleep Talk	H.04 Strength
17 Protect	36 Sandstorm	H.05 Rock Smash
18 Rain Dance	37 Sandstorm	H.06 Whirlpool
19 Light Screen	38 Fire Blast	H.07 Waterfall

### How to obtain:

No wild encounters

Fishgroup:  
N/A  
Headbutt:  
N/A

Evolve from Clefairy



### Egg groups:

Fairy

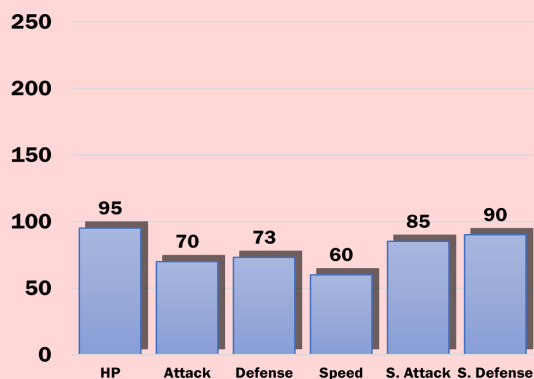
### Wild held item:

N/A

### Learnable TMs and HMs:

## #036 Clefable

### Base Stats



### Tutor Moves:

FT TB IB

Normal

Egg Moves:  
N/A

### Learnset:

- 1 - Sing
- 1 - DoubleSlap
- 1 - Metronome
- 1 - Moonlight


01 Dynamicpunch	20 Endure	39 Swift
02 Headbutt	21 Frustration	40 Defense Curl
03 Curse	22 SolarBeam	41 ThunderPunch
04 Rollout	23 Iron Tail	42 Dream Eater
05 Growl	24 Dragonbreath	43 Detect
06 Toxic	25 Thunder	44 Rest
07 Zap Cannon	26 Earthquake	45 Attract
08 Flash	27 Return	46 Thief
09 Psych Up	28 Dig	47 Steel Wing
10 Hidden Power	29 Psychic	48 Fire Punch
11 Sunny Day	30 Shadow Ball	49 Fairy Catcher
12 Sweet Scent	31 Mud-Slap	50 Nightmare
13 Snore	32 Double Team	H.01 Cut
14 Blizzard	33 Ice Punch	H.02 Fly
15 Hyper Beam	34 Swagger	H.03 Surf
16 Icy Wind	35 Sleep Talk	H.04 Strength
17 Protect	36 Sandstorm	H.05 Rock Smash
18 Rain Dance	37 Sandstorm	H.06 Whirlpool
19 Light Screen	38 Fire Blast	H.07 Waterfall

### How to obtain:

Route 103

Fishgroup:  
N/A  
Headbutt:  
N/A

Evolve from Vulpix



Fire Stone



### Egg groups:

Ground

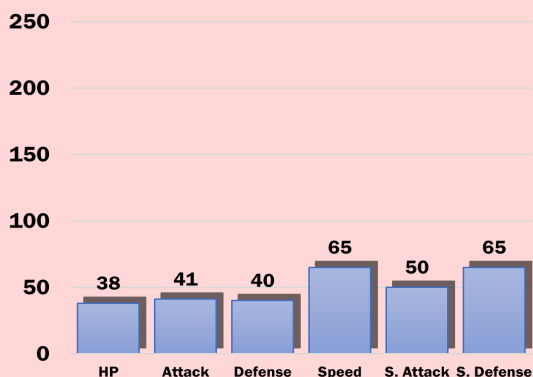
### Wild held item:

Fire Tail

### Learnable TMs and HMs:

## #037 Vulpix

### Base Stats



### Tutor Moves:

FT

Fire

Egg Moves:  
N/A

### Learnset:

1 - Ember  
1 - Tail Whip  
7 - Quick Attack  
13 - Roar  
19 - Foresight  
25 - Fire Spin  
37 - Confuse Ray  
41 - Double Team  
47 - Flamethrower


01 Synthesis	20 Endure	39 Swift
02 Headbutt	21 Frustration	40 Defense Curl
03 Curse	22 Sandstorm	41 Thunder Punch
04 Rollout	23 Iron Tail	42 Dream Eater
05 Roar	24 Dragonbreath	43 Snore
06 Toxic	25 Thunder	44 Rest
07 Dig	26 Earthquake	45 Attract
08 Flash	27 Return	46 Thief
09 Psychic Up	28 Dig	47 Steel Wing
10 Hidden Power	29 Psychic	48 Fire Punch
11 Sunny Day	30 Shadow Ball	49 Pay Day
12 Sweet Scent	31 Mud-Slap	50 Nightmare
13 Snore	32 Double Team	H.01 Cut
14 Blizzard	33 Ice Punch	H.02 Fly
15 Hyper Beam	34 Swagger	H.03 Surf
16 Icy Wind	35 Sleep Talk	H.04 Strength
17 Protect	36 Sludge Bomb	H.05 Rock Smash
18 Rain Dance	37 Sandstorm	H.06 Whirlpool
19 Rage	38 Fire Blast	H.07 Waterfall

### How to obtain:

No wild encounters

Fishgroup:  
N/A  
Headbutt:  
N/A

Evolve from Vulpix



## #038 Ninetales

### Egg groups:

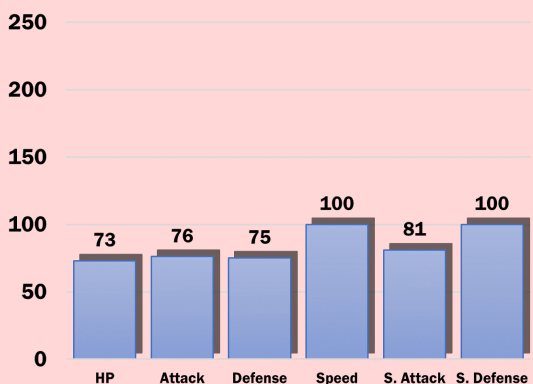
Ground

### Wild held item:

N/A

### Learnable TMs and HMs:

### Base Stats



### Tutor Moves:

FT

Fire

Egg Moves:  
N/A

### Learnset:

1 - Ember  
1 - Quick Attack  
1 - Confuse Ray  
1 - Safeguard  
47 - Flamethrower

01 Synthesis	20 Endure	39 Swift
02 Headbutt	21 Frustration	40 Defense Curl
03 Curse	22 Sandstorm	41 Thunder Punch
04 Rollout	23 Iron Tail	42 Dream Eater
05 Roar	24 Dragonbreath	43 Snore
06 Toxic	25 Thunder	44 Rest
07 Dig	26 Earthquake	45 Attract
08 Flash	27 Return	46 Thief
09 Psychic Up	28 Dig	47 Steel Wing
10 Hidden Power	29 Psychic	48 Fire Punch
11 Sunny Day	30 Shadow Ball	49 Pay Day
12 Sweet Scent	31 Mud-Slap	50 Nightmare
13 Snore	32 Double Team	H.01 Cut
14 Blizzard	33 Ice Punch	H.02 Fly
15 Hyper Beam	34 Swagger	H.03 Surf
16 Icy Wind	35 Sleep Talk	H.04 Strength
17 Protect	36 Sludge Bomb	H.05 Rock Smash
18 Rain Dance	37 Sandstorm	H.06 Whirlpool
19 Rage	38 Fire Blast	H.07 Waterfall



### How to obtain:


Route 114, Rainbow Island

Fishgroup:  
N/A  
Headbutt:  
N/A

Evolve from Igglybuff



#174 Igglybuff



Moon Stone



#040 Wigglytuff

### Egg groups:

Fairy

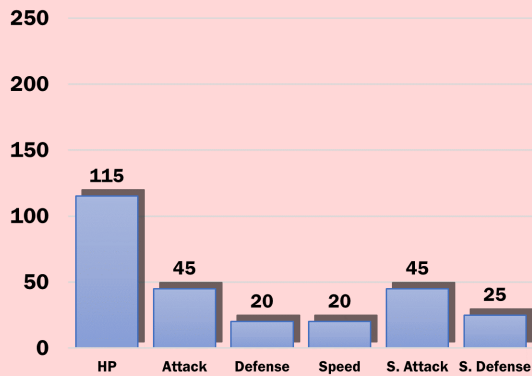
### Wild held item:

Polkadot Bow

### Learnable TMs and HMs:

## #039 Jigglypuff

### Base Stats



### Tutor Moves:

FT TB IB

Normal

Egg Moves:  
N/A

### Learnset:

1 - Sing  
4 - Defense Curl  
9 - Pound  
14 - Disable  
19 - Rollout  
24 - Doubleslap  
29 - Rest  
34 - Body Slam  
39 - Double Edge

01 Dynamicpunch	20 Endure	39 Swift
02 Headbutt	21 Frustration	40 Defense Curl
03 Curse	22 SolarBeam	41 ThunderPunch
04 Rollout	23 Iron Tail	42 Dream Eater
05 Growl	24 Dragonbreath	43 Detect
06 Toxic	25 Thunder	44 Rest
07 Zap Cannon	26 Earthquake	45 Attract
08 Flash	27 Return	46 Thief
09 Psych Up	28 Dig	47 Steel Wing
10 Hidden Power	29 Psychic	48 Fire Punch
11 Sunny Day	30 Shadow Ball	49 Fairy Catcher
12 Sweet Scent	31 Mud-Slap	50 Nightmare
13 Snore	32 Double Team	H.01 Cut
14 Blizzard	33 Ice Punch	H.02 Fly
15 Hyper Beam	34 Swagger	H.03 Surf
16 Icy Wind	35 Sleep Talk	H.04 Strength
17 Protect	36 Sludge Bomb	H.05 Rock Smash
18 Rain Dance	37 Sandstorm	H.06 Whirlpool
19 Rage	38 Fire Blast	H.07 Strength

### How to obtain:


No wild encounters

Fishgroup:  
N/A  
Headbutt:  
N/A

Evolve from Jigglypuff, Can obtain by NPC Trade in Ryukyu City



#039 Jigglypuff



### Egg groups:

Fairy

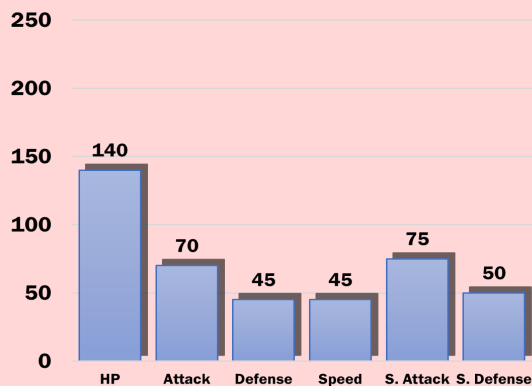
### Wild held item:

N/A

### Learnable TMs and HMs:

## #040 Wigglytuff

### Base Stats



### Tutor Moves:

FT TB IB

Normal

Egg Moves:  
N/A

### Learnset:

1 - Sing  
1 - Disable  
1 - Defense Curl  
1 - Doubleslap


01 Dynamicpunch	20 Endure	39 Swift
02 Headbutt	21 Frustration	40 Defense Curl
03 Curse	22 SolarBeam	41 ThunderPunch
04 Rollout	23 Iron Tail	42 Dream Eater
05 Growl	24 Dragonbreath	43 Detect
06 Toxic	25 Thunder	44 Rest
07 Zap Cannon	26 Earthquake	45 Attract
08 Flash	27 Return	46 Thief
09 Psych Up	28 Dig	47 Steel Wing
10 Hidden Power	29 Psychic	48 Fire Punch
11 Sunny Day	30 Shadow Ball	49 Fairy Catcher
12 Sweet Scent	31 Mud-Slap	50 Nightmare
13 Snore	32 Double Team	H.01 Cut
14 Blizzard	33 Ice Punch	H.02 Fly
15 Hyper Beam	34 Swagger	H.03 Surf
16 Icy Wind	35 Sleep Talk	H.04 Strength
17 Protect	36 Sludge Bomb	H.05 Rock Smash
18 Rain Dance	37 Sandstorm	H.06 Whirlpool
19 Rage	38 Fire Blast	H.07 Strength

#### How to obtain:


Boulder Mine, Slowpoke Well, Endon Cave, Ampare Cavern, Deepwater Passage

Fishgroup:  
N/A  
Headbutt:  
N/A

Can be bred from Zubat or Golbat



Level 22



#### Egg groups:

Flying

#### Wild held item:

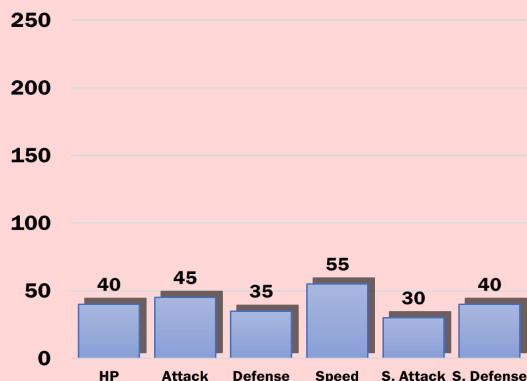
N/A

#### Learnable TMs and HMs:

01 Synthesis	20 Endure	39 Swift
02 Headbutt	21 Frustration	40 Defense Curl
03 Curse	22 Sandstorm	41 Thunder Punch
04 Rollout	23 Iron Tail	42 Dream Eater
05 Roar	24 Dragonbreath	43 Detect
06 Toxic	25 Thunder	44 Rest
07 Fog Cannon	26 Earthquake	45 Attract
08 Flash	27 Return	46 Thief
09 Psychic Up	28 Dig	47 Steel Wing
10 Hidden Power	29 Psychic	48 Fire Punch
11 Sunny Day	30 Shadow Ball	49 Pay Day
12 Sweet Scent	31 Mud-Slap	50 Nightmare
13 Snore	32 Double Team	H.01 Cut
14 Blizzard	33 Ice Punch	H.02 Fly
15 Hyper Beam	34 Swagger	H.03 Surf
16 Icy Wind	35 Sleep Talk	H.04 Strength
17 Protect	36 Sludge Bomb	H.05 Rock Smash
18 Rain Dance	37 Sandstorm	H.06 Whirlpool
19 Giga Drain	38 Fire Blast	H.07 Sludge Bomb

## #041 Zubat

### Base Stats



Tutor Moves:  
N/A

Poison

Flying

Egg Moves:  
Quick Attack  
Pursuit  
Faint Attack  
Gust  
Whirlwind

#### Learnset:

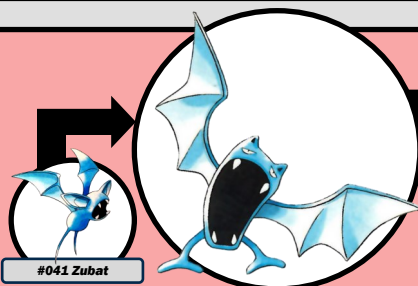
1 - Leech Life  
6 - Supersonic  
12 - Bite  
19 - Confuse Ray  
27 - Wing Attack  
36 - Mean Look  
46 - Haze

#### How to obtain:

Dragon's Maw, Mt. Fuji Interior, Joule Cave, Iced Cavern, Tatsugo Path

Fishgroup:  
N/A  
Headbutt:  
N/A

Evolve from Zubat



#041 Zubat

Happiness



#169 Crobat

#### Egg groups:

Flying

#### Wild held item:

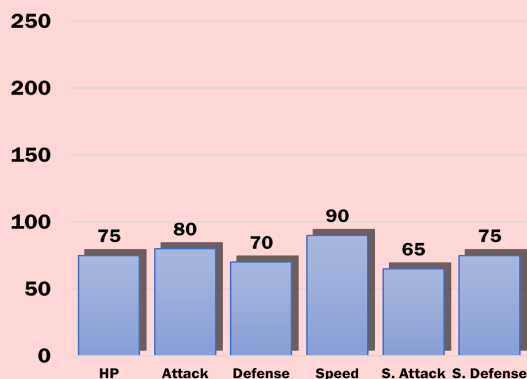
N/A

#### Learnable TMs and HMs:

01 Synthesis	20 Endure	39 Swift
02 Headbutt	21 Frustration	40 Defense Curl
03 Curse	22 Sandstorm	41 Thunder Punch
04 Rollout	23 Iron Tail	42 Dream Eater
05 Roar	24 Dragonbreath	43 Detect
06 Toxic	25 Thunder	44 Rest
07 Fog Cannon	26 Earthquake	45 Attract
08 Flash	27 Return	46 Thief
09 Psychic Up	28 Dig	47 Steel Wing
10 Hidden Power	29 Psychic	48 Fire Punch
11 Sunny Day	30 Shadow Ball	49 Pay Day
12 Sweet Scent	31 Mud-Slap	50 Nightmare
13 Snore	32 Double Team	H.01 Cut
14 Blizzard	33 Ice Punch	H.02 Fly
15 Hyper Beam	34 Swagger	H.03 Surf
16 Icy Wind	35 Sleep Talk	H.04 Strength
17 Protect	36 Sludge Bomb	H.05 Rock Smash
18 Rain Dance	37 Sandstorm	H.06 Whirlpool
19 Giga Drain	38 Fire Blast	H.07 Sludge Bomb

## #042 Golbat

### Base Stats



Tutor Moves:  
N/A

Poison

Flying

Egg Moves:  
N/A

#### Learnset:

1 - Screech  
1 - Leech Life  
1 - Supersonic  
6 - Supersonic  
12 - Bite  
19 - Confuse Ray  
30 - Wing Attack  
42 - Mean Look  
55 - Haze

#### How to obtain:

Route 102, Route 108, Route 109

Fishgroup:  
N/A  
Headbutt:  
N/A

Can be bred from Oddish, Gloom, Vileplume, or Bellossom



Level 21



#### Egg groups:

Plant

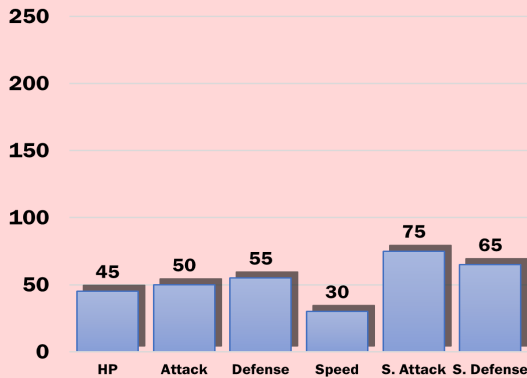
#### Wild held item:

Berry Juice

#### Learnable TMs and HMs:

## #043 Oddish

### Base Stats



Tutor Moves:  
N/A

Grass

Poison

Egg Moves:  
Swords Dance  
Razor Leaf  
Flail  
Synthesis

#### Learnset:

1 - Absorb  
7 - Sweet Scent  
14 - Poisonpowder  
16 - Stun Spore  
18 - Sleep Powder  
23 - Acid  
27 - Mega Drain  
32 - Moonlight  
39 - Petal Dance


01 Synthesis	20 Endure	39 Swift
02 Headbutt	21 Frustration	40 Defense Curl
03 Curse	22 SolarBeam	41 ThunderPunch
04 Rollout	23 Iron Tail	42 Dream Eater
05 Grow	24 Dragonbreath	43 Snore
06 Toxic	25 Thunder	44 Rest
07 Fog Cannon	26 Earthquake	45 Attract
08 Flash	27 Return	46 Thief
09 Psychic Up	28 Dig	47 Steel Wing
10 Hidden Power	29 Psychic	48 Fire Punch
11 Sunny Day	30 Shadow Ball	49 Pay Day
12 Sweet Scent	31 Mud-Slap	50 Nightmare
13 Snore	32 Double Team	H.01 Cut
14 Blizzard	33 Ice Punch	H.02 Fly
15 Hyper Beam	34 Swagger	H.03 Surf
16 Icy Wind	35 Sleep Talk	H.04 Strength
17 Protect	36 Sludge Bomb	H.05 Rock Smash
18 Rain Dance	37 Sandstorm	H.06 Whirlpool
19 Giga Drain	38 Fire Blast	H.07 Sludge Bomb

#### How to obtain:

Tatsugo Path, Tropical Island Jungle, Rainbow Island

Fishgroup:  
N/A  
Headbutt:  
N/A

Evolve from Oddish



#### Egg groups:

Plant

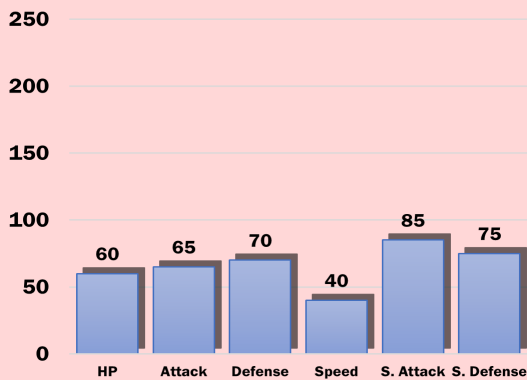
#### Wild held item:

N/A

#### Learnable TMs and HMs:

## #044 Gloom

### Base Stats



Tutor Moves:  
N/A

Grass

Poison

Egg Moves:  
N/A

#### Learnset:

1 - Absorb  
1 - Sweet Scent  
1 - Poisonpowder  
7 - Sweet Scent  
14 - Poisonpowder  
16 - Stun Spore  
18 - Sleep Powder  
24 - Acid  
29 - Mega Drain  
35 - Moonlight  
44 - Petal Dance


01 Synthesis	20 Endure	39 Swift
02 Headbutt	21 Frustration	40 Defense Curl
03 Curse	22 SolarBeam	41 ThunderPunch
04 Rollout	23 Iron Tail	42 Dream Eater
05 Grow	24 Dragonbreath	43 Snore
06 Toxic	25 Thunder	44 Rest
07 Fog Cannon	26 Earthquake	45 Attract
08 Flash	27 Return	46 Thief
09 Psychic Up	28 Dig	47 Steel Wing
10 Hidden Power	29 Psychic	48 Fire Punch
11 Sunny Day	30 Shadow Ball	49 Pay Day
12 Sweet Scent	31 Mud-Slap	50 Nightmare
13 Snore	32 Double Team	H.01 Cut
14 Blizzard	33 Ice Punch	H.02 Fly
15 Hyper Beam	34 Swagger	H.03 Surf
16 Icy Wind	35 Sleep Talk	H.04 Strength
17 Protect	36 Sludge Bomb	H.05 Rock Smash
18 Rain Dance	37 Sandstorm	H.06 Whirlpool
19 Giga Drain	38 Fire Blast	H.07 Sludge Bomb

#### How to obtain:

No wild encounters

Fishgroup:  
N/A  
Headbutt:  
N/A

Evolve from Gloom



## #045 Vileplume

#### Egg groups:

Plant

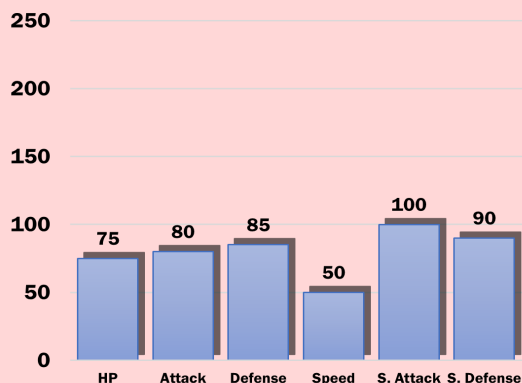
#### Wild held item:

N/A

#### Learnable TMs and HMs:

01 Synthesis	20 Endure	39 Swift
02 Headbutt	21 Frustration	40 Defense Curl
03 Curse	22 SolarBeam	41 ThunderPunch
04 Rollout	23 Iron Tail	42 Dream Eater
05 Roar	24 Dragonbreath	43 Snore
06 Toxic	25 Thunder	44 Rest
07 Dig	26 Earthquake	45 Attract
08 Flash	27 Return	46 Thief
09 Psychic Up	28 Dig	47 Steel Wing
10 Hidden Power	29 Psychic	48 Fire Punch
11 Sunny Day	30 Shadow Ball	49 Fury Cutter
12 Sweet Scent	31 Mud-Slap	50 Nightmare
13 Snore	32 Double Team	H.01 Cut
14 Blizzard	33 Ice Punch	H.02 Fly
15 Hyper Beam	34 Swagger	H.03 Surf
16 Icy Wind	35 Sleep Talk	H.04 Strength
17 Protect	36 Sludge Bomb	H.05 RockSmash
18 Rain Dance	37 Sandstorm	H.06 Whirlpool
19 Giga Drain	38 Fire Blast	H.07 Sludge Bomb

### Base Stats



Tutor Moves:  
N/A

Grass

Poison

Egg Moves:  
N/A

#### Learnset:


1 - Absorb  
1 - Sweet Scent  
1 - Stun Spore  
1 - Petal Dance

#### How to obtain:

Route 106, Route 108, Route 109,  
Route 110, Jade Forest, National Park,  
Bug-Catching Contest

Fishgroup:  
N/A  
Headbutt:  
N/A

Evolve from Paraspor



## #046 Paras

#### Egg groups:

Bug, Plant

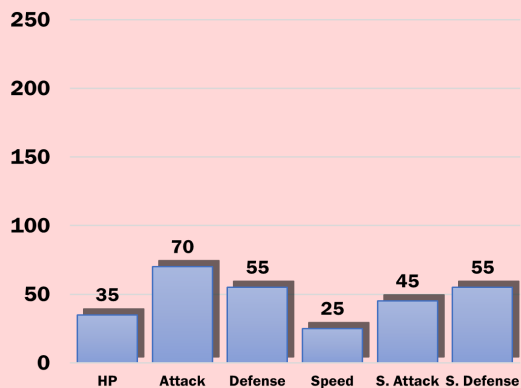
#### Wild held item:

Tinymushroom

#### Learnable TMs and HMs:

01 Synthesis	20 Endure	39 Swift
02 Headbutt	21 Frustration	40 Defense Curl
03 Curse	22 SolarBeam	41 ThunderPunch
04 Rollout	23 Iron Tail	42 Dream Eater
05 Roar	24 Dragonbreath	43 Snore
06 Toxic	25 Thunder	44 Rest
07 Dig	26 Earthquake	45 Attract
08 Flash	27 Return	46 Thief
09 Psychic Up	28 Dig	47 Steel Wing
10 Hidden Power	29 Psychic	48 Fire Punch
11 Sunny Day	30 Shadow Ball	49 Fury Cutter
12 Sweet Scent	31 Mud-Slap	50 Nightmare
13 Snore	32 Double Team	H.01 Cut
14 Blizzard	33 Ice Punch	H.02 Fly
15 Hyper Beam	34 Swagger	H.03 Surf
16 Icy Wind	35 Sleep Talk	H.04 Strength
17 Protect	36 Sludge Bomb	H.05 RockSmash
18 Rain Dance	37 Sandstorm	H.06 Whirlpool
19 Giga Drain	38 Fire Blast	H.07 Sludge Bomb

### Base Stats



Tutor Moves:  
N/A

Bug

Grass

Egg Moves:  
N/A

#### Learnset:

1 - Scratch  
7 - Stun Spore  
13 - Poisonpowder  
19 - Leech Life  
25 - Spore  
31 - Slash  
37 - Growth  
43 - Giga Drain




#### How to obtain:

Tropical Island Jungle, Urasoe Park

Fishgroup:  
N/A  
Headbutt:  
N/A

Evolve from Paras



#046 Paras

## #047 Parasect

#### Egg groups:

Bug, Plant

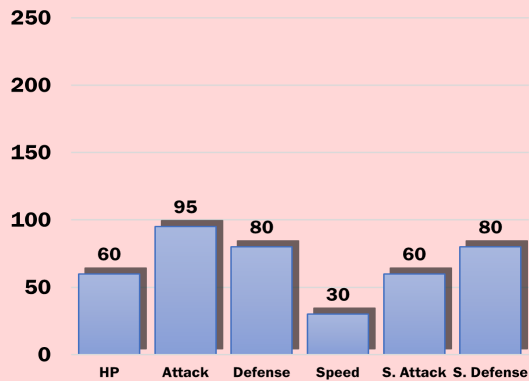
#### Wild held item:

Big Mushroom

#### Learnable TMs and HMs:

01 Synthesizing	20 Endure	39 Swift
02 Headbutt	21 Frustration	40 Defense Curl
03 Curse	22 SolarBeam	41 ThunderPunch
04 Rollout	23 Iron Tail	42 Dream Eater
05 Grow	24 Dragonbreath	43 Detect
06 Toxic	25 Thunder	44 Rest
07 Dig	26 Earthquake	45 Attract
08 Flash	27 Return	46 Thief
09 Psychic Up	28 Dig	47 Steel Wing
10 Hidden Power	29 Psychic	48 Fire Punch
11 Sunny Day	30 Shadow Ball	49 Fury Cutter
12 Sweet Scent	31 Mud-Slap	50 Nightmare
13 Snore	32 Double Team	H.01 Cut
14 Blizzard	33 Ice Punch	H.02 Fly
15 Hyper Beam	34 Swagger	H.03 Surf
16 Icy Wind	35 Sleep Talk	H.04 Strength
17 Protect	36 Sludge Bomb	H.05 RockSmash
18 Rain Dance	37 Sandstorm	H.06 Whirlpool
19 Giga Drain	38 Fire Blast	H.07 Sludge Bomb

### Base Stats



Tutor Moves:  
N/A

Bug

Grass

Egg Moves:  
N/A

#### Learnset:


1 - Scratch  
1 - Stun Spore  
1 - Poisonpowder  
7 - Stun Spore  
13 - Poisonpowder  
19 - Leech Life  
28 - Spore  
37 - Slash  
46 - Growth  
55 - Giga Drain

#### How to obtain:


National Park, Bug-Catching Contest

Fishgroup:  
N/A  
Headbutt:  
Overworld 2

Can be bred from Venonat or Venomoth



Level 31



#049 Venomoth

#### Egg groups:

Bug

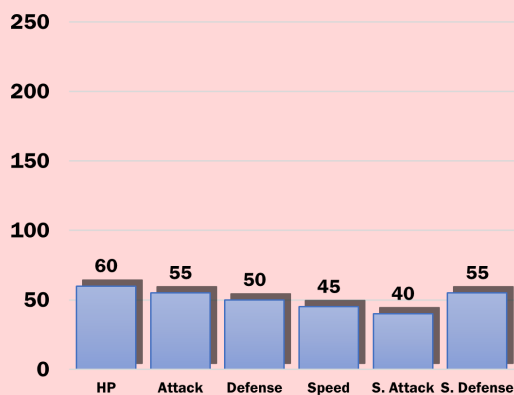
#### Wild held item:

N/A

#### Learnable TMs and HMs:

01 Synthesizing	20 Endure	39 Swift
02 Headbutt	21 Frustration	40 Defense Curl
03 Curse	22 SolarBeam	41 ThunderPunch
04 Rollout	23 Iron Tail	42 Dream Eater
05 Grow	24 Dragonbreath	43 Detect
06 Toxic	25 Thunder	44 Rest
07 Dig	26 Earthquake	45 Attract
08 Flash	27 Return	46 Thief
09 Psychic Up	28 Dig	47 Steel Wing
10 Hidden Power	29 Psychic	48 Fire Punch
11 Sunny Day	30 Shadow Ball	49 Fury Cutter
12 Sweet Scent	31 Mud-Slap	50 Nightmare
13 Snore	32 Double Team	H.01 Cut
14 Blizzard	33 Ice Punch	H.02 Fly
15 Hyper Beam	34 Swagger	H.03 Surf
16 Icy Wind	35 Sleep Talk	H.04 Strength
17 Protect	36 Sludge Bomb	H.05 RockSmash
18 Rain Dance	37 Sandstorm	H.06 Whirlpool
19 Giga Drain	38 Fire Blast	H.07 Sludge Bomb

### Base Stats



Tutor Moves:  
N/A

Bug

Poison

Egg Moves:  
Baton Pass  
Screech  
Giga Drain

#### Learnset:

1 - Tackle  
1 - Disable  
1 - Foresight  
9 - Supersonic  
17 - Confusion  
20 - Poisonpowder  
25 - Leech Life  
28 - Stun Spore  
33 - Psybeam  
36 - Sleep Powder  
41 - Psychic

#### How to obtain:


Urasoe Park, Tropical Island Jungle

Fishgroup:  
N/A  
Headbutt:  
N/A

Evolve from Venonat



#048 Venonat



## #049 Venomoth

#### Egg groups:

Bug

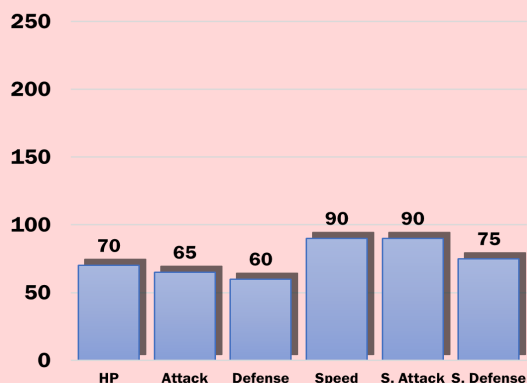
#### Wild held item:

N/A

#### Learnable TMs and HMs:

01 Synthespunch	20 Endure	39 Swift
02 Headbutt	21 Frustration	40 Defense Curl
03 Curse	22 SolarBeam	41 ThunderPunch
04 Rollout	23 Iron Tail	42 Dream Eater
05 Growl	24 Dragonbreath	43 Snore
06 Toxic	25 Thunder	44 Rest
07 Dig Cannon	26 Earthquake	45 Attract
08 Flash	27 Return	46 Thief
09 Psychic Up	28 Dig	47 Steel Wing
10 Hidden Power	29 Psychic	48 Fire Punch
11 Sunny Day	30 Shadow Ball	49 Psy Cut
12 Sweet Scent	31 Mud-Slap	50 Nightmare
13 Snore	32 Double Team	H.01 Cut
14 Blizzard	33 Ice Punch	H.02 Fly
15 Hyper Beam	34 Swagger	H.03 Surf
16 Icy Wind	35 Sleep Talk	H.04 Strength
17 Protect	36 Sludge Bomb	H.05 RockSmash
18 Rain Dance	37 Sandstorm	H.06 Whirlpool
19 Giga Drain	38 Fire Blast	H.07 Statused

### Base Stats



Tutor Moves:  
N/A

Bug

Poison

Egg Moves:  
N/A

#### Learnset:

1 - Tackle  
1 - Disable  
1 - Foresight  
1 - Supersonic  
9 - Supersonic  
17 - Confusion  
20 - Poisonpowder  
25 - Leech Life  
28 - Stun Spore  
31 - Gust  
36 - Psybeam  
42 - Sleep Powder  
52 - Psychic

#### How to obtain:


Endon Cave

Fishgroup:  
N/A  
Headbutt:  
N/A

Can be bred from Diglett or Dugtrio



Level 26



#051 Dugtrio

#### Egg groups:

Ground

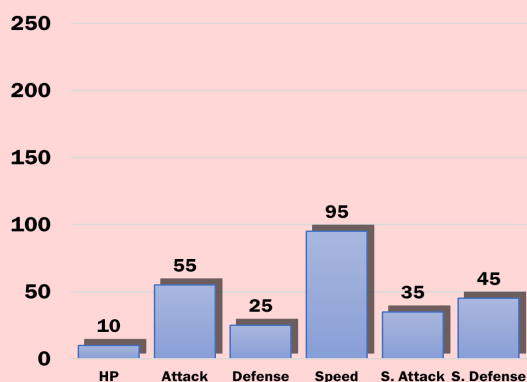
#### Wild held item:

Earthen Clay

#### Learnable TMs and HMs:

01 Synthespunch	20 Endure	39 Swift
02 Headbutt	21 Frustration	40 Defense Curl
03 Curse	22 SolarBeam	41 ThunderPunch
04 Rollout	23 Iron Tail	42 Dream Eater
05 Growl	24 Dragonbreath	43 Snore
06 Toxic	25 Thunder	44 Rest
07 Dig Cannon	26 Earthquake	45 Attract
08 Flash	27 Return	46 Thief
09 Psychic Up	28 Dig	47 Steel Wing
10 Hidden Power	29 Psychic	48 Fire Punch
11 Sunny Day	30 Shadow Ball	49 Psy Cut
12 Sweet Scent	31 Mud-Slap	50 Nightmare
13 Snore	32 Double Team	H.01 Cut
14 Blizzard	33 Ice Punch	H.02 Fly
15 Hyper Beam	34 Swagger	H.03 Surf
16 Icy Wind	35 Sleep Talk	H.04 Strength
17 Protect	36 Sludge Bomb	H.05 RockSmash
18 Rain Dance	37 Sandstorm	H.06 Whirlpool
19 Giga Drain	38 Fire Blast	H.07 Statused

### Base Stats



Tutor Moves:  
N/A

Ground

Egg Moves:  
Faint Attack  
Screech  
Ancientpower  
Pursuit  
Beat Up

#### Learnset:


1 - Scratch  
5 - Growl  
9 - Magnitude  
17 - Dig  
25 - Sand Attack  
33 - Slash  
41 - Earthquake  
49 - Fissure

### How to obtain:

Mt. Fuji Interior

Fishgroup:  
N/A  
Headbutt:  
N/A

Evolve from Diglett



#050 Diglett

## #051 Dugtrio

### Egg groups:

Ground

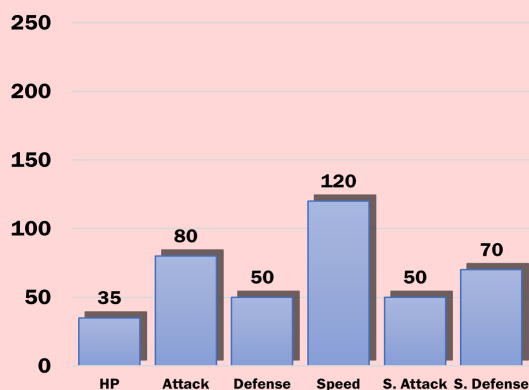
### Wild held item:

Earthen Clay

### Learnable TMs and HMs:

01 Dynamapunch	20 Endure	39 Swift
02 Headbutt	21 Frustration	40 Defense Curl
03 Curse	22 Sandstorm	41 ThunderPunch
04 Rollout	23 Iron Tail	42 Dream Eater
05 Growl	24 Dragonbreath	43 Detect
06 Toxic	25 Thunder	44 Rest
07 Zap Cannon	26 Earthquake	45 Attract
08 Flash	27 Return	46 Thief
09 Psych Up	28 Dig	47 Steel Wing
10 Hidden Power	29 Psychic	48 Fire Punch
11 Sunny Day	30 Shadow Ball	49 Pay Back
12 Sweet Scent	31 Mud-Slap	50 Nightmare
13 Snore	32 Double Team	H.01 Cut
14 Blizzard	33 Ice Punch	H.02 Fly
15 Hyper Beam	34 Swagger	H.03 Surf
16 Icy Wind	35 Sleep Talk	H.04 Strength
17 Protect	36 Sludge Bomb	H.05 RockSmash
18 Rain Dance	37 Sandstorm	H.06 Whirlpool
19 Egg Bomb	38 Fire Blast	H.07 Strength

### Base Stats



Tutor Moves:  
N/A

Ground

Egg Moves:  
N/A

### Learnset:


1 - Tri Attack  
1 - Scratch  
1 - Growl  
1 - Magnitude  
5 - Growl  
9 - Magnitude  
17 - Dig  
25 - Sand Attack  
37 - Slash  
49 - Earthquake  
61 - Fissure

### How to obtain:

Route 103, Rainbow Island

Fishgroup:  
N/A  
Headbutt:  
N/A

Evolve from Coinpur



#218 Coinpur

## #052 Meowth

Level 28

### Egg groups:

Ground

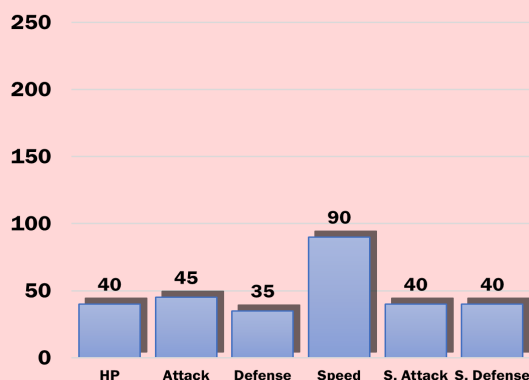
### Wild held item:

N/A

### Learnable TMs and HMs:

01 Dynamapunch	20 Endure	39 Swift
02 Headbutt	21 Frustration	40 Defense Curl
03 Curse	22 Sandstorm	41 ThunderPunch
04 Rollout	23 Iron Tail	42 Dream Eater
05 Growl	24 Dragonbreath	43 Detect
06 Toxic	25 Thunder	44 Rest
07 Zap Cannon	26 Earthquake	45 Attract
08 Flash	27 Return	46 Thief
09 Psych Up	28 Dig	47 Steel Wing
10 Hidden Power	29 Psychic	48 Fire Punch
11 Sunny Day	30 Shadow Ball	49 Pay Back
12 Sweet Scent	31 Mud-Slap	50 Nightmare
13 Snore	32 Double Team	H.01 Cut
14 Blizzard	33 Ice Punch	H.02 Fly
15 Hyper Beam	34 Swagger	H.03 Surf
16 Icy Wind	35 Sleep Talk	H.04 Strength
17 Protect	36 Sludge Bomb	H.05 RockSmash
18 Rain Dance	37 Sandstorm	H.06 Whirlpool
19 Egg Bomb	38 Fire Blast	H.07 Strength

### Base Stats



Tutor Moves:  
TB

Normal

Egg Moves:  
N/A

### Learnset:


1 - Scratch  
1 - Growl  
7 - Bite  
13 - Pay Day  
19 - Fury Swipes  
25 - Faint Attack  
31 - Coin Hurl  
37 - Screech  
43 - Slash

### How to obtain:

No wild encounters

Fishgroup:  
N/A  
Headbutt:  
N/A

Evolve from Meowth



## #053 Persian

### Egg groups:

Ground

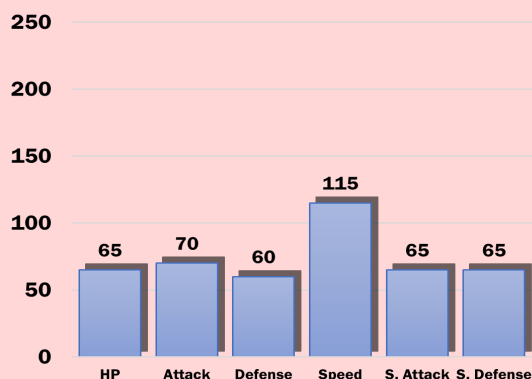
### Wild held item:

N/A

### Learnable TMs and HMs:

01 Dynamicpunch	20 Endure	39 Swift
02 Headbutt	21 Frustration	40 Defense Curl
03 Curse	22 Sandstorm	41 ThunderPunch
04 Rollout	23 Iron Tail	42 Dream Eater
05 Roar	24 Dragonbreath	43 Detect
06 Toxic	25 Thunder	44 Rest
07 Zap Cannon	26 Earthquake	45 Attract
08 Flash	27 Return	46 Thief
09 Psych Up	28 Dig	47 Steel Wing
10 Hidden Power	29 Psychic	48 Fire Punch
11 Sunny Day	30 Shadow Ball	49 Pay Coban
12 Sweet Scent	31 Mud-Slap	50 Nightmare
13 Snore	32 Double Team	H.01 Cut
14 Blizzard	33 Ice Punch	H.02 Fly
15 Hyper Beam	34 Swagger	H.03 Surf
16 Icy Wind	35 Sleep Talk	H.04 Strength
17 Protect	36 Sludge Bomb	H.05 RockSmash
18 Rain Dance	37 Sandstorm	H.06 Whirlpool
19 Egg Move	38 Fire Blast	H.07 Waterfall

### Base Stats



### Tutor Moves:

TB

Normal

Egg Moves:  
N/A

### Learnset:

1 - Scratch  
1 - Growl  
7 - Bite  
13 - Pay Day  
19 - Fury Swipes  
25 - Faint Attack  
33 - Coin Hurl  
41 - Screech  
49 - Slash

### How to obtain:

Boulder Mine (B5F only), Route 110, National Park, Jade Forest, Tropical Island Outside

Fishgroup:  
N/A  
Headbutt:  
N/A

Can be bred from Psyduck or Golduck



Level 33

## #054 Psyduck

### Egg groups:

Water 1, Ground

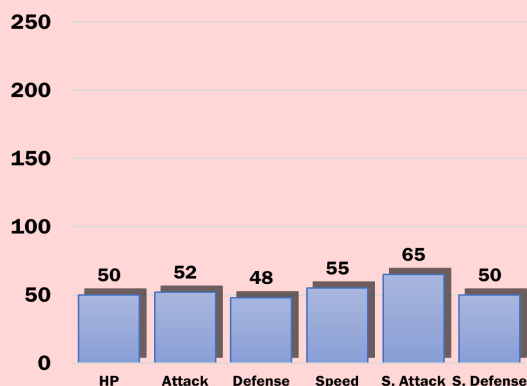
### Wild held item:

N/A

### Learnable TMs and HMs:

01 Dynamicpunch	20 Endure	39 Swift
02 Headbutt	21 Frustration	40 Defense Curl
03 Curse	22 Sandstorm	41 ThunderPunch
04 Rollout	23 Iron Tail	42 Dream Eater
05 Roar	24 Dragonbreath	43 Detect
06 Toxic	25 Thunder	44 Rest
07 Zap Cannon	26 Earthquake	45 Attract
08 Flash	27 Return	46 Thief
09 Psych Up	28 Dig	47 Steel Wing
10 Hidden Power	29 Psychic	48 Fire Punch
11 Sunny Day	30 Shadow Ball	49 Pay Coban
12 Sweet Scent	31 Mud-Slap	50 Nightmare
13 Snore	32 Double Team	H.01 Cut
14 Blizzard	33 Ice Punch	H.02 Fly
15 Hyper Beam	34 Swagger	H.03 Surf
16 Icy Wind	35 Sleep Talk	H.04 Strength
17 Protect	36 Sludge Bomb	H.05 RockSmash
18 Rain Dance	37 Sandstorm	H.06 Whirlpool
19 Egg Move	38 Fire Blast	H.07 Waterfall

### Base Stats



### Tutor Moves:

IB

Water

Egg Moves:  
Ice Beam  
Hypnosis  
Psybeam  
Foresight  
Light Screen  
Future Sight  
Psychic  
Cross Chop

### Learnset:

1 - Scratch  
5 - Tail Whip  
10 - Disable  
16 - Confusion  
23 - Screech  
31 - Psych Up  
40 - Fury Swipes  
50 - Hydro Pump




### How to obtain:

Boulder Mine (B5F only), Jade Forest, Tropical Island Outside, Tatsugo Path

Fishgroup:  
N/A  
Headbutt:  
N/A

Evolve from Psyduck



## #055 Golduck

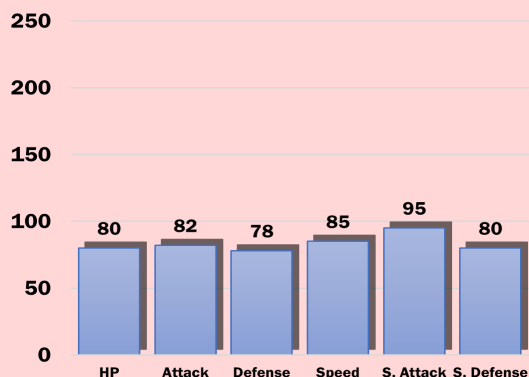
Egg groups:  
Water 1, Ground

Wild held item:  
N/A

### Learnable TMs and HMs:

01 Dynamicpunch	20 Endure	39 Swift
02 Headbutt	21 Frustration	40 Defense Curl
03 Curse	22 Sandstorm	41 ThunderPunch
04 Rollout	23 Iron Tail	42 Dream Eater
05 Growl	24 Dragonbreath	43 Detect
06 Toxic	25 Thunder	44 Rest
07 Fog Cannon	26 Earthquake	45 Attract
08 Flash	27 Return	46 Thief
09 Psych Up	28 Dig	47 Steel Wing
10 Hidden Power	29 Psychic	48 Fire Punch
11 Sunny Day	30 Shadow Ball	49 Fury Cutter
12 Sweet Scent	31 Mud-Slap	50 Nightmare
13 Snore	32 Double Team	H.01 Cut
14 Blizzard	33 Ice Punch	H.02 Fly
15 Hyper Beam	34 Swagger	H.03 Surf
16 Icy Wind	35 Sleep Talk	H.04 Strength
17 Protect	36 Sludge Bomb	H.05 RockSmash
18 Rain Dance	37 Sandstorm	H.06 Whirlpool
19 Rage Drain	38 Fire Blast	H.07 Waterfall

### Base Stats



### Tutor Moves:

IB

Water

Egg Moves:  
N/A

### Learnset:

- 1 - Scratch
- 1 - Tail Whip
- 1 - Disable
- 1 - Confusion
- 5 - Tail Whip
- 10 - Disable
- 16 - Confusion
- 23 - Screech
- 31 - Psych Up
- 44 - Fury Swipes
- 58 - Hydro Pump

### How to obtain:

Route 113, Motobu Path

Fishgroup:  
N/A  
Headbutt:  
N/A

Can be bred from Mankey or Primeape



Level 28

## #056 Mankey

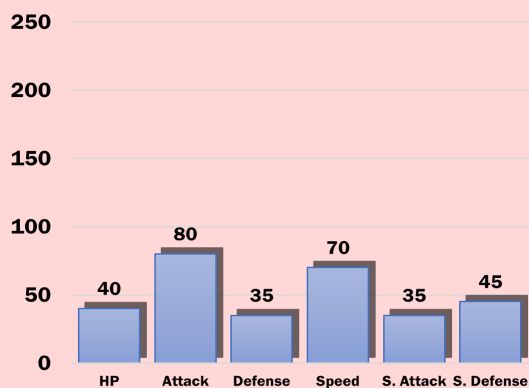
Egg groups:  
Ground

Wild held item:  
Gold Leaf

### Learnable TMs and HMs:

01 Dynamicpunch	20 Endure	39 Swift
02 Headbutt	21 Frustration	40 Defense Curl
03 Curse	22 Sandstorm	41 ThunderPunch
04 Rollout	23 Iron Tail	42 Dream Eater
05 Growl	24 Dragonbreath	43 Detect
06 Toxic	25 Thunder	44 Rest
07 Fog Cannon	26 Earthquake	45 Attract
08 Flash	27 Return	46 Thief
09 Psych Up	28 Dig	47 Steel Wing
10 Hidden Power	29 Psychic	48 Fire Punch
11 Sunny Day	30 Shadow Ball	49 Fury Cutter
12 Sweet Scent	31 Mud-Slap	50 Nightmare
13 Snore	32 Double Team	H.01 Cut
14 Blizzard	33 Ice Punch	H.02 Fly
15 Hyper Beam	34 Swagger	H.03 Surf
16 Icy Wind	35 Sleep Talk	H.04 Strength
17 Protect	36 Sludge Bomb	H.05 RockSmash
18 Rain Dance	37 Sandstorm	H.06 Whirlpool
19 Rage Drain	38 Fire Blast	H.07 Waterfall

### Base Stats



### Tutor Moves:

TB

Fighting

Egg Moves:  
Rock Slide  
Foresight  
Meditate  
Counter  
Reversal  
Beat Up

### Learnset:


- 1 - Scratch
- 1 - Leer
- 9 - Low Kick
- 15 - Karate Chop
- 21 - Fury Swipes
- 27 - Focus Energy
- 33 - Seismic Toss
- 39 - Cross Chop
- 45 - Screech
- 51 - Thrash

### How to obtain:

Motobu Path, Tropical Island Jungle

Fishgroup:  
N/A  
Headbutt:  
N/A

Evolve from Mankey



## #057 Primeape

### Egg groups:

Ground

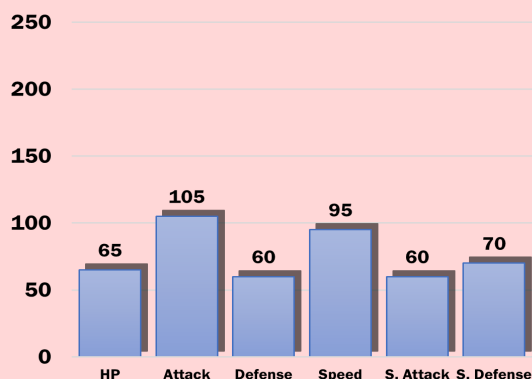
### Wild held item:

N/A

### Learnable TMs and HMs:

01 Dynamicpunch	20 Endure	39 Swift
02 Headbutt	21 Frustration	40 Defense Curl
03 Curse	22 Sandstorm	41 ThunderPunch
04 Rollout	23 Iron Tail	42 Dream Eater
05 Roar	24 DragonBreath	43 Detect
06 Toxic	25 Thunder	44 Rest
07 Dig	26 Earthquake	45 Attract
08 Flash	27 Return	46 Thief
09 Psych Up	28 Dig	47 Steel Wing
10 Hidden Power	29 Psychic	48 Fire Punch
11 Sunny Day	30 Shadow Ball	49 Pay Day
12 Sweet Scent	31 Mud-Slap	50 Nightmare
13 Snore	32 Double Team	H.01 Cut
14 Blizzard	33 Ice Punch	H.02 Fly
15 Hyper Beam	34 Swagger	H.03 Surf
16 Icy Wind	35 Sleep Talk	H.04 Strength
17 Protect	36 Sandstorm	H.05 RockSmash
18 Rain Dance	37 Sandstorm	H.06 Whirlpool
19 Egg Move	38 Fire Blast	H.07 Strength

### Base Stats



### Tutor Moves:

TB

### Fighting

Egg Moves:  
N/A

### Learnset:


- 1 - Scratch
- 1 - Leer
- 1 - Low Kick
- 1 - Rage
- 9 - Low Kick
- 15 - Karate Chop
- 21 - Fury Swipes
- 27 - Focus Energy
- 28 - Rage
- 36 - Seismic Toss
- 45 - Cross Chop
- 54 - Screech
- 63 - Thrash

### How to obtain:

Route 102, Route 113

Fishgroup:  
N/A  
Headbutt:  
N/A

Evolve from Puppon



## #058 Growlithe

### Egg groups:

Ground

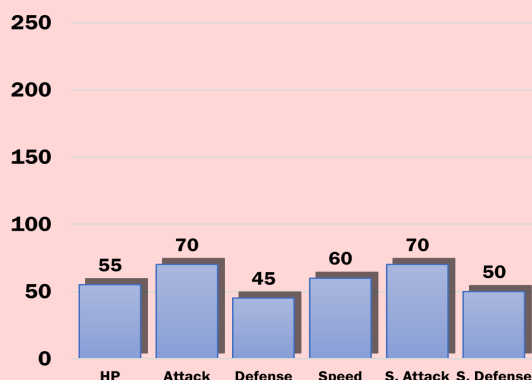
### Wild held item:

Burnt Berry

### Learnable TMs and HMs:

01 Dynamicpunch	20 Endure	39 Swift
02 Headbutt	21 Frustration	40 Defense Curl
03 Curse	22 Sandstorm	41 ThunderPunch
04 Rollout	23 Iron Tail	42 Dream Eater
05 Roar	24 DragonBreath	43 Detect
06 Toxic	25 Thunder	44 Rest
07 Dig	26 Earthquake	45 Attract
08 Flash	27 Return	46 Thief
09 Psych Up	28 Dig	47 Steel Wing
10 Hidden Power	29 Psychic	48 Fire Punch
11 Sunny Day	30 Shadow Ball	49 Pay Day
12 Sweet Scent	31 Mud-Slap	50 Nightmare
13 Snore	32 Double Team	H.01 Cut
14 Blizzard	33 Ice Punch	H.02 Fly
15 Hyper Beam	34 Swagger	H.03 Surf
16 Icy Wind	35 Sleep Talk	H.04 Strength
17 Protect	36 Sandstorm	H.05 RockSmash
18 Rain Dance	37 Sandstorm	H.06 Whirlpool
19 Egg Move	38 Fire Blast	H.07 Strength

### Base Stats



### Tutor Moves:

FT

### Fire

Egg Moves:  
N/A

### Learnset:


- 1 - Bite
- 1 - Roar
- 9 - Ember
- 18 - Leer
- 26 - Take Down
- 34 - Flame Wheel
- 42 - Agility
- 50 - Flamethrower

### How to obtain:

No wild encounters

Fishgroup:  
N/A  
Headbutt:  
N/A

Evolve from Growlithe



### Egg groups:

Ground

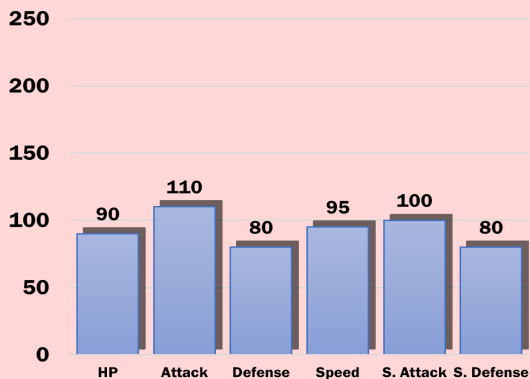
### Wild held item:

N/A

### Learnable TMs and HMs:

## #059 Arcanine

### Base Stats



### Tutor Moves:

FT

Fire

Egg Moves:  
N/A

### Learnset:

1 - Roar  
1 - Leer  
1 - Take Down  
1 - Flame Wheel  
50 - Extremespeed

01 Synthesizing	20 Endure	39 Swift
02 Headbutt	21 Frustration	40 Defense Curl
03 Curse	22 Sandstorm	41 ThunderPunch
04 Rollout	23 Iron Tail	42 Dream Eater
05 Roar	24 DragonBreath	43 Snore
06 Toxic	25 Thunder	44 Rest
07 Dig	26 Earthquake	45 Attract
08 Flash	27 Return	46 Thief
09 Psychic Up	28 Dig	47 Steel Wing
10 Hidden Power	29 Psychic	48 Fire Punch
11 Sunny Day	30 Shadow Ball	49 Pay Back
12 Sweet Scent	31 Mud-Slap	50 Nightmare
13 Snore	32 Double Team	H.01 Cut
14 Blizzard	33 Ice Punch	H.02 Fly
15 Hyper Beam	34 Swagger	H.03 Surf
16 Icy Wind	35 Sleep Talk	H.04 Strength
17 Protect	36 Sandstorm	H.05 RockSmash
18 Rain Dance	37 Sandstorm	H.06 Whirlpool
19 Mega Drain	38 Fire Blast	H.07 Waterfall

### How to obtain:

Endon Cave, Boardwalk, Pagota City, National Park

Fishgroup:  
Water 4  
Headbutt:  
N/A

Can be bred from Poliwhag, Poliwhirl, Poliwrath, or Politoed



### Egg groups:

Water 1

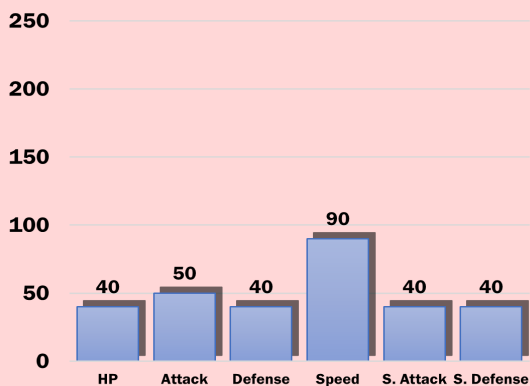
### Wild held item:

N/A

### Learnable TMs and HMs:

## #060 Poliwhag

### Base Stats



### Tutor Moves:

IB

Water

Egg Moves:  
Mist  
Splash  
Bubblebeam  
Haze  
Mind Reader

### Learnset:

1 - Bubble  
7 - Hypnosis  
13 - Water Gun  
19 - Doubleslap  
25 - Rain Dance  
31 - Body Slam  
37 - Belly Drum  
43 - Hydro Pump


01 Synthesizing	20 Endure	39 Swift
02 Headbutt	21 Frustration	40 Defense Curl
03 Curse	22 Sandstorm	41 ThunderPunch
04 Rollout	23 Iron Tail	42 Dream Eater
05 Roar	24 DragonBreath	43 Snore
06 Toxic	25 Thunder	44 Rest
07 Dig	26 Earthquake	45 Attract
08 Flash	27 Return	46 Thief
09 Psychic Up	28 Dig	47 Steel Wing
10 Hidden Power	29 Psychic	48 Fire Punch
11 Sunny Day	30 Shadow Ball	49 Pay Back
12 Sweet Scent	31 Mud-Slap	50 Nightmare
13 Snore	32 Double Team	H.01 Cut
14 Blizzard	33 Ice Punch	H.02 Fly
15 Hyper Beam	34 Swagger	H.03 Surf
16 Icy Wind	35 Sleep Talk	H.04 Strength
17 Protect	36 Sandstorm	H.05 RockSmash
18 Rain Dance	37 Sandstorm	H.06 Whirlpool
19 Mega Drain	38 Fire Blast	H.07 Waterfall

### How to obtain:

Whirl Island, Pagota City, National Park, Tatsugo Path, Tropical Island Outside

Fishgroup:  
Water 4  
Headbutt:  
N/A

Evolve from Poliwhirl



### Egg groups:

Water 1

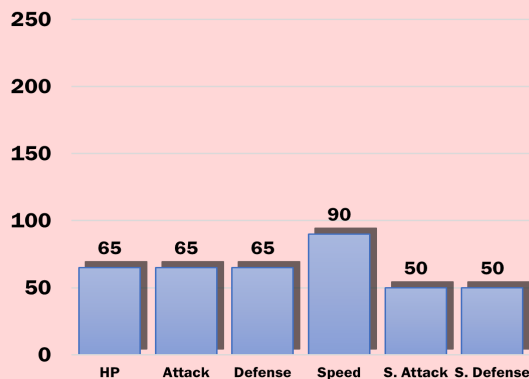
### Wild held item:

N/A

### Learnable TMs and HMs:

## #061 Poliwhirl

### Base Stats



### Tutor Moves:

IB

Water

Egg Moves:  
N/A

### Learnset:

- 1 - Bubble
- 1 - Hypnosis
- 1 - Water Gun
- 7 - Hypnosis
- 13 - Water Gun
- 19 - Doubleslap
- 27 - Rain Dance
- 35 - Body Slam
- 43 - Belly Drum
- 51 - Hydro Pump

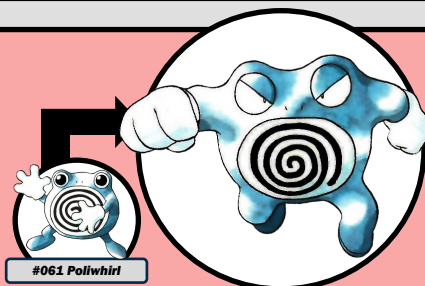
01 Dynamicpunch	20 Endure	38 Swift
02 Headbutt	21 Frustration	40 Defense Curl
03 Curse	22 Sandstorm	41 ThunderPunch
04 Rollout	23 Iron Tail	42 Dream Eater
05 Growl	24 Dragonbreath	43 Detect
06 Toxic	25 Thunder	44 Rest
07 Dig	26 Earthquake	45 Attract
08 Flash	27 Return	46 Thief
09 Psychic Up	28 Dig	47 Steel Wing
10 Hidden Power	29 Psychic	48 Fire Punch
11 Sunny Day	30 Shadow Ball	49 Pay Day
12 Sweet Scent	31 Mud-Slap	50 Nightmare
13 Snore	32 Double Team	H.01 Cut
14 Blizzard	33 Ice Punch	H.02 Fly
15 Hyper Beam	34 Swagger	H.03 Surf
16 Icy Wind	35 Sleep Talk	H.04 Strength
17 Protect	36 Sludge Bomb	H.05 RockSmash
18 Rain Dance	37 Sandstorm	H.06 Whirlpool
19 Hydro Pump	38 Fire Blast	H.07 Waterfall

### How to obtain:

No wild encounters

Fishgroup:  
N/A  
Headbutt:  
N/A

Evolve from Poliwhirl



### Egg groups:

Water 1

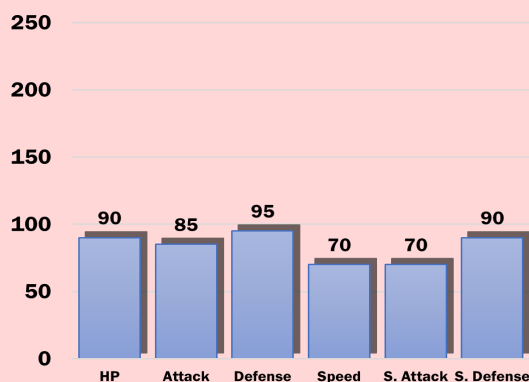
### Wild held item:

N/A

### Learnable TMs and HMs:

## #062 Poliwrath

### Base Stats



### Tutor Moves:

IB

Water

Fighting

Egg Moves:  
N/A

### Learnset:

- 1 - Water Gun
- 1 - Hypnosis
- 1 - Doubleslap
- 1 - Submission
- 35 - Submission
- 51 - Mind Reader

01 Dynamicpunch	20 Endure	38 Swift
02 Headbutt	21 Frustration	40 Defense Curl
03 Curse	22 Sandstorm	41 ThunderPunch
04 Rollout	23 Iron Tail	42 Dream Eater
05 Growl	24 Dragonbreath	43 Detect
06 Toxic	25 Thunder	44 Rest
07 Dig	26 Earthquake	45 Attract
08 Flash	27 Return	46 Thief
09 Psychic Up	28 Dig	47 Steel Wing
10 Hidden Power	29 Psychic	48 Fire Punch
11 Sunny Day	30 Shadow Ball	49 Pay Day
12 Sweet Scent	31 Mud-Slap	50 Nightmare
13 Snore	32 Double Team	H.01 Cut
14 Blizzard	33 Ice Punch	H.02 Fly
15 Hyper Beam	34 Swagger	H.03 Surf
16 Icy Wind	35 Sleep Talk	H.04 Strength
17 Protect	36 Sludge Bomb	H.05 RockSmash
18 Rain Dance	37 Sandstorm	H.06 Whirlpool
19 Hydro Pump	38 Fire Blast	H.07 Waterfall



### How to obtain:


Route 103

Fishgroup:  
N/A  
Headbutt:  
N/A

Can be bred from Abra, Kadabra, or Alakazam, Can be purchased at Boardwalk Game Corner



Level 16



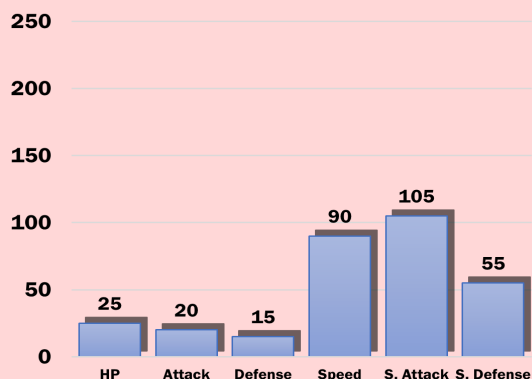
Egg groups:  
Humanshape

Wild held item:  
TM 09 Psych Up

### Learnable TMs and HMs:

## #063 Abra

### Base Stats



Tutor Moves:  
N/A

Psychic

Egg Moves:  
Light Screen  
Encore  
Barrier

### Learnset:

1 - Teleport


01 Dynamicpunch	20 Endure	38 Swift
02 Headbutt	21 Frustration	40 Defense Curl
03 Curse	22 Sandstorm	41 ThunderPunch
04 Rollout	23 Iron Tail	42 Dream Eater
05 Grow	24 Dragonbreath	43 Snore
06 Toxic	25 Thunder	44 Rest
07 Zap Cannon	26 Earthquake	45 Attract
08 Flash	27 Return	46 Thief
09 Psych Up	28 Dig	47 Steel Wing
10 Hidden Power	29 Psychic	48 Fire Punch
11 Sunny Day	30 Shadow Ball	49 Psy Cut
12 Sweet Scent	31 Mud-Slap	50 Nightmare
13 Snore	32 Double Team	H.01 Cut
14 Blizzard	33 Ice Punch	H.02 Fly
15 Hyper Beam	34 Swagger	H.03 Surf
16 Icy Wind	35 Sleep Talk	H.04 Strength
17 Protect	36 Sludge Bomb	H.05 Flamethrower
18 Rain Dance	37 Sandstorm	H.06 Whirlpool
19 Rage	38 Fire Blast	H.07 Sludge Bomb

### How to obtain:

Isen Lab

Fishgroup:  
N/A  
Headbutt:  
N/A

Evolve from Abra



Trade, or use  
Covenant Orb



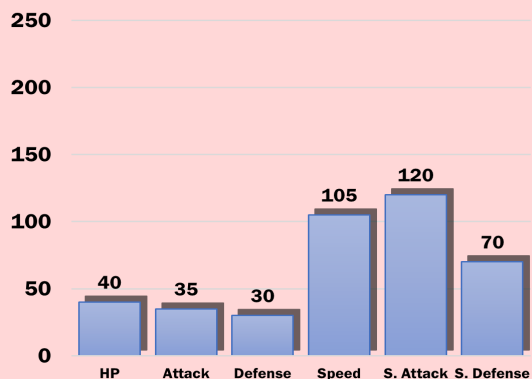
Egg groups:  
Humanshape

Wild held item:  
Twistedspoon

### Learnable TMs and HMs:

## #064 Kadabra

### Base Stats



Tutor Moves:  
N/A

Psychic

Egg Moves:  
N/A

### Learnset:

1 - Teleport  
1 - Kinesis  
1 - Confusion  
16 - Confusion  
18 - Disable  
21 - Psybeam  
26 - Recover  
31 - Future Sight  
38 - Psychic  
45 - Reflect


01 Dynamicpunch	20 Endure	38 Swift
02 Headbutt	21 Frustration	40 Defense Curl
03 Curse	22 Sandstorm	41 ThunderPunch
04 Rollout	23 Iron Tail	42 Dream Eater
05 Grow	24 Dragonbreath	43 Snore
06 Toxic	25 Thunder	44 Rest
07 Zap Cannon	26 Earthquake	45 Attract
08 Flash	27 Return	46 Thief
09 Psych Up	28 Dig	47 Steel Wing
10 Hidden Power	29 Psychic	48 Fire Punch
11 Sunny Day	30 Shadow Ball	49 Psy Cut
12 Sweet Scent	31 Mud-Slap	50 Nightmare
13 Snore	32 Double Team	H.01 Cut
14 Blizzard	33 Ice Punch	H.02 Fly
15 Hyper Beam	34 Swagger	H.03 Surf
16 Icy Wind	35 Sleep Talk	H.04 Strength
17 Protect	36 Sludge Bomb	H.05 Flamethrower
18 Rain Dance	37 Sandstorm	H.06 Whirlpool
19 Rage	38 Fire Blast	H.07 Sludge Bomb

#### How to obtain:

No wild encounters

Fishgroup:  
N/A  
Headbutt:  
N/A

Evolve from Kadabra



## #065 Alakazam

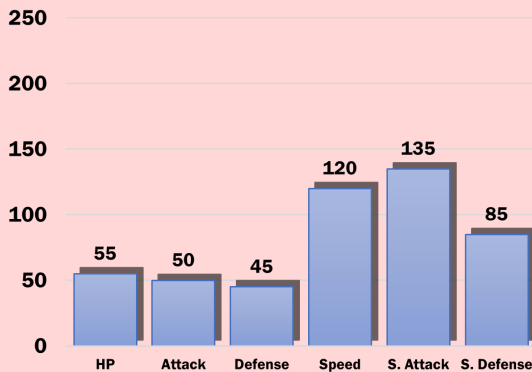
Egg groups:  
Humanshape

Wild held item:  
N/A

#### Learnable TMs and HMs:

01 Dynamicpunch	20 Endure	39 Swift
02 Headbutt	21 Frustration	40 Defense Curl
03 Curse	22 Sandstorm	41 ThunderPunch
04 Rollout	23 Iron Tail	42 Dream Eater
05 Grow	24 Dragonbreath	43 Detect
06 Toxic	25 Thunder	44 Rest
07 Zap Cannon	26 Earthquake	45 Attract
08 Flash	27 Return	46 Thief
09 Psych Up	28 Dig	47 Steel Wing
10 Hidden Power	29 Psychic	48 Fire Punch
11 Sunny Day	30 Shadow Ball	49 Psy Cut
12 Sweet Scent	31 Mud-Slap	50 Nightmare
13 Snore	32 Double Team	H.01 Cut
14 Blizzard	33 Ice Punch	H.02 Fly
15 Hyper Beam	34 Swagger	H.03 Surf
16 Icy Wind	35 Sleep Talk	H.04 Strength
17 Protect	36 Sandstorm	H.05 RockSmash
18 Rain Dance	37 Sandstorm	H.06 Whirlpool
19 Rage	38 Fire Blast	H.07 SlurpSwirl

### Base Stats



Tutor Moves:  
N/A

Psychic

Egg Moves:  
N/A

#### Learnset:

1 - Teleport  
1 - Kinesis  
1 - Confusion  
16 - Confusion  
18 - Disable  
21 - Psybeam  
26 - Recover  
31 - Future Sight  
38 - Psychic  
45 - Reflect

#### How to obtain:


Boulder Mine

Fishgroup:  
N/A  
Headbutt:  
N/A

Can be bred from Machop, Machoke, or Machamp



Level 28



#067 Machoke

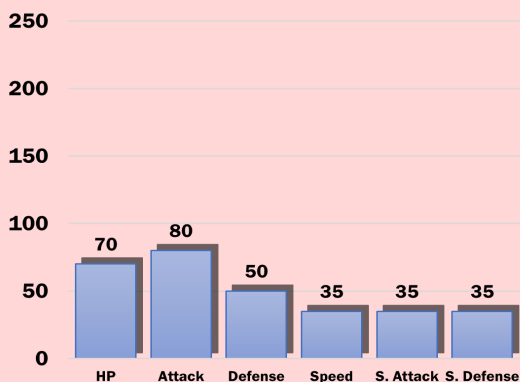
Egg groups:  
Humanshape

Wild held item:  
Brick Piece

#### Learnable TMs and HMs:

01 Dynamicpunch	20 Endure	39 Swift
02 Headbutt	21 Frustration	40 Defense Curl
03 Curse	22 Sandstorm	41 ThunderPunch
04 Rollout	23 Iron Tail	42 Dream Eater
05 Grow	24 Dragonbreath	43 Detect
06 Toxic	25 Thunder	44 Rest
07 Zap Cannon	26 Earthquake	45 Attract
08 Flash	27 Return	46 Thief
09 Psych Up	28 Dig	47 Steel Wing
10 Hidden Power	29 Psychic	48 Fire Punch
11 Sunny Day	30 Shadow Ball	49 Psy Cut
12 Sweet Scent	31 Mud-Slap	50 Nightmare
13 Snore	32 Double Team	H.01 Cut
14 Blizzard	33 Ice Punch	H.02 Fly
15 Hyper Beam	34 Swagger	H.03 Surf
16 Icy Wind	35 Sleep Talk	H.04 Strength
17 Protect	36 Sandstorm	H.05 RockSmash
18 Rain Dance	37 Sandstorm	H.06 Whirlpool
19 Rage	38 Fire Blast	H.07 SlurpSwirl

### Base Stats



Tutor Moves:

FT

Fighting

Egg Moves:  
Light Screen  
Meditate  
Rolling Kick  
Encore

#### Learnset:

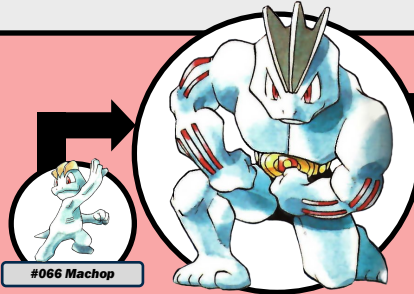
1 - Low Kick  
1 - Leer  
7 - Focus Energy  
13 - Karate Chop  
19 - Seismic Toss  
25 - Foresight  
31 - Vital Throw  
37 - Cross Chop  
43 - Endure  
49 - Submission

### How to obtain:


Kikai Caldera

Fishgroup:  
N/A  
Headbutt:  
N/A

Evolve from Machop



Trade, or use  
Covenant Orb



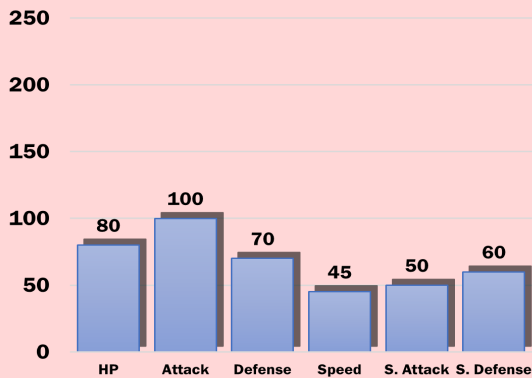
Egg groups:  
Humanshape

Wild held item:  
N/A

### Learnable TMs and HMs:

## #067 Machoke

### Base Stats



### Tutor Moves:

FT

### Fighting

Egg Moves:  
N/A

### Learnset:

- 1 - Low Kick
- 1 - Leer
- 1 - Focus Energy
- 8 - Focus Energy
- 15 - Karate Chop
- 19 - Seismic Toss
- 25 - Foresight
- 34 - Vital Throw
- 43 - Cross Chop
- 52 - Endure
- 61 - Submission


01 Dynamicpunch	20 Endure	38 Swift
02 Headbutt	21 Frustration	40 Defense Curl
03 Curse	22 Sandstorm	41 ThunderPunch
04 Rollout	23 Iron Tail	42 Dream Eater
05 Growl	24 Dragonbreath	43 Detect
06 Toxic	25 Thunder	44 Rest
07 Dig	26 Earthquake	45 Attract
08 Flash	27 Return	46 Thief
09 Psychic Up	28 Dig	47 Steel Wing
10 Hidden Power	29 Psychic	48 Fire Punch
11 Sunny Day	30 Shadow Ball	49 Pay Back
12 Sweet Scent	31 Mud-Slap	50 Nightmare
13 Snore	32 Double Team	H.01 Cut
14 Blizzard	33 Ice Punch	H.02 Fly
15 Hyper Beam	34 Swagger	H.03 Surf
16 Icy Wind	35 Sleep Talk	H.04 Strength
17 Protect	36 Charge Beam	H.05 RockSmash
18 Rain Dance	37 Sandstorm	H.06 Whirlpool
19 Rage	38 Fire Blast	H.07 Sludge Bomb

### How to obtain:

No wild encounters

Fishgroup:  
N/A  
Headbutt:  
N/A

Evolve from Machoke



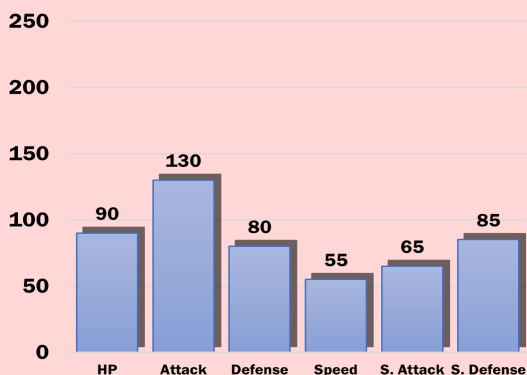
Egg groups:  
Humanshape

Wild held item:  
N/A

### Learnable TMs and HMs:

## #068 Machamp

### Base Stats



### Tutor Moves:

FT

### Fighting

Egg Moves:  
N/A

### Learnset:

- 1 - Low Kick
- 1 - Leer
- 1 - Focus Energy
- 8 - Focus Energy
- 15 - Karate Chop
- 19 - Seismic Toss
- 25 - Foresight
- 34 - Vital Throw
- 43 - Cross Chop
- 52 - Endure
- 61 - Submission


01 Dynamicpunch	20 Endure	38 Swift
02 Headbutt	21 Frustration	40 Defense Curl
03 Curse	22 Sandstorm	41 ThunderPunch
04 Rollout	23 Iron Tail	42 Dream Eater
05 Growl	24 Dragonbreath	43 Detect
06 Toxic	25 Thunder	44 Rest
07 Dig	26 Earthquake	45 Attract
08 Flash	27 Return	46 Thief
09 Psychic Up	28 Dig	47 Steel Wing
10 Hidden Power	29 Psychic	48 Fire Punch
11 Sunny Day	30 Shadow Ball	49 Pay Back
12 Sweet Scent	31 Mud-Slap	50 Nightmare
13 Snore	32 Double Team	H.01 Cut
14 Blizzard	33 Ice Punch	H.02 Fly
15 Hyper Beam	34 Swagger	H.03 Surf
16 Icy Wind	35 Sleep Talk	H.04 Strength
17 Protect	36 Charge Beam	H.05 RockSmash
18 Rain Dance	37 Sandstorm	H.06 Whirlpool
19 Rage	38 Fire Blast	H.07 Sludge Bomb

### How to obtain:


Route 102

Fishgroup:  
N/A  
Headbutt:  
N/A

Can be bred from Bellsprout, Weepinbell, Victreebel, or Bellignan



Level 21



### Egg groups:

Plant

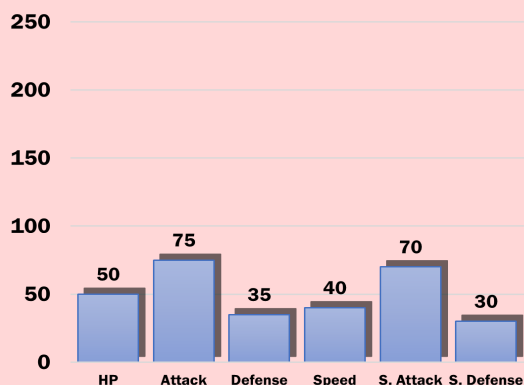
### Wild held item:

Berry

### Learnable TMs and HMs:

## #069 Bellsprout

### Base Stats



Tutor Moves:  
N/A

Grass

Poison

Egg Moves:  
Swords Dance  
Encore  
Reflect  
Synthesis  
Leech Life

### Learnset:

1 - Vine Whip  
6 - Growth  
11 - Wrap  
15 - Sleep Powder  
17 - Poisonpowder  
19 - Stun Spore  
23 - Acid  
30 - Sweet Scent  
37 - Razor Leaf  
41 - False Swipe  
45 - Slam



01 Synthesis	20 Endure	39 Swift
02 Headbutt	21 Frustration	40 Defense Curl
03 Curse	22 SolarBeam	41 Thunder Punch
04 Rollout	23 Iron Tail	42 Dream Eater
05 Grow	24 Dragonbreath	43 Snore
06 Toxic	25 Thunder	44 Rest
07 Zap Cannon	26 Earthquake	45 Attract
08 Flash	27 Return	46 Thief
09 Psychic Up	28 Dig	47 Steel Wing
10 Hidden Power	29 Psychic	48 Fire Punch
11 Sunny Day	30 Shadow Ball	49 Payback
12 Sweet Scent	31 Mud-Slap	50 Nightmare
13 Snore	32 Double Team	H.01 Cut
14 Blizzard	33 Ice Punch	H.02 Fly
15 Hyper Beam	34 Swagger	H.03 Surf
16 Icy Wind	35 Sleep Talk	H.04 Strength
17 Protect	36 Sludge Bomb	H.05 Thunderbolt
18 Rain Dance	37 Sandstorm	H.06 Whirlpool
19 Giga Drain	38 Fire Blast	H.07 Statused

### How to obtain:

Tatsugo Path, Tropical Island Outside,  
Tropical Island Jungle

Fishgroup:  
N/A  
Headbutt:  
N/A

Evolve from Bellsprout



Leaf Stone



#071 Victreebel

Poison Stone



#185 Bellignan

### Egg groups:

Plant

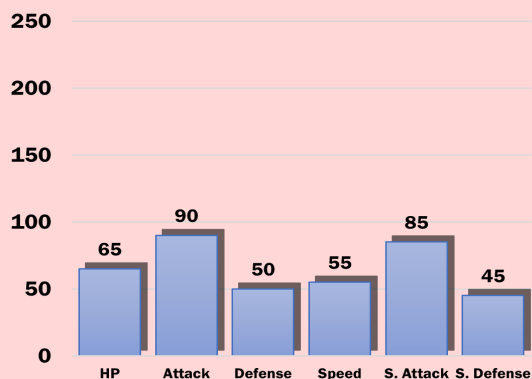
### Wild held item:

N/A

### Learnable TMs and HMs:

## #070 Weepinbell

### Base Stats



Tutor Moves:  
N/A

Grass

Poison

Egg Moves:  
N/A

### Learnset:

1 - Vine Whip  
1 - Growth  
1 - Wrap  
6 - Growth  
11 - Wrap  
15 - Sleep Powder  
17 - Poisonpowder  
19 - Stun Spore  
24 - Acid  
33 - Sweet Scent  
42 - Razor Leaf  
47 - False Swipe  
54 - Slam

01 Synthesis	20 Endure	39 Swift
02 Headbutt	21 Frustration	40 Defense Curl
03 Curse	22 SolarBeam	41 Thunder Punch
04 Rollout	23 Iron Tail	42 Dream Eater
05 Grow	24 Dragonbreath	43 Snore
06 Toxic	25 Thunder	44 Rest
07 Zap Cannon	26 Earthquake	45 Attract
08 Flash	27 Return	46 Thief
09 Psychic Up	28 Dig	47 Steel Wing
10 Hidden Power	29 Psychic	48 Fire Punch
11 Sunny Day	30 Shadow Ball	49 Payback
12 Sweet Scent	31 Mud-Slap	50 Nightmare
13 Snore	32 Double Team	H.01 Cut
14 Blizzard	33 Ice Punch	H.02 Fly
15 Hyper Beam	34 Swagger	H.03 Surf
16 Icy Wind	35 Sleep Talk	H.04 Strength
17 Protect	36 Sludge Bomb	H.05 Thunderbolt
18 Rain Dance	37 Sandstorm	H.06 Whirlpool
19 Giga Drain	38 Fire Blast	H.07 Statused




### How to obtain:

No wild encounters

Fishgroup:  
N/A  
Headbutt:  
N/A

Evolve from Weepinbell



## #071 Victreebel

### Egg groups:

Plant

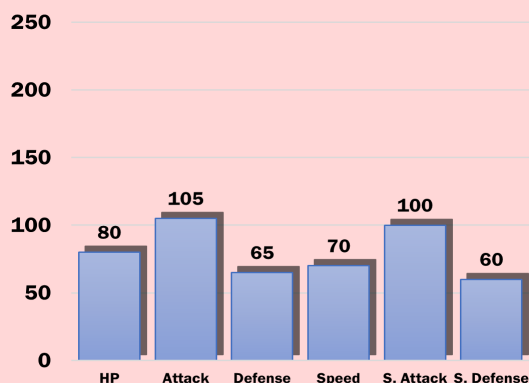
### Wild held item:

N/A

### Learnable TMs and HMs:

01 Synthesapunch	20 Endure	38 Swift
02 Headbutt	21 Frustration	40 Defense Curl
03 Curse	22 SolarBeam	41 ThunderPunch
04 Rollout	23 Iron Tail	42 Dream Eater
05 Grow	24 Dragonbreath	43 Snore
06 Toxic	25 Thunder	44 Rest
07 Zap Cannon	26 Earthquake	45 Attract
08 Flash	27 Return	46 Thief
09 Psychic Up	28 Dig	47 Steel Wing
10 Hidden Power	29 Psychic	48 Fire Punch
11 Sunny Day	30 Shadow Ball	49 Pay Back
12 Sweet Scent	31 Mud-Slap	50 Nightmare
13 Snore	32 Double Team	H.01 Cut
14 Blizzard	33 Ice Punch	H.02 Fly
15 Hyper Beam	34 Swagger	H.03 Surf
16 Icy Wind	35 Sleep Talk	H.04 Strength
17 Protect	36 Sludge Bomb	H.05 Thunderbolt
18 Rain Dance	37 Sandstorm	H.06 Whirlpool
19 Giga Drain	38 Fire Blast	H.07 Sludge Bomb

### Base Stats



Tutor Moves:  
N/A

Grass

Poison

Egg Moves:  
N/A

### Learnset:



1 - Vine Whip  
1 - Sleep Powder  
1 - Sweet Scent  
1 - Razor Leaf

### How to obtain:

Route 116, Route 117, Boulder Mine, Route 118, Sunpoint Docks, Alloy City, Route 110, Route 111, Route 107, Dragon's Maw, Route 115, Isen Strait, Urasoe Trail, Kerama Strait, Kume Point, Kikai Strait, Forked Strait, Daito Ranch, Motobu Path

Fishgroup:  
Water 2, Water 8  
Headbutt:  
N/A

Can be bred from Tentacool or Tentacruel



### Egg groups:

Water 3

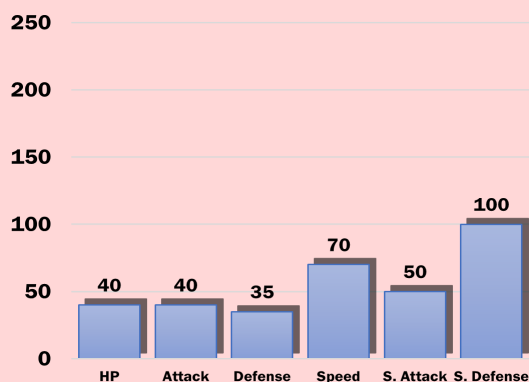
### Wild held item:

N/A

### Learnable TMs and HMs:

01 Synthesapunch	20 Endure	38 Swift
02 Headbutt	21 Frustration	40 Defense Curl
03 Curse	22 SolarBeam	41 ThunderPunch
04 Rollout	23 Iron Tail	42 Dream Eater
05 Grow	24 Dragonbreath	43 Snore
06 Toxic	25 Thunder	44 Rest
07 Zap Cannon	26 Earthquake	45 Attract
08 Flash	27 Return	46 Thief
09 Psychic Up	28 Dig	47 Steel Wing
10 Hidden Power	29 Psychic	48 Fire Punch
11 Sunny Day	30 Shadow Ball	49 Pay Back
12 Sweet Scent	31 Mud-Slap	50 Nightmare
13 Snore	32 Double Team	H.01 Cut
14 Blizzard	33 Ice Punch	H.02 Fly
15 Hyper Beam	34 Swagger	H.03 Surf
16 Icy Wind	35 Sleep Talk	H.04 Strength
17 Protect	36 Sludge Bomb	H.05 Thunderbolt
18 Rain Dance	37 Sandstorm	H.06 Whirlpool
19 Giga Drain	38 Fire Blast	H.07 Sludge Bomb

### Base Stats



Tutor Moves:

IB

Water

Poison

Egg Moves:  
Aurora Beam  
Mirror Coat  
Rapid Spin  
Haze  
Safeguard

### Learnset:

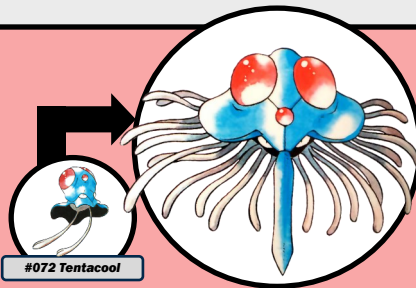
1 - Poison Sting  
6 - Supersonic  
12 - Constrict  
19 - Acid  
25 - Bubblebeam  
30 - Wrap  
36 - Barrier  
43 - Screech  
49 - Hydro Pump

### How to obtain:

Route 116, Route 117, Boulder Mine, Route 118, Sunpoint Docks, Alloy City, Route 110, Route 111, Route 107, Dragon's Maw, Route 115, Isen Strait, Urasoe Trail, Kerama Strait, Kume Point, Forked Strait, Tropical Island Outside, Nanjo Forest, Great East Strait, Daito Ranch

Fishgroup:  
Water 2, Water 8  
Headbutt:  
N/A

Evolve from Tentacool



## #073 Tentacruel

### Egg groups:

Water 3

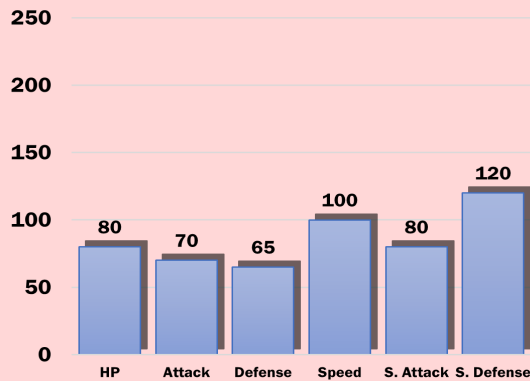
### Wild held item:

N/A

### Learnable TMs and HMs:

01 Dynamicpunch	20 Endure	38 Swift
02 Headbutt	21 Frustration	40 Defense Curl
03 Curse	22 Sandstorm	41 ThunderPunch
04 Rollout	23 Iron Tail	42 Dream Eater
05 Roar	24 Dragonbreath	43 Snore
06 Toxic	25 Thunder	44 Rest
07 Zap Cannon	26 Earthquake	45 Attract
08 Flash	27 Return	46 Thief
09 Psychic Up	28 Dig	47 Steel Wing
10 Hidden Power	29 Psychic	48 Fire Punch
11 Sunny Day	30 Shadow Ball	49 Psy Cut
12 Sweet Scent	31 Mud-Slap	50 Nightmare
13 Snore	32 Double Team	H.01 Cut
14 Blizzard	33 Ice Punch	H.02 Fly
15 Hyper Beam	34 Swagger	H.03 Surf
16 Icy Wind	35 Sleep Talk	H.04 Strength
17 Protect	36 Sludge Bomb	H.05 RockSmash
18 Rain Dance	37 Sandstorm	H.06 Whirlpool
19 Giga Drain	38 Fire Blast	H.07 Sludge Bomb

### Base Stats



### Tutor Moves:

IB

Water

Poison

Egg Moves:  
N/A

### Learnset:


- 1 - Poison Sting
- 1 - Supersonic
- 1 - Constrict
- 6 - Supersonic
- 12 - Constrict
- 19 - Acid
- 25 - Bubblebeam
- 30 - Wrap
- 38 - Barrier
- 47 - Screech
- 55 - Hydro Pump

### How to obtain:

Boulder Mine, Ampare Cavern, Whirl Island

Fishgroup:  
N/A  
Headbutt:  
N/A

Can be bred from Geodude, Graveler, or Golem



## #074 Geodude

### Egg groups:

Mineral

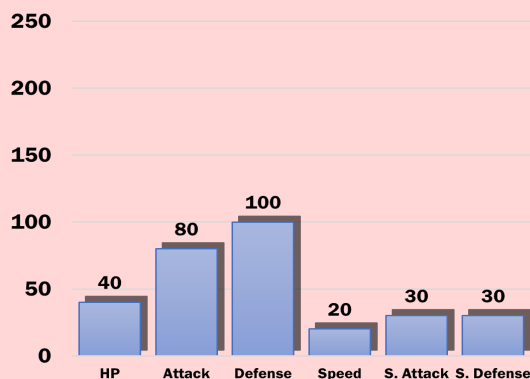
### Wild held item:

Everstone

### Learnable TMs and HMs:

01 Dynamicpunch	20 Endure	38 Swift
02 Headbutt	21 Frustration	40 Defense Curl
03 Curse	22 Sandstorm	41 ThunderPunch
04 Rollout	23 Iron Tail	42 Dream Eater
05 Roar	24 Dragonbreath	43 Snore
06 Toxic	25 Thunder	44 Rest
07 Zap Cannon	26 Earthquake	45 Attract
08 Flash	27 Return	46 Thief
09 Psychic Up	28 Dig	47 Steel Wing
10 Hidden Power	29 Psychic	48 Fire Punch
11 Sunny Day	30 Shadow Ball	49 Psy Cut
12 Sweet Scent	31 Mud-Slap	50 Nightmare
13 Snore	32 Double Team	H.01 Cut
14 Blizzard	33 Ice Punch	H.02 Fly
15 Hyper Beam	34 Swagger	H.03 Surf
16 Icy Wind	35 Sleep Talk	H.04 Strength
17 Protect	36 Sludge Bomb	H.05 RockSmash
18 Rain Dance	37 Sandstorm	H.06 Whirlpool
19 Giga Drain	38 Fire Blast	H.07 Sludge Bomb

### Base Stats



### Tutor Moves:

FT

Rock

Ground

Egg Moves:  
Mega Punch

### Learnset:


- 1 - Tackle
- 6 - Defense Curl
- 11 - Rock Throw
- 16 - Magnitude
- 21 - Selfdestruct
- 26 - Harden
- 29 - Rock Slide
- 31 - Mega Punch
- 36 - Earthquake
- 41 - Explosion

#### How to obtain:


Magma Shaft, Whirl Island, Route 115,  
Joule Cave, Charred Summit, Kikai  
Caldera

Fishgroup:  
N/A  
Headbutt:  
N/A

Evolve from Geodude



Trade, or use  
Covenant Orb



#### Egg groups:

Mineral

#### Wild held item:

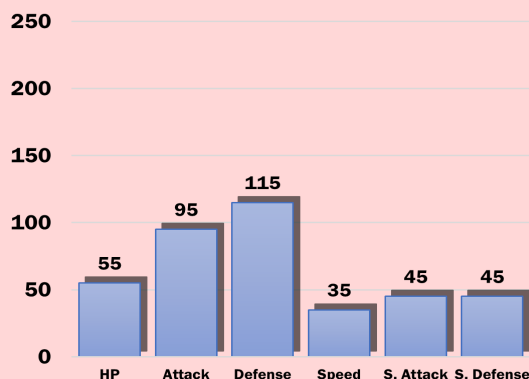
N/A

#### Learnable TMs and HMs:

01 Dynamicpunch	20 Endure	38 Swift
02 Headbutt	21 Frustration	40 Defense Curl
03 Curse	22 Sandstorm	41 ThunderPunch
04 Rollout	23 Iron Tail	42 Dream Eater
05 Roar	24 Dragonbreath	43 Snore
06 Toxic	25 Thunder	44 Rest
07 Dig	26 Earthquake	45 Attract
08 Flash	27 Return	46 Thief
09 Psychic Up	28 Dig	47 Steel Wing
10 Hidden Power	29 Psychic	48 Fire Punch
11 Sunny Day	30 Shadow Ball	49 Fury Cutter
12 Sweet Scent	31 Mud-Slap	50 Nightmare
13 Snore	32 Double Team	H.01 Cut
14 Blizzard	33 Ice Punch	H.02 Fly
15 Hyper Beam	34 Swagger	H.03 Surf
16 Icy Wind	35 Sleep Talk	H.04 Strength
17 Protect	36 Sludge Bomb	H.05 RockSmash
18 Rain Dance	37 Sandstorm	H.06 Whirlpool
19 Rage	38 Fire Blast	H.07 Sandstorm

## #075 Graveler

### Base Stats



#### Tutor Moves:

FT

Rock

Ground

Egg Moves:  
N/A

#### Learnset:


- 1 - Tackle
- 1 - Defense Curl
- 1 - Rock Throw
- 6 - Defense Curl
- 11 - Rock Throw
- 16 - Magnitude
- 21 - Selfdestruct
- 27 - Harden
- 31 - Rock Slide
- 34 - Mega Punch
- 41 - Earthquake
- 48 - Explosion

#### How to obtain:

No wild encounters

Fishgroup:  
N/A  
Headbutt:  
N/A

Evolve from Graveler



#### Egg groups:

Mineral

#### Wild held item:

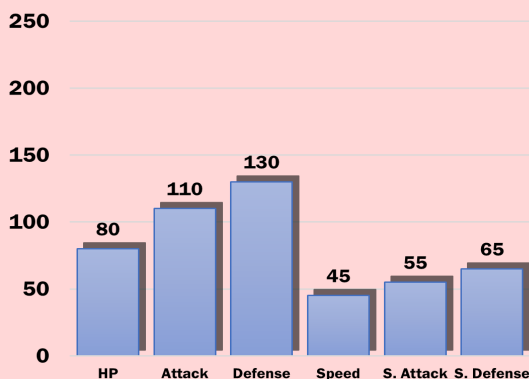
N/A

#### Learnable TMs and HMs:

01 Dynamicpunch	20 Endure	38 Swift
02 Headbutt	21 Frustration	40 Defense Curl
03 Curse	22 Sandstorm	41 ThunderPunch
04 Rollout	23 Iron Tail	42 Dream Eater
05 Roar	24 Dragonbreath	43 Snore
06 Toxic	25 Thunder	44 Rest
07 Dig	26 Earthquake	45 Attract
08 Flash	27 Return	46 Thief
09 Psychic Up	28 Dig	47 Steel Wing
10 Hidden Power	29 Psychic	48 Fire Punch
11 Sunny Day	30 Shadow Ball	49 Fury Cutter
12 Sweet Scent	31 Mud-Slap	50 Nightmare
13 Snore	32 Double Team	H.01 Cut
14 Blizzard	33 Ice Punch	H.02 Fly
15 Hyper Beam	34 Swagger	H.03 Surf
16 Icy Wind	35 Sleep Talk	H.04 Strength
17 Protect	36 Sludge Bomb	H.05 RockSmash
18 Rain Dance	37 Sandstorm	H.06 Whirlpool
19 Rage	38 Fire Blast	H.07 Sandstorm

## #076 Golem

### Base Stats



#### Tutor Moves:

FT

Rock

Ground

Egg Moves:  
N/A

#### Learnset:

- 1 - Tackle
- 1 - Defense Curl
- 1 - Rock Throw
- 1 - Magnitude
- 6 - Defense Curl
- 11 - Rock Throw
- 16 - Magnitude
- 21 - Selfdestruct
- 27 - Harden
- 34 - Mega Punch
- 41 - Earthquake
- 48 - Explosion

### How to obtain:


Route 108, Route 109

Fishgroup:  
N/A  
Headbutt:  
N/A


Evolve from Kolta



#176 Kolta



Level 40



#078 Rapidash

### Egg groups:

Ground

### Wild held item:

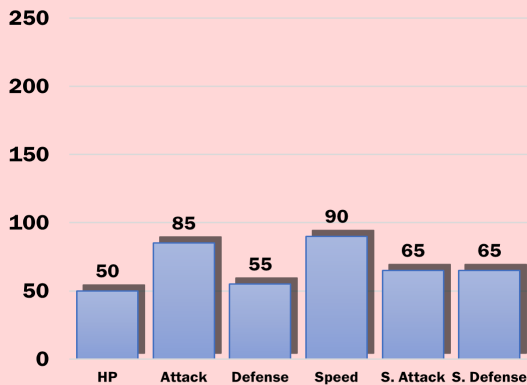
Fire Tail

### Learnable TMs and HMs:

01 Dynamapunch	20 Endure	39 Swift
02 Headbutt	21 Frustration	40 Defense Curl
03 Curse	22 Sandstorm	41 ThunderPunch
04 Rollout	23 Iron Tail	42 Dream Eater
05 Growl	24 Dragonbreath	43 Snore
06 Toxic	25 Thunder	44 Rest
07 Dig	26 Earthquake	45 Attract
08 Flash	27 Return	46 Thief
09 Psychic Up	28 Dig	47 Steel Wing
10 Hidden Power	29 Psychic	48 Fire Punch
11 Sunny Day	30 Shadow Ball	49 Fog Cutter
12 Sweet Scent	31 Mud-Slap	50 Nightmare
13 Snore	32 Double Team	H.01 Cut
14 Blizzard	33 Ice Punch	H.02 Fly
15 Hyper Beam	34 Swagger	H.03 Surf
16 Icy Wind	35 Sleep Talk	H.04 Strength
17 Protect	36 Sludge Bomb	H.05 Thunderbolt
18 Rain Dance	37 Sandstorm	H.06 Whirlpool
19 Rage Drain	38 Fire Blast	H.07 Stone Edge

## #077 Ponyta

### Base Stats



### Tutor Moves:

FT

Fire

Egg Moves:  
N/A

### Learnset:

- 1 - Tackle
- 4 - Growl
- 8 - Tail Whip
- 13 - Ember
- 19 - Stomp
- 26 - Fire Spin
- 34 - Take Down
- 43 - Agility
- 53 - Fire Blast

### How to obtain:


Seaside Path

Fishgroup:  
N/A  
Headbutt:  
N/A

Evolve from Ponyta



#077 Ponyta



### Egg groups:

Ground

### Wild held item:

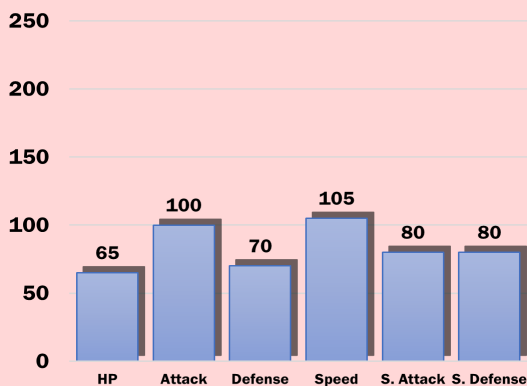
N/A

### Learnable TMs and HMs:

01 Dynamapunch	20 Endure	39 Swift
02 Headbutt	21 Frustration	40 Defense Curl
03 Curse	22 Sandstorm	41 ThunderPunch
04 Rollout	23 Iron Tail	42 Dream Eater
05 Growl	24 Dragonbreath	43 Snore
06 Toxic	25 Thunder	44 Rest
07 Dig	26 Earthquake	45 Attract
08 Flash	27 Return	46 Thief
09 Psychic Up	28 Dig	47 Steel Wing
10 Hidden Power	29 Psychic	48 Fire Punch
11 Sunny Day	30 Shadow Ball	49 Fog Cutter
12 Sweet Scent	31 Mud-Slap	50 Nightmare
13 Snore	32 Double Team	H.01 Cut
14 Blizzard	33 Ice Punch	H.02 Fly
15 Hyper Beam	34 Swagger	H.03 Surf
16 Icy Wind	35 Sleep Talk	H.04 Strength
17 Protect	36 Sludge Bomb	H.05 Thunderbolt
18 Rain Dance	37 Sandstorm	H.06 Whirlpool
19 Rage Drain	38 Fire Blast	H.07 Stone Edge

## #078 Rapidash

### Base Stats



### Tutor Moves:

FT

Fire

Egg Moves:  
N/A

### Learnset:

- 1 - Tackle
- 1 - Growl
- 1 - Tail Whip
- 1 - Ember
- 4 - Growl
- 8 - Tail Whip
- 13 - Ember
- 19 - Stomp
- 26 - Fire Spin
- 34 - Take Down
- 40 - Fury Attack
- 47 - Agility
- 61 - Fire Blast




### How to obtain:

Slowpoke Well, Deepwater Passage,  
Iced Cavern, Tropical Island Outside

Fishgroup:  
N/A  
Headbutt:  
N/A

Can be bred from Slowpoke, Slowbro, or Slowking



Level 37



#080 Slowbro



#199 Slowking

Trade w/ King's Rock,  
or use Covariant Orb

### Egg groups:

Monster, Water 1

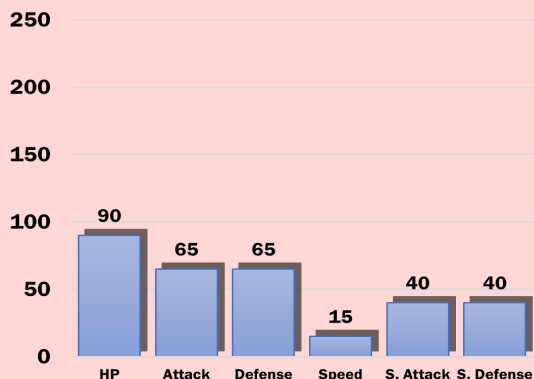
### Wild held item:

King's Rock

### Learnable TMs and HMs:

## #079 Slowpoke

### Base Stats



### Tutor Moves:

FT IB

### Water

### Psychic

### Egg Moves:

Safeguard  
Belly Drum  
Future Sight  
Stomp

### Learnset:

1 - Curse  
1 - Tackle  
6 - Growl  
15 - Water Gun  
20 - Confusion  
29 - Disable  
34 - Headbutt  
43 - Amnesia  
48 - Psychic


01 Dynamicpunch	20 Endure	39 Swift
02 Headbutt	21 Frustration	40 Defense Curl
03 Curse	22 Sandstorm	41 ThunderPunch
04 Rollout	23 Iron Tail	42 Dream Eater
05 Grow	24 Dragonbreath	43 Disable
06 Toxic	25 Thunder	44 Rest
07 Zap Cannon	26 Earthquake	45 Attract
08 Flash	27 Return	46 Thief
09 Psych Up	28 Dig	47 Steel Wing
10 Hidden Power	29 Psychic	48 Fire Punch
11 Sunny Day	30 Shadow Ball	49 Fury Cutter
12 Sweet Scent	31 Mud-Slap	50 Nightmare
13 Snore	32 Double Team	H.01 Cut
14 Blizzard	33 Ice Punch	H.02 Fly
15 Hyper Beam	34 Swagger	H.03 Surf
16 Icy Wind	35 Sleep Talk	H.04 Strength
17 Protect	36 Sludge Bomb	H.05 RockSmash
18 Rain Dance	37 Sandstorm	H.06 Whirlpool
19 Sludge Bomb	38 Fire Blast	H.07 Sludge Bomb

### How to obtain:

Tropical Island Outside, Rainbow Is-  
land, Slowpoke Well

Fishgroup:  
N/A  
Headbutt:  
N/A

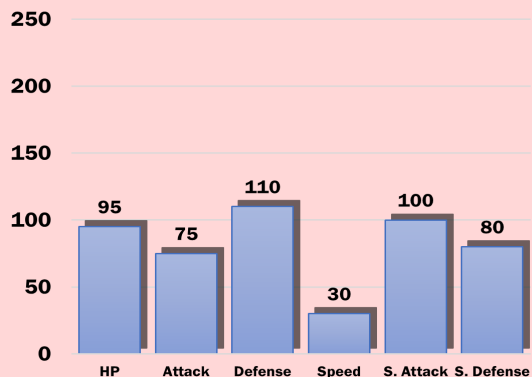
Evolve from Slowpoke



#079 Slowpoke

## #080 Slowbro

### Base Stats



### Tutor Moves:

FT IB

### Water

### Psychic

### Egg Moves:

N/A

### Learnset:

1 - Curse  
1 - Tackle  
1 - Growl  
1 - Water Gun  
6 - Growl  
15 - Water Gun  
20 - Confusion  
29 - Disable  
34 - Headbutt  
37 - Withdraw  
40 - Body Slam  
46 - Amnesia  
54 - Psychic

01 Dynamicpunch	20 Endure	39 Swift
02 Headbutt	21 Frustration	40 Defense Curl
03 Curse	22 Sandstorm	41 ThunderPunch
04 Rollout	23 Iron Tail	42 Dream Eater
05 Grow	24 Dragonbreath	43 Disable
06 Toxic	25 Thunder	44 Rest
07 Zap Cannon	26 Earthquake	45 Attract
08 Flash	27 Return	46 Thief
09 Psych Up	28 Dig	47 Steel Wing
10 Hidden Power	29 Psychic	48 Fire Punch
11 Sunny Day	30 Shadow Ball	49 Fury Cutter
12 Sweet Scent	31 Mud-Slap	50 Nightmare
13 Snore	32 Double Team	H.01 Cut
14 Blizzard	33 Ice Punch	H.02 Fly
15 Hyper Beam	34 Swagger	H.03 Surf
16 Icy Wind	35 Sleep Talk	H.04 Strength
17 Protect	36 Sludge Bomb	H.05 RockSmash
18 Rain Dance	37 Sandstorm	H.06 Whirlpool
19 Sludge Bomb	38 Fire Blast	H.07 Sludge Bomb

### Egg groups:

Monster, Water 1

### Wild held item:

N/A


### Learnable TMs and HMs:

### How to obtain:


Route 105, Ampere Cavern

Fishgroup:  
N/A  
Headbutt:  
N/A

Can be bred from Magnemite or Magneton



Level 30



### Egg groups:

Mineral

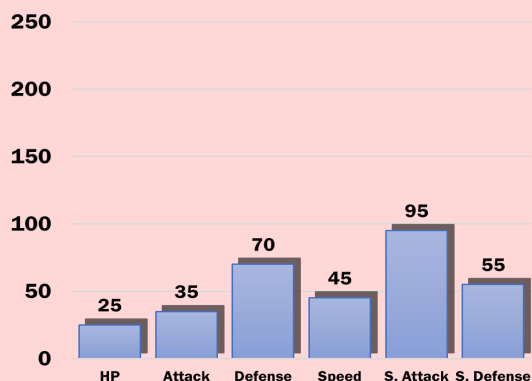
### Wild held item:

Metal Coat

### Learnable TMs and HMs:

## #081 Magnemite

### Base Stats



### Tutor Moves:

TB

Electric

Steel

Egg Moves:  
N/A

### Learnset:

1 - Tackle  
6 - Thundershock  
11 - Supersonic  
16 - Sonicboom  
21 - Thunder Wave  
27 - Lock On  
33 - Swift  
36 - Thunderbolt  
39 - Screech  
45 - Zap Cannon

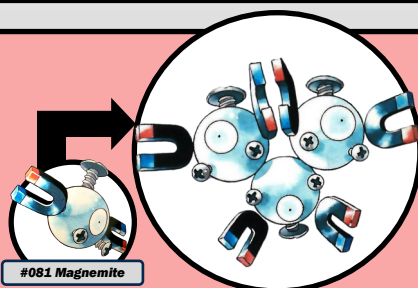
01 Supersonic	20 Endure	39 Swift
02 Headbutt	21 Frustration	40 Defense Curl
03 Curse	22 Sandstorm	41 Thunder Punch
04 Rollout	23 Iron Tail	42 Dream Eater
05 Growl	24 Dragonbreath	43 Snore
06 Toxic	25 Thunder	44 Rest
07 Zap Cannon	26 Earthquake	45 Attract
08 Flash	27 Return	46 Thief
09 Psychic Up	28 Dig	47 Steel Wing
10 Hidden Power	29 Psychic	48 Fire Punch
11 Sunny Day	30 Shadow Ball	49 Pay Day
12 Sweet Scent	31 Mud-Slap	50 Nightmare
13 Snore	32 Double Team	H.01 Cut
14 Blizzard	33 Ice Punch	H.02 Fly
15 Hyper Beam	34 Swagger	H.03 Surf
16 Icy Wind	35 Sleep Talk	H.04 Strength
17 Protect	36 Sandstorm	H.05 Thunderbolt
18 Rain Dance	37 Sandstorm	H.06 Whirlpool
19 Mega Drain	38 Fire Blast	H.07 Sludge Bomb

### How to obtain:

Joule Cave, Isen Lab

Fishgroup:  
N/A  
Headbutt:  
N/A

Evolve from Magnemite



## #082 Magneton

### Egg groups:

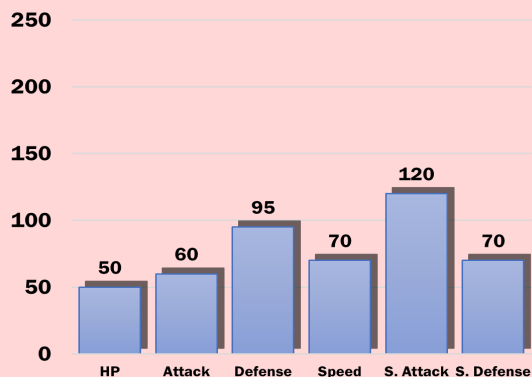
Mineral

### Wild held item:

N/A

### Learnable TMs and HMs:

### Base Stats



### Tutor Moves:

TB

Electric

Steel

Egg Moves:  
N/A

### Learnset:

1 - Tackle  
1 - Thundershock  
1 - Supersonic  
1 - Sonicboom  
6 - Thundershock  
11 - Supersonic  
16 - Sonicboom  
21 - Thunder Wave  
27 - Lock On  
35 - Tri Attack  
39 - Thunderbolt  
43 - Screech  
53 - Zap Cannon


01 Supersonic	20 Endure	39 Swift
02 Headbutt	21 Frustration	40 Defense Curl
03 Curse	22 Sandstorm	41 Thunder Punch
04 Rollout	23 Iron Tail	42 Dream Eater
05 Growl	24 Dragonbreath	43 Snore
06 Toxic	25 Thunder	44 Rest
07 Zap Cannon	26 Earthquake	45 Attract
08 Flash	27 Return	46 Thief
09 Psychic Up	28 Dig	47 Steel Wing
10 Hidden Power	29 Psychic	48 Fire Punch
11 Sunny Day	30 Shadow Ball	49 Pay Day
12 Sweet Scent	31 Mud-Slap	50 Nightmare
13 Snore	32 Double Team	H.01 Cut
14 Blizzard	33 Ice Punch	H.02 Fly
15 Hyper Beam	34 Swagger	H.03 Surf
16 Icy Wind	35 Sleep Talk	H.04 Strength
17 Protect	36 Sandstorm	H.05 Thunderbolt
18 Rain Dance	37 Sandstorm	H.06 Whirlpool
19 Mega Drain	38 Fire Blast	H.07 Sludge Bomb

#### How to obtain:


Route 101, Silent Hills

Fishgroup:  
N/A  
Headbutt:  
N/A

Can be bred from Farfetch'd or Luxwan



Level 25



#219 Luxwan

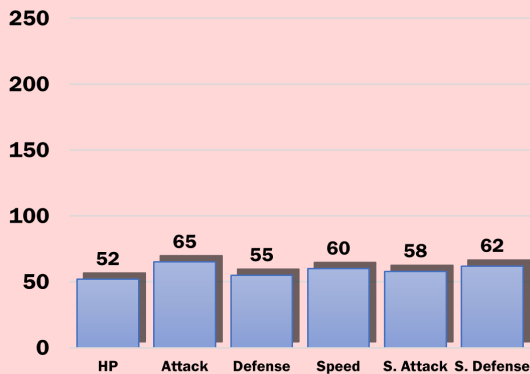
Egg groups:  
Flying, Ground

Wild held item:  
Stick

#### Learnable TMs and HMs:

## #083 Farfetch'd

### Base Stats



Tutor Moves:  
N/A

Normal

Flying

Egg Moves:  
Steel Wing  
Foresight  
Mirror Move  
Gust  
Quick Attack  
Flail

#### Learnset:

1 - Peck  
7 - Sand Attack  
13 - Leer  
15 - Gust  
19 - Fury Attack  
23 - Wing Attack  
26 - Swords Dance  
31 - Agility  
37 - Slash  
44 - False Swipe  
52 - Sky Attack

01 Synthesis	20 Endure	39 Swift
02 Headbutt	21 Frustration	40 Defense Curl
03 Curse	22 Sandstorm	41 ThunderPunch
04 Rollout	23 Iron Tail	42 Dream Eater
05 Growl	24 Dragonbreath	43 Detect
06 Toxic	25 Thunder	44 Rest
07 Dig	26 Earthquake	45 Attract
08 Flash	27 Return	46 Thief
09 Psych Up	28 Dig	47 Steel Wing
10 Hidden Power	29 Psychic	48 Fire Punch
11 Sunny Day	30 Shadow Ball	49 Pay Day
12 Sweet Scent	31 Mud-Slap	50 Nightmare
13 Snore	32 Double Team	H.01 Cut
14 Blizzard	33 Ice Punch	H.02 Fly
15 Hyper Beam	34 Swagger	H.03 Surf
16 Icy Wind	35 Sleep Talk	H.04 Strength
17 Protect	36 Charge Beam	H.05 Rock Smash
18 Rain Dance	37 Sandstorm	H.06 Whirlpool
19 Egg Move	38 Fire Blast	H.07 Sludge Bomb

#### How to obtain:


Route 118, Route 104, Route 105,  
Route 115, Meridian Path

Fishgroup:  
N/A  
Headbutt:  
N/A


Evolve from Dodaerie



#241 Dodaerie



Level 31



#085 Dodrio

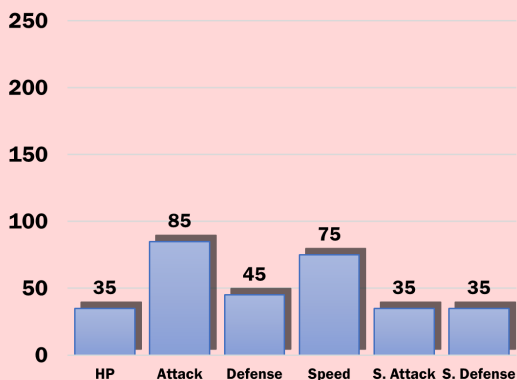
Egg groups:  
Flying

Wild held item:  
N/A

#### Learnable TMs and HMs:

## #084 Doduo

### Base Stats



Tutor Moves:  
N/A

Normal

Flying

Egg Moves:  
N/A

#### Learnset:

1 - Peck  
1 - Growl  
9 - Pursuit  
13 - Fury Attack  
21 - Tri Attack  
25 - Rage  
33 - Drill Peck  
37 - Agility


01 Synthesis	20 Endure	39 Swift
02 Headbutt	21 Frustration	40 Defense Curl
03 Curse	22 Sandstorm	41 ThunderPunch
04 Rollout	23 Iron Tail	42 Dream Eater
05 Growl	24 Dragonbreath	43 Detect
06 Toxic	25 Thunder	44 Rest
07 Dig	26 Earthquake	45 Attract
08 Flash	27 Return	46 Thief
09 Psych Up	28 Dig	47 Steel Wing
10 Hidden Power	29 Psychic	48 Fire Punch
11 Sunny Day	30 Shadow Ball	49 Pay Day
12 Sweet Scent	31 Mud-Slap	50 Nightmare
13 Snore	32 Double Team	H.01 Cut
14 Blizzard	33 Ice Punch	H.02 Fly
15 Hyper Beam	34 Swagger	H.03 Surf
16 Icy Wind	35 Sleep Talk	H.04 Strength
17 Protect	36 Charge Beam	H.05 Rock Smash
18 Rain Dance	37 Sandstorm	H.06 Whirlpool
19 Egg Move	38 Fire Blast	H.07 Sludge Bomb

#### How to obtain:

Route 115, Seaside Path, Meridian Path, Rainbow Island

Fishgroup:  
N/A  
Headbutt:  
N/A

Evolve from Doduo



#084 Doduo

## #085 Dodrio

#### Egg groups:

Flying

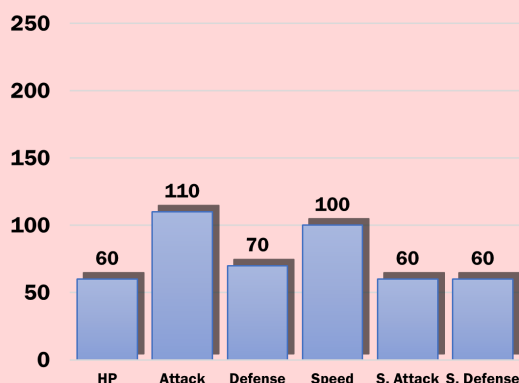
#### Wild held item:

Sharp Beak

#### Learnable TMs and HMs:

01 Synthesis	20 Endure	39 Swift
02 Headbutt	21 Frustration	40 Defense Curl
03 Curse	22 Sandstorm	41 ThunderPunch
04 Rollout	23 Iron Tail	42 Dream Eater
05 Roar	24 Dragonbreath	43 Snore
06 Toxic	25 Thunder	44 Rest
07 Dig	26 Earthquake	45 Attract
08 Flash	27 Return	46 Thief
09 Psychic Up	28 Dig	47 Steel Wing
10 Hidden Power	29 Psychic	48 Fire Punch
11 Sunny Day	30 Shadow Ball	49 Pay Day
12 Sweet Scent	31 Mud-Slap	50 Nightmare
13 Snore	32 Double Team	H.01 Cut
14 Blizzard	33 Ice Punch	H.02 Fly
15 Hyper Beam	34 Swagger	H.03 Surf
16 Icy Wind	35 Sleep Talk	H.04 Strength
17 Protect	36 Sandstorm	H.05 Thunderbolt
18 Rain Dance	37 Sandstorm	H.06 Whirlpool
19 Egg Beak	38 Fire Blast	H.07 Waterfall

### Base Stats



Tutor Moves:  
N/A

Normal

Flying

Egg Moves:  
N/A

#### Learnset:

1 - Peck  
1 - Growl  
1 - Pursuit  
1 - Fury Attack  
9 - Pursuit  
13 - Fury Attack  
21 - Tri Attack  
25 - Rage  
38 - Drill Peck  
47 - Agility

#### How to obtain:

Deepwater Passage, Whirl Island, Iced Cavern

Fishgroup:  
Water 7  
Headbutt:  
N/A

Can be bred from Seel or Dewgong



Level 34

#087 Dewgong

## #086 Seel

#### Egg groups:

Water 1, Ground

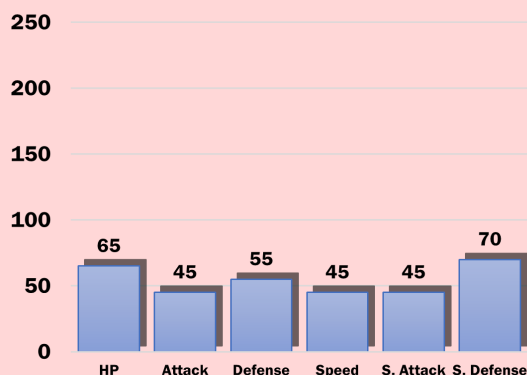
#### Wild held item:

Water Tail

#### Learnable TMs and HMs:

01 Synthesis	20 Endure	39 Swift
02 Headbutt	21 Frustration	40 Defense Curl
03 Curse	22 Sandstorm	41 ThunderPunch
04 Rollout	23 Iron Tail	42 Dream Eater
05 Roar	24 Dragonbreath	43 Snore
06 Toxic	25 Thunder	44 Rest
07 Dig	26 Earthquake	45 Attract
08 Flash	27 Return	46 Thief
09 Psychic Up	28 Dig	47 Steel Wing
10 Hidden Power	29 Psychic	48 Fire Punch
11 Sunny Day	30 Shadow Ball	49 Pay Day
12 Sweet Scent	31 Mud-Slap	50 Nightmare
13 Snore	32 Double Team	H.01 Cut
14 Blizzard	33 Ice Punch	H.02 Fly
15 Hyper Beam	34 Swagger	H.03 Surf
16 Icy Wind	35 Sleep Talk	H.04 Strength
17 Protect	36 Sandstorm	H.05 Thunderbolt
18 Rain Dance	37 Sandstorm	H.06 Whirlpool
19 Egg Beak	38 Fire Blast	H.07 Waterfall

### Base Stats



Tutor Moves:

IB

Water

Egg Moves:  
Lick  
Perish Song  
Disable  
Peck  
Slam  
Encore

#### Learnset:

1 - Tackle  
7 - Growl  
14 - Water Gun  
14 - Powder Snow  
21 - Sing  
28 - Headbutt  
35 - Light Screen  
42 - Aurora Beam  
49 - Take Down  
56 - Ice Beam




### How to obtain:

Iced Cavern

Fishgroup:  
Water 7  
Headbutt:  
N/A

Evolve from Seel



## #087 Dewgong

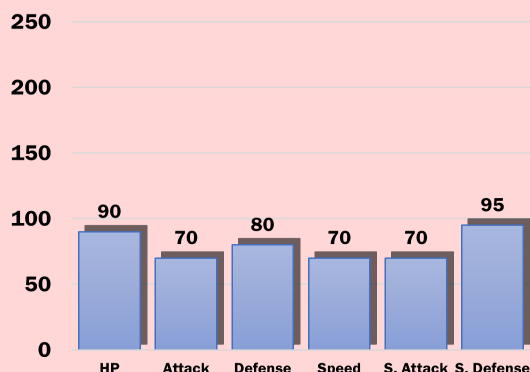
Egg groups:  
Water 1, Ground

Wild held item:  
N/A

### Learnable TMs and HMs:

01 Dynamicpunch	20 Endure	39 Swift
02 Headbutt	21 Frustration	40 Defense Curl
03 Curse	22 Sandstorm	41 ThunderPunch
04 Rollout	23 Iron Tail	42 Dream Eater
05 Roar	24 Dragonbreath	43 Snore
06 Toxic	25 Thunder	44 Rest
07 Zap Cannon	26 Earthquake	45 Attract
08 Flash	27 Return	46 Thief
09 Psychic Up	28 Dig	47 Steel Wing
10 Hidden Power	29 Psychic	48 Fire Punch
11 Sunny Day	30 Shadow Ball	49 Pay Back
12 Sweet Scent	31 Mud-Slap	50 Nightmare
13 Snore	32 Double Team	H.01 Cut
14 Blizzard	33 Ice Punch	H.02 Fly
15 Hyper Beam	34 Swagger	H.03 Surf
16 Icy Wind	35 Sleep Talk	H.04 Strength
17 Protect	36 Sludge Bomb	H.05 Thunderbolt
18 Rain Dance	37 Sandstorm	H.06 Whirlpool
19 Giga Drain	38 Fire Blast	H.07 Waterfall

### Base Stats



### Tutor Moves:

IB

Water

Ice

Egg Moves:  
N/A

### Learnset:


1 - Tackle  
8 - Growl  
16 - Water Gun  
16 - Powder Snow  
24 - Sing  
32 - Headbutt  
40 - Light Screen  
48 - Aurora Beam  
56 - Take Down  
64 - Ice Beam

### How to obtain:

Endon Cave, Magma Shaft

Fishgroup:  
N/A  
Headbutt:  
N/A

Evolve from Smujj



## #088 Grimer

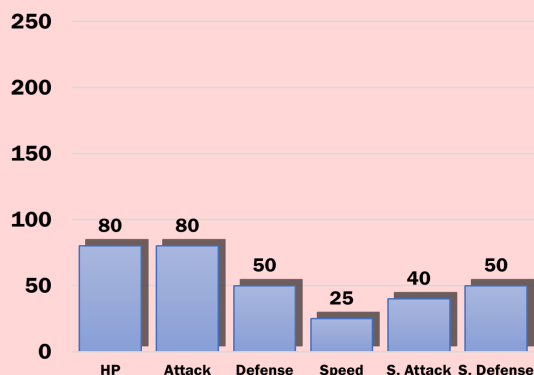
Egg groups:  
Indeterminate

Wild held item:  
Nugget

### Learnable TMs and HMs:

01 Dynamicpunch	20 Endure	39 Swift
02 Headbutt	21 Frustration	40 Defense Curl
03 Curse	22 Sandstorm	41 ThunderPunch
04 Rollout	23 Iron Tail	42 Dream Eater
05 Roar	24 Dragonbreath	43 Snore
06 Toxic	25 Thunder	44 Rest
07 Zap Cannon	26 Earthquake	45 Attract
08 Flash	27 Return	46 Thief
09 Psychic Up	28 Dig	47 Steel Wing
10 Hidden Power	29 Psychic	48 Fire Punch
11 Sunny Day	30 Shadow Ball	49 Pay Back
12 Sweet Scent	31 Mud-Slap	50 Nightmare
13 Snore	32 Double Team	H.01 Cut
14 Blizzard	33 Ice Punch	H.02 Fly
15 Hyper Beam	34 Swagger	H.03 Surf
16 Icy Wind	35 Sleep Talk	H.04 Strength
17 Protect	36 Sludge Bomb	H.05 Thunderbolt
18 Rain Dance	37 Sandstorm	H.06 Whirlpool
19 Giga Drain	38 Fire Blast	H.07 Waterfall

### Base Stats



### Tutor Moves:

FT TB

Poison

Egg Moves:  
N/A

### Learnset:


1 - Poison Gas  
1 - Pound  
5 - Harden  
10 - Disable  
16 - Sludge  
23 - Minimize  
31 - Screech  
40 - Acid Armor  
50 - Sludge Bomb

### How to obtain:

No wild encounters

Fishgroup:  
N/A  
Headbutt:  
N/A

Evolve from Grimer



#088 Grimer

## #089 Muk

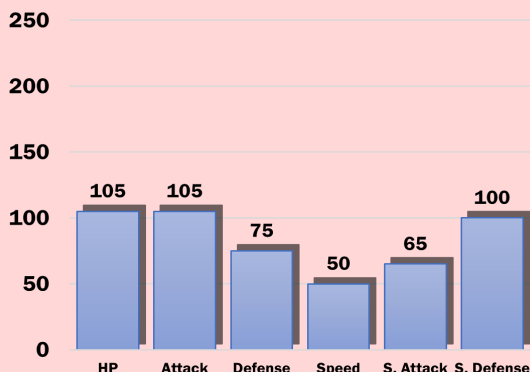
Egg groups:  
Indeterminate

Wild held item:  
N/A

### Learnable TMs and HMs:

01 Dynamicpunch	20 Endure	39 Swift
02 Headbutt	21 Frustration	40 Defense Curl
03 Curse	22 Sandstorm	41 ThunderPunch
04 Rollout	23 Iron Tail	42 Dream Eater
05 Roar	24 Dragonbreath	43 Snore
06 Toxic	25 Thunder	44 Rest
07 Zap Cannon	26 Earthquake	45 Attract
08 Flash	27 Return	46 Thief
09 Psychic Up	28 Dig	47 Steel Wing
10 Hidden Power	29 Psychic	48 Fire Punch
11 Sunny Day	30 Shadow Ball	49 Pay Day
12 Sweet Scent	31 Mud-Slap	50 Nightmare
13 Snore	32 Double Team	H.01 Cut
14 Blizzard	33 Ice Punch	H.02 Fly
15 Hyper Beam	34 Swagger	H.03 Surf
16 Icy Wind	35 Sleep Talk	H.04 Strength
17 Protect	36 Sludge Bomb	H.05 Dragonbreath
18 Rain Dance	37 Sandstorm	H.06 Whirlpool
19 Giga Drain	38 Fire Blast	H.07 Waterfall

### Base Stats



### Tutor Moves:

FT TB

Poison

Egg Moves:  
N/A

### Learnset:


1 - Poison Gas  
1 - Pound  
1 - Harden  
33 - Disarm  
45 - Sludge  
23 - Minimize  
31 - Screech  
45 - Acid Armor  
60 - Sludge Bomb

### How to obtain:

No wild encounters

Fishgroup:  
Water 2  
Headbutt:  
N/A

Can be bred from Shellder or Cloyster



#091 Cloyster

## #090 Shellder

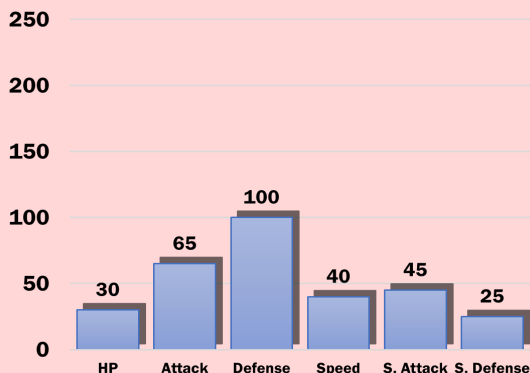
Egg groups:  
Water 3

Wild held item:  
Pearl

### Learnable TMs and HMs:

01 Dynamicpunch	20 Endure	39 Swift
02 Headbutt	21 Frustration	40 Defense Curl
03 Curse	22 Sandstorm	41 ThunderPunch
04 Rollout	23 Iron Tail	42 Dream Eater
05 Roar	24 Dragonbreath	43 Snore
06 Toxic	25 Thunder	44 Rest
07 Zap Cannon	26 Earthquake	45 Attract
08 Flash	27 Return	46 Thief
09 Psychic Up	28 Dig	47 Steel Wing
10 Hidden Power	29 Psychic	48 Fire Punch
11 Sunny Day	30 Shadow Ball	49 Pay Day
12 Sweet Scent	31 Mud-Slap	50 Nightmare
13 Snore	32 Double Team	H.01 Cut
14 Blizzard	33 Ice Punch	H.02 Fly
15 Hyper Beam	34 Swagger	H.03 Surf
16 Icy Wind	35 Sleep Talk	H.04 Strength
17 Protect	36 Sludge Bomb	H.05 Dragonbreath
18 Rain Dance	37 Sandstorm	H.06 Whirlpool
19 Giga Drain	38 Fire Blast	H.07 Waterfall

### Base Stats



### Tutor Moves:

IB

Water

Egg Moves:  
Bubblebeam  
Take Down  
Barrier  
Rapid Spin  
Screech

### Learnset:

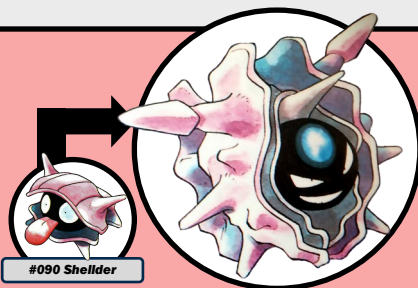
1 - Tackle  
1 - Withdraw  
9 - Supersonic  
17 - Aurora Beam  
25 - Protect  
33 - Leer  
41 - Clamp  
49 - Ice Beam

### How to obtain:

No wild encounters

Fishgroup:  
N/A  
Headbutt:  
N/A

Evolve from Shellder



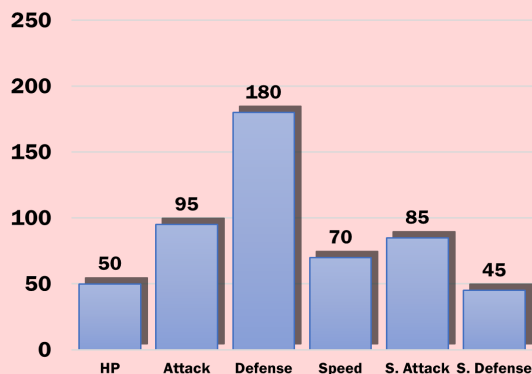
Egg groups:  
Water 3

Wild held item:  
N/A

### Learnable TMs and HMs:

## #091 Cloyster

### Base Stats



### Tutor Moves:

IB

Water

Ice

Egg Moves:  
N/A

### Learnset:

1 - Withdraw  
1 - Supersonic  
1 - Aurora Beam  
1 - Protect  
33 - Spikes  
41 - Spike Cannon


01 Synthesis	20 Endure	39 Swift
02 Headbutt	21 Frustration	40 Defense Curl
03 Curse	22 Sandstorm	41 Thunder Punch
04 Rollout	23 Iron Tail	42 Dream Eater
05 Grow	24 Dragonbreath	43 Snore
06 Toxic	25 Thunder	44 Rest
07 Zap Cannon	26 Earthquake	45 Attract
08 Flash	27 Return	46 Thief
09 Psych Up	28 Dig	47 Steel Wing
10 Hidden Power	29 Psychic	48 Fire Punch
11 Sunny Day	30 Shadow Ball	49 Pay Day
12 Sweet Scent	31 Mud-Slap	50 Nightmare
13 Snore	32 Double Team	H.01 Cut
14 Blizzard	33 Ice Punch	H.02 Fly
15 Hyper Beam	34 Swagger	H.03 Surf
16 Icy Wind	35 Sleep Talk	H.04 Strength
17 Protect	36 Sludge Bomb	H.05 Rock Smash
18 Rain Dance	37 Sandstorm	H.06 Whirlpool
19 Giga Drain	38 Fire Blast	H.07 Waterfall

### How to obtain:

5 Floor Tower, Route 102

Fishgroup:  
N/A  
Headbutt:  
N/A

Can be bred from Gastly, Haunter, or Gengar



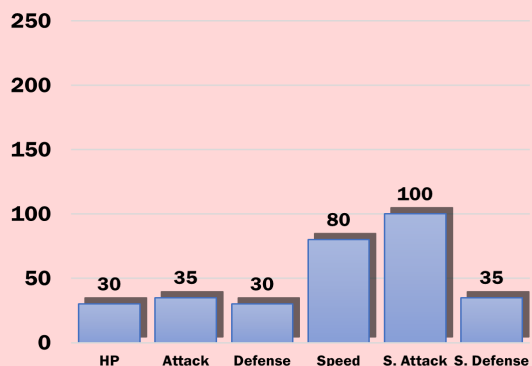
Egg groups:  
Indeterminate

Wild held item:  
N/A

### Learnable TMs and HMs:

## #092 Gastly

### Base Stats



### Tutor Moves:

TB

Ghost

Poison

Egg Moves:  
Psywave  
Perish Song  
Haze

### Learnset:

1 - Hypnosis  
1 - Lick  
8 - Spite  
13 - Mean Look  
16 - Curse  
21 - Night Shade  
28 - Confuse Ray  
33 - Dream Eater  
36 - Destiny Bond


01 Synthesis	20 Endure	39 Swift
02 Headbutt	21 Frustration	40 Defense Curl
03 Curse	22 Sandstorm	41 Thunder Punch
04 Rollout	23 Iron Tail	42 Dream Eater
05 Grow	24 Dragonbreath	43 Snore
06 Toxic	25 Thunder	44 Rest
07 Zap Cannon	26 Earthquake	45 Attract
08 Flash	27 Return	46 Thief
09 Psych Up	28 Dig	47 Steel Wing
10 Hidden Power	29 Psychic	48 Fire Punch
11 Sunny Day	30 Shadow Ball	49 Pay Day
12 Sweet Scent	31 Mud-Slap	50 Nightmare
13 Snore	32 Double Team	H.01 Cut
14 Blizzard	33 Ice Punch	H.02 Fly
15 Hyper Beam	34 Swagger	H.03 Surf
16 Icy Wind	35 Sleep Talk	H.04 Strength
17 Protect	36 Sludge Bomb	H.05 Rock Smash
18 Rain Dance	37 Sandstorm	H.06 Whirlpool
19 Giga Drain	38 Fire Blast	H.07 Waterfall

### How to obtain:


Isen Lab

Fishgroup:  
N/A  
Headbutt:  
N/A

Evolve from Gastly



Trade, or use  
Covenant Orb



### Egg groups:

Indeterminate

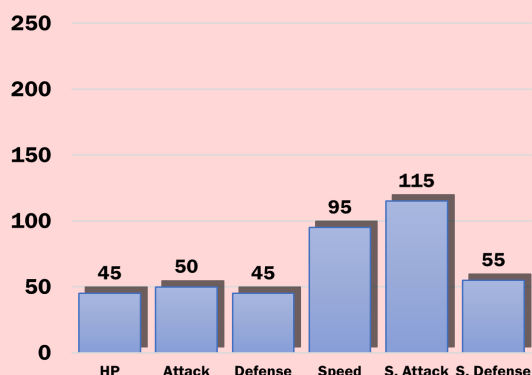
### Wild held item:

N/A

### Learnable TMs and HMs:

## #093 Haunter

### Base Stats



### Tutor Moves:

TB

Ghost

Poison

Egg Moves:  
N/A

### Learnset:

1 - Hypnosis  
1 - Lick  
1 - Spite  
8 - Spite  
13 - Mean Look  
16 - Curse  
21 - Night Shade  
31 - Confuse Ray  
39 - Dream Eater  
48 - Destiny Bond

01 Dynamicpunch	20 Endure	38 Swift
02 Headbutt	21 Frustration	40 Defense Curl
03 Curse	22 Sandstorm	41 ThunderPunch
04 Rollout	23 Iron Tail	42 Dream Eater
05 Roar	24 Dragonbreath	43 Snore
06 Toxic	25 Thunder	44 Rest
07 Zap Cannon	26 Earthquake	45 Attract
08 Flash	27 Return	46 Thief
09 Psych Up	28 Dig	47 Steel Wing
10 Hidden Power	29 Psychic	48 Fire Punch
11 Sunny Day	30 Shadow Ball	49 Pay Coban
12 Sweet Scent	31 Mud-Slap	50 Nightmare
13 Snore	32 Double Team	H.01 Cut
14 Blizzard	33 Ice Punch	H.02 Fly
15 Hyper Beam	34 Swagger	H.03 Surf
16 Icy Wind	35 Sleep Talk	H.04 Strength
17 Protect	36 Sludge Bomb	H.05 RockSmash
18 Rain Dance	37 Sandstorm	H.06 Whirlpool
19 Giga Drain	38 Fire Blast	H.07 Sludge Bomb

### How to obtain:

No wild encounters

Fishgroup:  
N/A  
Headbutt:  
N/A

Evolve from Haunter



### Egg groups:

Indeterminate

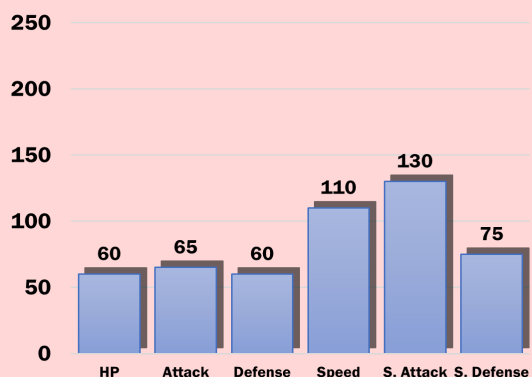
### Wild held item:

N/A

### Learnable TMs and HMs:

## #094 Gengar

### Base Stats



### Tutor Moves:

TB

Ghost

Poison

Egg Moves:  
N/A

### Learnset:

1 - Hypnosis  
1 - Lick  
1 - Spite  
8 - Spite  
13 - Mean Look  
16 - Curse  
21 - Night Shade  
31 - Confuse Ray  
39 - Dream Eater  
48 - Destiny Bond

01 Dynamicpunch	20 Endure	38 Swift
02 Headbutt	21 Frustration	40 Defense Curl
03 Curse	22 Sandstorm	41 ThunderPunch
04 Rollout	23 Iron Tail	42 Dream Eater
05 Roar	24 Dragonbreath	43 Snore
06 Toxic	25 Thunder	44 Rest
07 Zap Cannon	26 Earthquake	45 Attract
08 Flash	27 Return	46 Thief
09 Psych Up	28 Dig	47 Steel Wing
10 Hidden Power	29 Psychic	48 Fire Punch
11 Sunny Day	30 Shadow Ball	49 Pay Coban
12 Sweet Scent	31 Mud-Slap	50 Nightmare
13 Snore	32 Double Team	H.01 Cut
14 Blizzard	33 Ice Punch	H.02 Fly
15 Hyper Beam	34 Swagger	H.03 Surf
16 Icy Wind	35 Sleep Talk	H.04 Strength
17 Protect	36 Sludge Bomb	H.05 RockSmash
18 Rain Dance	37 Sandstorm	H.06 Whirlpool
19 Giga Drain	38 Fire Blast	H.07 Sludge Bomb



### How to obtain:


Boulder Mine, Whirl Island, Mt. Fuji  
Interior, Rainbow Island

Fishgroup:  
N/A  
Headbutt:  
N/A

Can be bred from Onix or Steelix



Trade w/ Metal  
Coat, or use  
Covenant Orb



### Egg groups:

Mineral

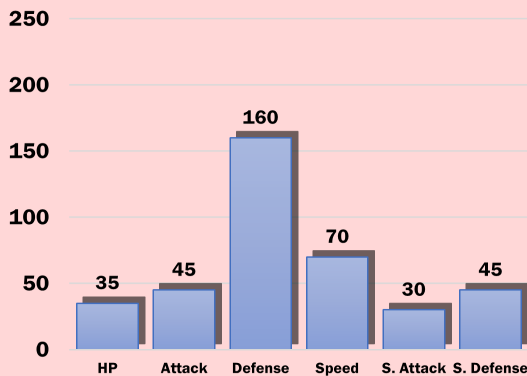
### Wild held item:

N/A

### Learnable TMs and HMs:

## #095 Onix

### Base Stats



Tutor Moves:  
N/A

Rock

Ground

Egg Moves:  
Rock Slide  
Flail

### Learnset:

1 - Tackle  
1 - Screech  
10 - Bind  
14 - Rock Throw  
23 - Harden  
27 - Rage  
36 - Sandstorm  
40 - Slam


01 Dynamicpunch	20 Endure	38 Swift
02 Headbutt	21 Frustration	40 Defense Curl
03 Curse	22 Sandstorm	41 ThunderPunch
04 Rollout	23 Iron Tail	42 Dream Eater
05 Roar	24 Dragonbreath	43 Snore
06 Toxic	25 Thunder	44 Rest
07 Zap Cannon	26 Earthquake	45 Attract
08 Flash	27 Return	46 Thief
09 Psych Up	28 Dig	47 Steel Wing
10 Hidden Power	29 Psychic	48 Fire Punch
11 Sunny Day	30 Shadow Ball	49 Pay Day
12 Sweet Scent	31 Mud-Slap	50 Nightmare
13 Snore	32 Double Team	H.01 Cut
14 Blizzard	33 Ice Punch	H.02 Fly
15 Hyper Beam	34 Swagger	H.03 Surf
16 Icy Wind	35 Sleep Talk	H.04 Strength
17 Protect	36 Sandstorm	H.05 RockSmash
18 Rain Dance	37 Sandstorm	H.06 Whirlpool
19 Rage	38 Fire Blast	H.07 Sludge Bomb

### How to obtain:


Route 106

Fishgroup:  
N/A  
Headbutt:  
N/A

Can be bred from Drowzee or Hypno



Level 26



### Egg groups:

Humanshape

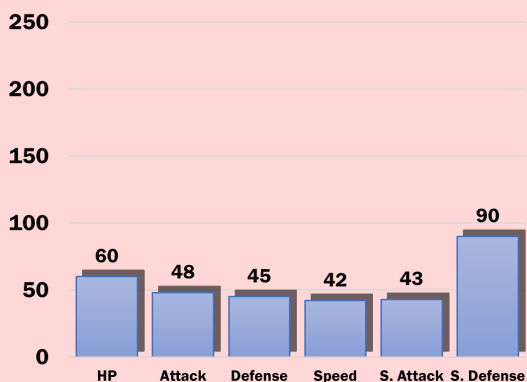
### Wild held item:

Wisdom Orb

### Learnable TMs and HMs:

## #096 Drowzee

### Base Stats



Tutor Moves:  
N/A

Psychic

Egg Moves:  
Light Screen  
Barrier

### Learnset:

1 - Pound  
1 - Hypnosis  
10 - Disable  
18 - Confusion  
25 - Headbutt  
31 - Poison Gas  
36 - Meditate  
40 - Psychic  
43 - Psych Up  
45 - Future Sight


01 Dynamicpunch	20 Endure	38 Swift
02 Headbutt	21 Frustration	40 Defense Curl
03 Curse	22 Sandstorm	41 ThunderPunch
04 Rollout	23 Iron Tail	42 Dream Eater
05 Roar	24 Dragonbreath	43 Snore
06 Toxic	25 Thunder	44 Rest
07 Zap Cannon	26 Earthquake	45 Attract
08 Flash	27 Return	46 Thief
09 Psych Up	28 Dig	47 Steel Wing
10 Hidden Power	29 Psychic	48 Fire Punch
11 Sunny Day	30 Shadow Ball	49 Pay Day
12 Sweet Scent	31 Mud-Slap	50 Nightmare
13 Snore	32 Double Team	H.01 Cut
14 Blizzard	33 Ice Punch	H.02 Fly
15 Hyper Beam	34 Swagger	H.03 Surf
16 Icy Wind	35 Sleep Talk	H.04 Strength
17 Protect	36 Sandstorm	H.05 RockSmash
18 Rain Dance	37 Sandstorm	H.06 Whirlpool
19 Rage	38 Fire Blast	H.07 Sludge Bomb

### How to obtain:

Isen Lab

Fishgroup:  
N/A  
Headbutt:  
N/A

Evolve from Drowzee



## #097 Hypno

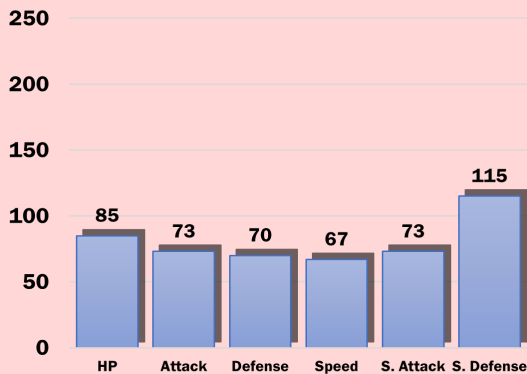
Egg groups:  
Humanshape

Wild held item:  
N/A

### Learnable TMs and HMs:

01 Dynamicpunch	20 Endure	38 Swift
02 Headbutt	21 Frustration	40 Defense Curl
03 Curse	22 Sandstorm	41 ThunderPunch
04 Rollout	23 Iron Tail	42 Dream Eater
05 Grow	24 Dragonbreath	43 Snore
06 Toxic	25 Thunder	44 Rest
07 Zap Cannon	26 Earthquake	45 Attract
08 Flash	27 Return	46 Thief
09 Psych Up	28 Dig	47 Steel Wing
10 Hidden Power	29 Psychic	48 Fire Punch
11 Sunny Day	30 Shadow Ball	49 Fury Cutter
12 Sweet Scent	31 Mud-Slap	50 Nightmare
13 Snore	32 Double Team	H.01 Cut
14 Blizzard	33 Ice Punch	H.02 Fly
15 Hyper Beam	34 Swagger	H.03 Surf
16 Icy Wind	35 Sleep Talk	H.04 Strength
17 Protect	36 Sandstorm	H.05 RockSmash
18 Rain Dance	37 Sandstorm	H.06 Whirlpool
19 Rage	38 Fire Blast	H.07 Strength

### Base Stats



Tutor Moves:  
N/A

Psychic

Egg Moves:  
N/A

### Learnset:


- 1 - Pound
- 1 - Hypnosis
- 1 - Disable
- 1 - Confusion
- 10 - Disable
- 18 - Confusion
- 25 - Headbutt
- 33 - Poison Gas
- 40 - Meditate
- 49 - Psychic
- 55 - Psych Up
- 60 - Future Sight

### How to obtain:

Motobu Path

Fishgroup:  
Water 1, Water 6  
Headbutt:  
N/A

Can be bred from Krabby or Kingler, can be found by smashing rocks with Rock Smash



Level 28

## #098 Krabby

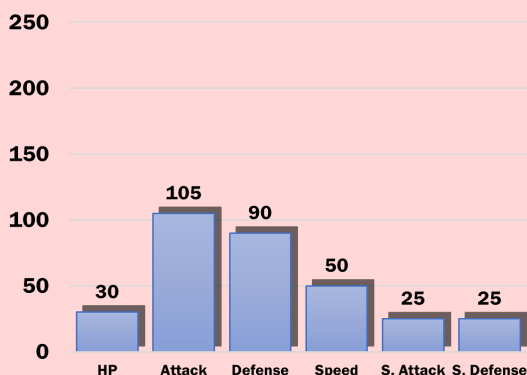
Egg groups:  
Water 3

Wild held item:  
Silver Leaf

### Learnable TMs and HMs:

01 Dynamicpunch	20 Endure	38 Swift
02 Headbutt	21 Frustration	40 Defense Curl
03 Curse	22 Sandstorm	41 ThunderPunch
04 Rollout	23 Iron Tail	42 Dream Eater
05 Grow	24 Dragonbreath	43 Snore
06 Toxic	25 Thunder	44 Rest
07 Zap Cannon	26 Earthquake	45 Attract
08 Flash	27 Return	46 Thief
09 Psych Up	28 Dig	47 Steel Wing
10 Hidden Power	29 Psychic	48 Fire Punch
11 Sunny Day	30 Shadow Ball	49 Fury Cutter
12 Sweet Scent	31 Mud-Slap	50 Nightmare
13 Snore	32 Double Team	H.01 Cut
14 Blizzard	33 Ice Punch	H.02 Fly
15 Hyper Beam	34 Swagger	H.03 Surf
16 Icy Wind	35 Sleep Talk	H.04 Strength
17 Protect	36 Sandstorm	H.05 RockSmash
18 Rain Dance	37 Sandstorm	H.06 Whirlpool
19 Rage	38 Fire Blast	H.07 Strength

### Base Stats



Tutor Moves:  
IB

Water

Egg Moves:  
Dig  
Haze  
Amnesia  
Flail  
Slam

### Learnset:


- 1 - Bubble
- 5 - Leer
- 12 - Vicegrip
- 16 - Harden
- 23 - Stomp
- 27 - Guillotine
- 34 - Protect
- 41 - Crabhammer

### How to obtain:

Motobu Path

Fishgroup:  
Water 1, Water 6  
Headbutt:  
N/A

Evolve from Krabby



## #099 Kingler

### Egg groups:

Water 3

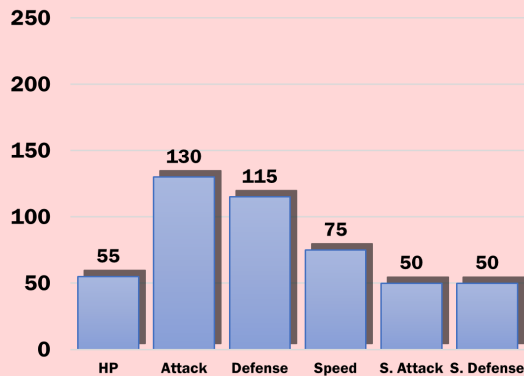
### Wild held item:

N/A

### Learnable TMs and HMs:

01 Dynamapunch	20 Endure	39 Swift
02 Headbutt	21 Frustration	40 Defense Curl
03 Curse	22 Sandstorm	41 ThunderPunch
04 Rollout	23 Iron Tail	42 Dream Eater
05 Grow	24 Dragonbreath	43 Snore
06 Toxic	25 Thunder	44 Rest
07 Zap Cannon	26 Earthquake	45 Attract
08 Flash	27 Return	46 Thief
09 Psychic Up	28 Dig	47 Steel Wing
10 Hidden Power	29 Psychic	48 Fire Punch
11 Sunny Day	30 Shadow Ball	49 Fury Cutter
12 Sweet Scent	31 Mud-Slap	50 Nightmare
13 Snore	32 Double Team	H.01 Cut
14 Blizzard	33 Ice Punch	H.02 Fly
15 Hyper Beam	34 Swagger	H.03 Surf
16 Icy Wind	35 Sleep Talk	H.04 Strength
17 Protect	36 Sludge Bomb	H.05 RockSmash
18 Rain Dance	37 Sandstorm	H.06 Whirlpool
19 Mega Drain	38 Fire Blast	H.07 Waterfall

### Base Stats



### Tutor Moves:

IB

Water

Egg Moves:  
N/A

### Learnset:


- 1 - Bubble
- 1 - Leer
- 1 - Vicegrip
- 5 - Leer
- 12 - Vicegrip
- 16 - Harden
- 23 - Stomp
- 27 - Guillotine
- 38 - Protect
- 49 - Crabhammer

### How to obtain:

Ampare Cavern

Fishgroup:  
N/A  
Headbutt:  
N/A

Can be bred from Voltorb or Electrode, Can obtain by NPC Trade in Alloy City



#101 Electrode

### Egg groups:

Mineral

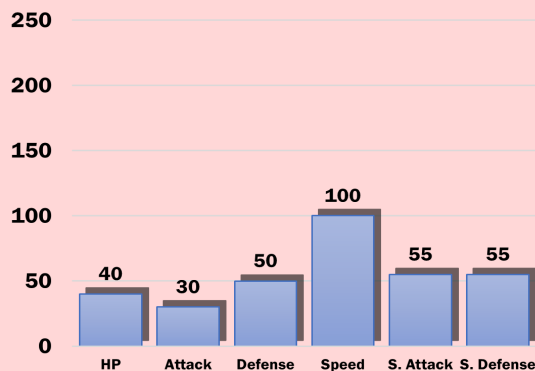
### Wild held item:

Stimulus Orb

### Learnable TMs and HMs:

01 Dynamapunch	20 Endure	39 Swift
02 Headbutt	21 Frustration	40 Defense Curl
03 Curse	22 Sandstorm	41 ThunderPunch
04 Rollout	23 Iron Tail	42 Dream Eater
05 Grow	24 Dragonbreath	43 Snore
06 Toxic	25 Thunder	44 Rest
07 Zap Cannon	26 Earthquake	45 Attract
08 Flash	27 Return	46 Thief
09 Psychic Up	28 Dig	47 Steel Wing
10 Hidden Power	29 Psychic	48 Fire Punch
11 Sunny Day	30 Shadow Ball	49 Fury Cutter
12 Sweet Scent	31 Mud-Slap	50 Nightmare
13 Snore	32 Double Team	H.01 Cut
14 Blizzard	33 Ice Punch	H.02 Fly
15 Hyper Beam	34 Swagger	H.03 Surf
16 Icy Wind	35 Sleep Talk	H.04 Strength
17 Protect	36 Sludge Bomb	H.05 RockSmash
18 Rain Dance	37 Sandstorm	H.06 Whirlpool
19 Mega Drain	38 Fire Blast	H.07 Waterfall

### Base Stats



### Tutor Moves:

TB

Electric

Egg Moves:  
N/A

### Learnset:

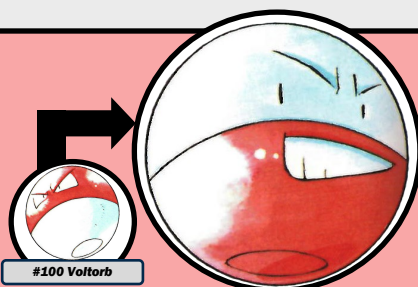
- 1 - Tackle
- 9 - Screech
- 17 - Sonicboom
- 23 - Selfdestruct
- 29 - Rollout
- 33 - Light Screen
- 37 - Swift
- 39 - Explosion
- 41 - Mirror Coat

### How to obtain:

Isen Lab, Weathered Trail, Joule Cave

Fishgroup:  
N/A  
Headbutt:  
N/A

Evolve from Voltorb



## #101 Electrode

### Egg groups:

Mineral

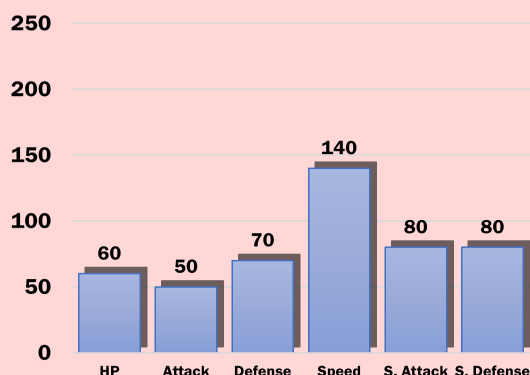
### Wild held item:

N/A

### Learnable TMs and HMs:

01 Synthespunch	20 Endure	39 Swift
02 Headbutt	21 Frustration	40 Defense Curl
03 Curse	22 SolarBeam	41 ThunderPunch
04 Rollout	23 Iron Tail	42 Dream Eater
05 Grow	24 Dragonbreath	43 Snore
06 Toxic	25 Thunder	44 Rest
07 Zap Cannon	26 Earthquake	45 Attract
08 Flash	27 Return	46 Thief
09 Psych Up	28 Dig	47 Steel Wing
10 Hidden Power	29 Psychic	48 Fire Punch
11 Sunny Day	30 Shadow Ball	49 Psy Cut
12 Sweet Scent	31 Mud-Slap	50 Nightmare
13 Snore	32 Double Team	H.01 Cut
14 Blizzard	33 Ice Punch	H.02 Fly
15 Hyper Beam	34 Swagger	H.03 Surf
16 Icy Wind	35 Sleep Talk	H.04 Strength
17 Protect	36 Sludge Bomb	H.05 Thunderbolt
18 Rain Dance	37 Sandstorm	H.06 Whirlpool
19 Giga Drain	38 Fire Blast	H.07 Stone Edge

### Base Stats



### Tutor Moves:

TB

Electric

Egg Moves:  
N/A

### Learnset:

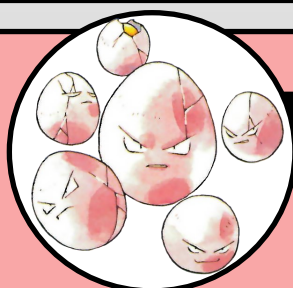
- 1 - Tackle
- 1 - Screech
- 1 - Sonicboom
- 1 - Selfdestruct
- 9 - Screech
- 17 - Sonicboom
- 23 - Selfdestruct
- 29 - Rollout
- 34 - Light Screen
- 40 - Swift
- 44 - Explosion
- 48 - Mirror Coat

### How to obtain:


Rainbow Island, Motobu Path, Urasoe Park, Tropical Island Outside

Fishgroup:  
N/A  
Headbutt:  
Overworld 1, Overworld 2, Overworld 3

Can be bred from Exeggcuter or Exeggutor



Leaf Stone



## #102 Exeggcuter

### Egg groups:

Plant

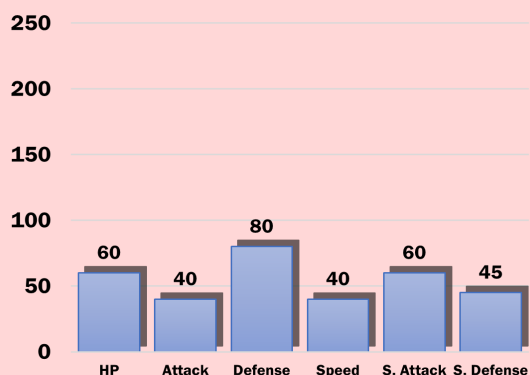
### Wild held item:

Lucky Egg

### Learnable TMs and HMs:

01 Synthespunch	20 Endure	39 Swift
02 Headbutt	21 Frustration	40 Defense Curl
03 Curse	22 SolarBeam	41 ThunderPunch
04 Rollout	23 Iron Tail	42 Dream Eater
05 Grow	24 Dragonbreath	43 Snore
06 Toxic	25 Thunder	44 Rest
07 Zap Cannon	26 Earthquake	45 Attract
08 Flash	27 Return	46 Thief
09 Psych Up	28 Dig	47 Steel Wing
10 Hidden Power	29 Psychic	48 Fire Punch
11 Sunny Day	30 Shadow Ball	49 Psy Cut
12 Sweet Scent	31 Mud-Slap	50 Nightmare
13 Snore	32 Double Team	H.01 Cut
14 Blizzard	33 Ice Punch	H.02 Fly
15 Hyper Beam	34 Swagger	H.03 Surf
16 Icy Wind	35 Sleep Talk	H.04 Strength
17 Protect	36 Sludge Bomb	H.05 Thunderbolt
18 Rain Dance	37 Sandstorm	H.06 Whirlpool
19 Giga Drain	38 Fire Blast	H.07 Stone Edge

### Base Stats



### Tutor Moves:

N/A

Grass

Psychic

Egg Moves:  
Synthesis  
Moonlight  
Reflect  
Mega Drain  
Ancientpower

### Learnset:

- 1 - Barrage
- 1 - Hypnosis
- 7 - Reflect
- 13 - Leech Seed
- 19 - Confusion
- 25 - Stun Spore
- 29 - Synthesis
- 31 - Poisonpowder
- 37 - Sleep Powder
- 43 - Solarbeam




### How to obtain:

No wild encounters

Fishgroup:  
N/A  
Headbutt:  
N/A

Evolve from Exeggcute



## #103 Exeggutor

### Egg groups:

Plant

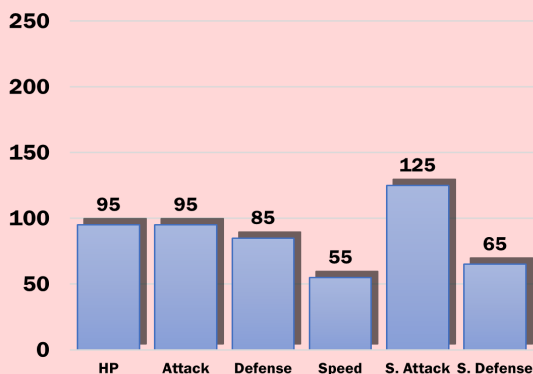
### Wild held item:

N/A

### Learnable TMs and HMs:

01 Dynamicpunch	20 Endure	38 Swift
02 Headbutt	21 Frustration	40 Defense Curl
03 Curse	22 SolarBeam	41 ThunderPunch
04 Rollout	23 Iron Tail	42 Dream Eater
05 Growl	24 Dragonbreath	43 Detect
06 Toxic	25 Thunder	44 Rest
07 Dig	26 Earthquake	45 Attract
08 Flash	27 Return	46 Thief
09 Psych Up	28 Dig	47 Steel Wing
10 Hidden Power	29 Psychic	48 Fire Punch
11 Sunny Day	30 Shadow Ball	49 Pay Day
12 Sweet Scent	31 Mud-Slap	50 Nightmare
13 Snore	32 Double Team	H.01 Cut
14 Blizzard	33 Ice Punch	H.02 Fly
15 Hyper Beam	34 Swagger	H.03 Surf
16 Icy Wind	35 Sleep Talk	H.04 Strength
17 Protect	36 Sludge Bomb	H.05 RockSmash
18 Rain Dance	37 Sandstorm	H.06 Whirlpool
19 Giga Drain	38 Fire Blast	H.07 Waterfall

### Base Stats



### Tutor Moves:

N/A

Grass

Psychic

### Egg Moves:

N/A

### Learnset:

1 - Barrage  
1 - Hypnosis  
1 - Confusion  
19 - Stomp  
31 - Egg Bomb

### How to obtain:

Route 116

Fishgroup:  
N/A  
Headbutt:  
N/A

Can be bred from Cubone or Marowak, Can be purchased at Boardwalk Game Corner



Level 28



## #104 Cubone

### Egg groups:

Monster

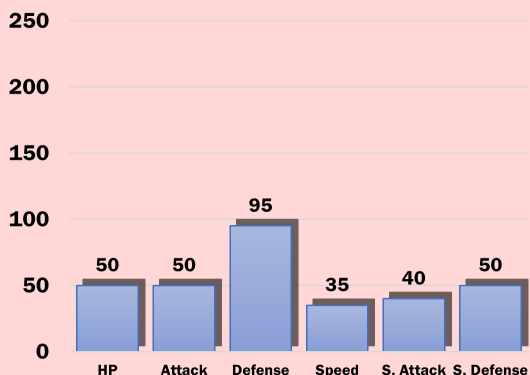
### Wild held item:

Thick Club

### Learnable TMs and HMs:

01 Dynamicpunch	20 Endure	38 Swift
02 Headbutt	21 Frustration	40 Defense Curl
03 Curse	22 SolarBeam	41 ThunderPunch
04 Rollout	23 Iron Tail	42 Dream Eater
05 Growl	24 Dragonbreath	43 Detect
06 Toxic	25 Thunder	44 Rest
07 Dig	26 Earthquake	45 Attract
08 Flash	27 Return	46 Thief
09 Psych Up	28 Dig	47 Steel Wing
10 Hidden Power	29 Psychic	48 Fire Punch
11 Sunny Day	30 Shadow Ball	49 Pay Day
12 Sweet Scent	31 Mud-Slap	50 Nightmare
13 Snore	32 Double Team	H.01 Cut
14 Blizzard	33 Ice Punch	H.02 Fly
15 Hyper Beam	34 Swagger	H.03 Surf
16 Icy Wind	35 Sleep Talk	H.04 Strength
17 Protect	36 Sludge Bomb	H.05 RockSmash
18 Rain Dance	37 Sandstorm	H.06 Whirlpool
19 Giga Drain	38 Fire Blast	H.07 Waterfall

### Base Stats



### Tutor Moves:

FT IB

Ground

### Egg Moves:

Rock Slide  
Ancientpower  
Belly Drum  
Screech  
Skull Bash  
Perish Song  
Swords Dance

### Learnset:


1 - Growl  
5 - Tail Whip  
9 - Bone Club  
13 - Headbutt  
17 - Leer  
21 - Focus Energy  
25 - Bonemerang  
29 - Rage  
33 - False Swipe  
37 - Thrash  
41 - Bone Rush

#### How to obtain:

No wild encounters

Fishgroup:  
N/A  
Headbutt:  
N/A

Evolve from Cubone



#### Egg groups:

Monster

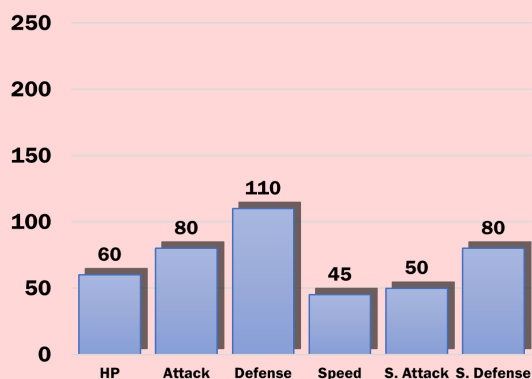
#### Wild held item:

N/A

#### Learnable TMs and HMs:

## #105 Marowak

### Base Stats



#### Tutor Moves:

FT IB

#### Ground

Egg Moves:  
N/A

#### Learnset:

- 1 - Growl
- 1 - Tail Whip
- 1 - Bone Club
- 1 - Headbutt
- 5 - Tail Whip
- 9 - Bone Club
- 13 - Headbutt
- 17 - Leer
- 21 - Focus Energy
- 25 - Bonemerang
- 32 - Rage
- 39 - False Swipe
- 46 - Thrash
- 53 - Bone Rush

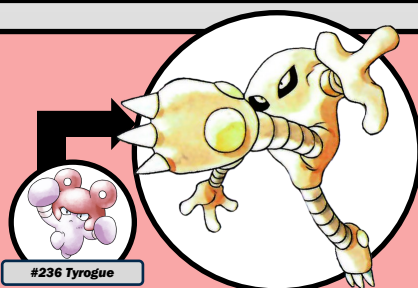
01 Dynamicpunch	20 Endure	39 Swift
02 Headbutt	21 Frustration	40 Defense Curl
03 Curse	22 Sandstorm	41 ThunderPunch
04 Rollout	23 Iron Tail	42 Dream Eater
05 Bone	24 Dragonbreath	43 Detect
06 Toxic	25 Thunder	44 Rest
07 Dig	26 Earthquake	45 Attract
08 Flash	27 Return	46 Thief
09 Psychic Up	28 Dig	47 Steel Wing
10 Hidden Power	29 Psychic	48 Fire Punch
11 Sunny Day	30 Shadow Ball	49 Pay Back
12 Sweet Scent	31 Mud-Slap	50 Nightmare
13 Snore	32 Double Team	H.01 Cut
14 Blizzard	33 Ice Punch	H.02 Fly
15 Hyper Beam	34 Swagger	H.03 Surf
16 Icy Wind	35 Sleep Talk	H.04 Strength
17 Protect	36 Sandstorm	H.05 RockSmash
18 Rain Dance	37 Sandstorm	H.06 Whirlpool
19 Egg Move	38 Fire Blast	H.07 Strength

#### How to obtain:

No wild encounters

Fishgroup:  
N/A  
Headbutt:  
N/A

Evolve from Tyrogue



#### Egg groups:

Humanshape

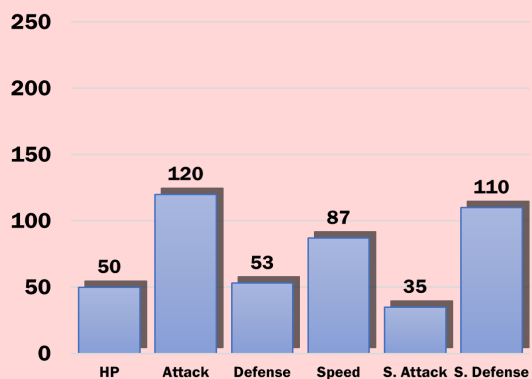
#### Wild held item:

N/A

#### Learnable TMs and HMs:

## #106 Hitmonlee

### Base Stats



#### Tutor Moves:

N/A

#### Fighting

Egg Moves:  
N/A

#### Learnset:

- 1 - Double Kick
- 6 - Meditate
- 11 - Rolling Kick
- 16 - Jump Kick
- 21 - Focus Energy
- 26 - Hi Jump Kick
- 31 - Mind Reader
- 36 - Foresight
- 41 - Endure
- 46 - Mega Kick
- 51 - Mach Punch
- 55 - Reversal


01 Dynamicpunch	20 Endure	39 Swift
02 Headbutt	21 Frustration	40 Defense Curl
03 Curse	22 Sandstorm	41 ThunderPunch
04 Rollout	23 Iron Tail	42 Dream Eater
05 Bone	24 Dragonbreath	43 Detect
06 Toxic	25 Thunder	44 Rest
07 Dig	26 Earthquake	45 Attract
08 Flash	27 Return	46 Thief
09 Psychic Up	28 Dig	47 Steel Wing
10 Hidden Power	29 Psychic	48 Fire Punch
11 Sunny Day	30 Shadow Ball	49 Pay Back
12 Sweet Scent	31 Mud-Slap	50 Nightmare
13 Snore	32 Double Team	H.01 Cut
14 Blizzard	33 Ice Punch	H.02 Fly
15 Hyper Beam	34 Swagger	H.03 Surf
16 Icy Wind	35 Sleep Talk	H.04 Strength
17 Protect	36 Sandstorm	H.05 RockSmash
18 Rain Dance	37 Sandstorm	H.06 Whirlpool
19 Egg Move	38 Fire Blast	H.07 Strength

### How to obtain:

No wild encounters

Fishgroup:  
N/A  
Headbutt:  
N/A

Evolve from Tyrogue



#236 Tyrogue

## #107 Hitmonchan

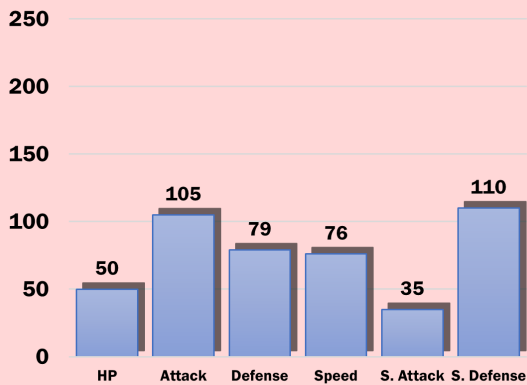
Egg groups:  
Humanshape

Wild held item:  
N/A

### Learnable TMs and HMs:

01 Dynamicpunch	20 Endure	39 Swift
02 Headbutt	21 Frustration	40 Defense Curl
03 Curse	22 Sandstorm	41 ThunderPunch
04 Rollout	23 Iron Tail	42 Dream Eater
05 Grow	24 Dragonbreath	43 Detect
06 Toxic	25 Thunder	44 Rest
07 Zap Cannon	26 Earthquake	45 Attract
08 Flash	27 Return	46 Thief
09 Psych Up	28 Dig	47 Steel Wing
10 Hidden Power	29 Psychic	48 Fire Punch
11 Sunny Day	30 Shadow Ball	49 Pay Day
12 Sweet Scent	31 Mud-Slap	50 Nightmare
13 Snore	32 Double Team	H.01 Cut
14 Blizzard	33 Ice Punch	H.02 Fly
15 Hyper Beam	34 Swagger	H.03 Surf
16 Icy Wind	35 Sleep Talk	H.04 Strength
17 Protect	36 Sludge Bomb	H.05 RockSmash
18 Rain Dance	37 Sandstorm	H.06 Whirlpool
19 Rage	38 Fire Blast	H.07 Strength

### Base Stats



Tutor Moves:  
N/A

Fighting

Egg Moves:  
N/A

### Learnset:


1 - Comet Punch  
7 - Agility  
13 - Pursuit  
26 - Thunderpunch  
26 - Ice Punch  
26 - Fire Punch  
32 - Mach Punch  
38 - Mega Punch  
44 - Detect  
50 - Counter  
55 - Reversal

### How to obtain:

Route 110, Tropical Island Jungle

Fishgroup:  
N/A  
Headbutt:  
N/A

Can be bred from Lickitung or Lickilord



Trade, or use  
Covenant Orb

#248 Lickilord

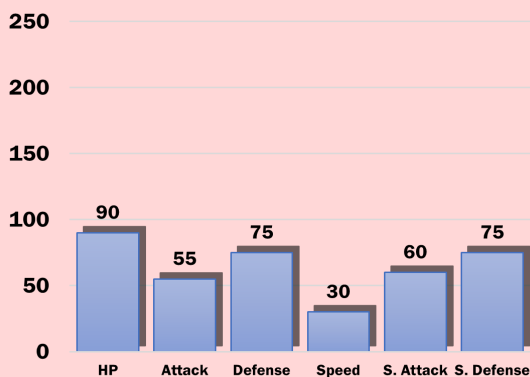
Egg groups:  
Monster

Wild held item:  
N/A

### Learnable TMs and HMs:

01 Dynamicpunch	20 Endure	39 Swift
02 Headbutt	21 Frustration	40 Defense Curl
03 Curse	22 Sandstorm	41 ThunderPunch
04 Rollout	23 Iron Tail	42 Dream Eater
05 Grow	24 Dragonbreath	43 Detect
06 Toxic	25 Thunder	44 Rest
07 Zap Cannon	26 Earthquake	45 Attract
08 Flash	27 Return	46 Thief
09 Psych Up	28 Dig	47 Steel Wing
10 Hidden Power	29 Psychic	48 Fire Punch
11 Sunny Day	30 Shadow Ball	49 Pay Day
12 Sweet Scent	31 Mud-Slap	50 Nightmare
13 Snore	32 Double Team	H.01 Cut
14 Blizzard	33 Ice Punch	H.02 Fly
15 Hyper Beam	34 Swagger	H.03 Surf
16 Icy Wind	35 Sleep Talk	H.04 Strength
17 Protect	36 Sludge Bomb	H.05 RockSmash
18 Rain Dance	37 Sandstorm	H.06 Whirlpool
19 Rage	38 Fire Blast	H.07 Strength

### Base Stats



Tutor Moves:

FT TB IB

Normal

Egg Moves:  
Belly Drum  
Magnitude  
Body Slam

### Learnset:


1 - Lick  
6 - Defense Curl  
10 - Supersonic  
15 - Wrap  
19 - Stomp  
24 - Disable  
28 - Slam  
33 - Rollout  
37 - Screech  
42 - Thrash  
46 - Amnesia

### How to obtain:

Magma Shaft

Fishgroup:  
N/A  
Headbutt:  
N/A

Can be bred from Koffing or Weezing



Level 35



#110 Weezing

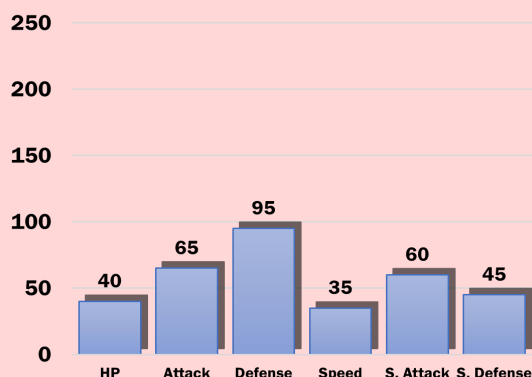
Egg groups:  
Indeterminate

Wild held item:  
N/A

### Learnable TMs and HMs:

## #109 Koffing

### Base Stats



### Tutor Moves:

FT TB

Poison

### Egg Moves:

Screech  
Psywave  
Psybeam  
Destiny Bond  
Pain Split

### Learnset:

1 - Poison Gas  
1 - Tackle  
9 - Smog  
17 - Selfdestruct  
21 - Sludge  
25 - Smokescreen  
33 - Haze  
41 - Explosion  
45 - Destiny Bond

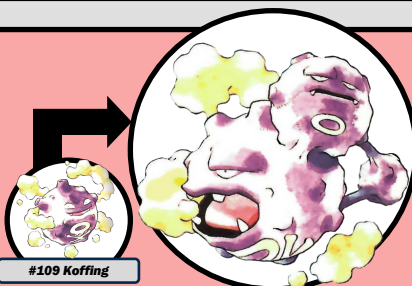
01 Synthesapunch	20 Endure	38 Swift
02 Headbutt	21 Frustration	40 Defense Curl
03 Curse	22 Sandstorm	41 Thunder Punch
04 Rollout	23 Iron Tail	42 Dream Eater
05 Grow	24 Dragonbreath	43 Seisak
06 Toxic	25 Thunder	44 Rest
07 Zap Cannon	26 Earthquake	45 Attract
08 Flash	27 Return	46 Thief
09 Psychic Up	28 Dig	47 Steel Wing
10 Hidden Power	29 Psychic	48 Fire Punch
11 Sunny Day	30 Shadow Ball	49 Psy Cut
12 Sweet Scent	31 Mud-Slap	50 Nightmare
13 Snore	32 Double Team	H.01 Cut
14 Blizzard	33 Ice Punch	H.02 Fly
15 Hyper Beam	34 Swagger	H.03 Surf
16 Icy Wind	35 Sleep Talk	H.04 Strength
17 Protect	36 Sludge Bomb	H.05 Rock Smash
18 Rain Dance	37 Sandstorm	H.06 Whirlpool
19 Rage Drain	38 Fire Blast	H.07 Stunfist

### How to obtain:

Kikai Caldera, Charred Summit

Fishgroup:  
N/A  
Headbutt:  
N/A

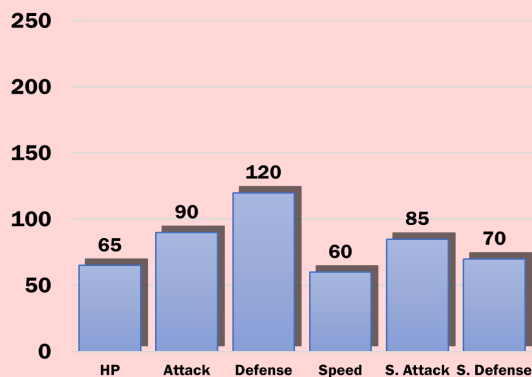
Evolve from Koffing



#109 Koffing

## #110 Weezing

### Base Stats



### Tutor Moves:

FT TB

Poison

### Egg Moves:

N/A

### Learnset:

1 - Poison Gas  
1 - Tackle  
1 - Smog  
1 - Selfdestruct  
9 - Smog  
17 - Selfdestruct  
21 - Sludge  
25 - Smokescreen  
33 - Haze  
44 - Explosion  
51 - Destiny Bond

01 Synthesapunch	20 Endure	38 Swift
02 Headbutt	21 Frustration	40 Defense Curl
03 Curse	22 Sandstorm	41 Thunder Punch
04 Rollout	23 Iron Tail	42 Dream Eater
05 Grow	24 Dragonbreath	43 Seisak
06 Toxic	25 Thunder	44 Rest
07 Zap Cannon	26 Earthquake	45 Attract
08 Flash	27 Return	46 Thief
09 Psychic Up	28 Dig	47 Steel Wing
10 Hidden Power	29 Psychic	48 Fire Punch
11 Sunny Day	30 Shadow Ball	49 Psy Cut
12 Sweet Scent	31 Mud-Slap	50 Nightmare
13 Snore	32 Double Team	H.01 Cut
14 Blizzard	33 Ice Punch	H.02 Fly
15 Hyper Beam	34 Swagger	H.03 Surf
16 Icy Wind	35 Sleep Talk	H.04 Strength
17 Protect	36 Sludge Bomb	H.05 Rock Smash
18 Rain Dance	37 Sandstorm	H.06 Whirlpool
19 Rage Drain	38 Fire Blast	H.07 Stunfist

Egg groups:  
Indeterminate

Wild held item:  
N/A

### Learnable TMs and HMs:




### How to obtain:

Magma Shaft, Mt. Fuji Interior, Charred Summit

Fishgroup:  
N/A  
Headbutt:  
N/A

Can be bred from Rhyhorn or Rhydon



Level 42



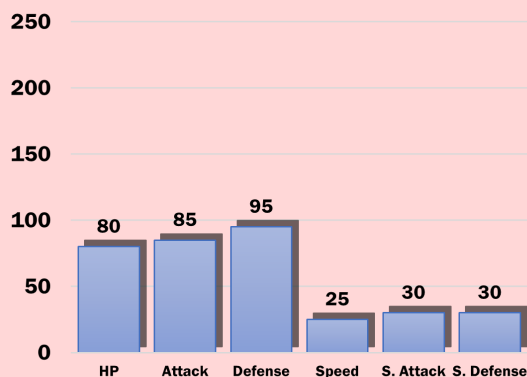
Egg groups:  
Monster, Ground

Wild held item:  
N/A

### Learnable TMs and HMs:

## #111 Rhyhorn

### Base Stats



### Tutor Moves:

FT TB IB

Ground

Rock

### Egg Moves:

Crunch  
Reversal  
Thrash  
Pursuit  
Counter  
Magnitude

### Learnset:

1 - Horn Attack  
1 - Tail Whip  
13 - Stomp  
19 - Fury Attack  
24 - Rock Slide  
31 - Scary Face  
37 - Horn Drill  
49 - Take Down  
55 - Earthquake


01 Dynamicpunch	20 Endure	38 Swift
02 Headbutt	21 Frustration	40 Defense Curl
03 Curse	22 Sandstorm	41 ThunderPunch
04 Rollout	23 Iron Tail	42 Dream Eater
05 Roar	24 Dragonbreath	43 Snore
06 Toxic	25 Thunder	44 Rest
07 Zap Cannon	26 Earthquake	45 Attract
08 Flash	27 Return	46 Thief
09 Psychic Up	28 Dig	47 Steel Wing
10 Hidden Power	29 Psychic	48 Fire Punch
11 Sunny Day	30 Shadow Ball	49 Fury Cutter
12 Sweet Scent	31 Mud-Slap	50 Nightmare
13 Snore	32 Double Team	H.01 Cut
14 Blizzard	33 Ice Punch	H.02 Fly
15 Hyper Beam	34 Swagger	H.03 Surf
16 Icy Wind	35 Sleep Talk	H.04 Strength
17 Protect	36 Sandstorm	H.05 RockSmash
18 Rain Dance	37 Sandstorm	H.06 Whirlpool
19 Rage Drill	38 Fire Blast	H.07 Sludge Bomb

### How to obtain:

No wild encounters

Fishgroup:  
N/A  
Headbutt:  
N/A

Evolve from Rhyhorn



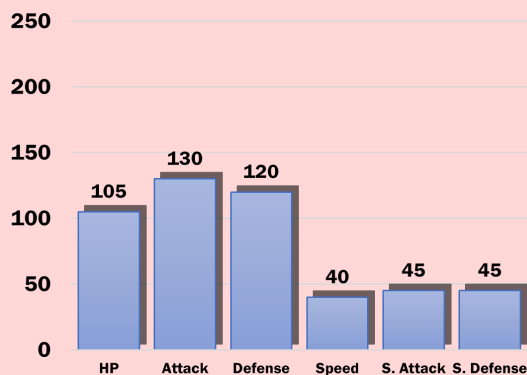
## #112 Rhydon

Egg groups:  
Monster, Ground

Wild held item:  
N/A

### Learnable TMs and HMs:

### Base Stats



### Tutor Moves:

FT TB IB

Ground

Rock

### Egg Moves:

N/A

### Learnset:

1 - Horn Attack  
1 - Tail Whip  
1 - Stomp  
1 - Fury Attack  
13 - Stomp  
19 - Fury Attack  
24 - Rock Slide  
31 - Scary Face  
37 - Horn Drill  
54 - Take Down  
65 - Earthquake

01 Dynamicpunch	20 Endure	38 Swift
02 Headbutt	21 Frustration	40 Defense Curl
03 Curse	22 Sandstorm	41 ThunderPunch
04 Rollout	23 Iron Tail	42 Dream Eater
05 Roar	24 Dragonbreath	43 Snore
06 Toxic	25 Thunder	44 Rest
07 Zap Cannon	26 Earthquake	45 Attract
08 Flash	27 Return	46 Thief
09 Psychic Up	28 Dig	47 Steel Wing
10 Hidden Power	29 Psychic	48 Fire Punch
11 Sunny Day	30 Shadow Ball	49 Fury Cutter
12 Sweet Scent	31 Mud-Slap	50 Nightmare
13 Snore	32 Double Team	H.01 Cut
14 Blizzard	33 Ice Punch	H.02 Fly
15 Hyper Beam	34 Swagger	H.03 Surf
16 Icy Wind	35 Sleep Talk	H.04 Strength
17 Protect	36 Sandstorm	H.05 RockSmash
18 Rain Dance	37 Sandstorm	H.06 Whirlpool
19 Rage Drill	38 Fire Blast	H.07 Sludge Bomb

#### How to obtain:

National Park, Urasoe Park

Fishgroup:  
N/A  
Headbutt:  
N/A

Can be bred from Chansey or Blissey



Happiness



#249 Blissey

#### Egg groups:

Fairy

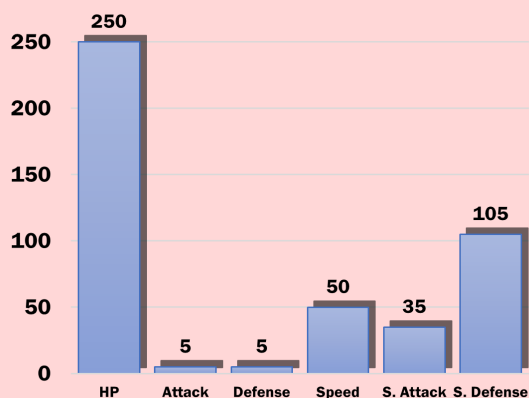
#### Wild held item:

Lucky Punch

#### Learnable TMs and HMs:

## #113 Chansey

### Base Stats



#### Tutor Moves:

FT TB IB

Normal

#### Egg Moves:

Present  
Metronome  
Heal Bell

#### Learnset:

1 - Pound  
5 - Growl  
9 - Tail Whip  
13 - Softboiled  
17 - Doubleslap  
23 - Minimize  
29 - Sing  
35 - Egg Bomb  
41 - Defense Curl  
49 - Light Screen  
57 - Double Edge

01 Dynamicpunch	20 Endure	39 Swift
02 Headbutt	21 Frustration	40 Defense Curl
03 Curse	22 SolarBeam	41 ThunderPunch
04 Rollout	23 Iron Tail	42 Dream Eater
05 Grow	24 Dragonbreath	43 Seisak
06 Toxic	25 Thunder	44 Rest
07 Zap Cannon	26 Earthquake	45 Attract
08 Flash	27 Return	46 Thief
09 Psych Up	28 Dig	47 Steel Wing
10 Hidden Power	29 Psychic	48 Fire Punch
11 Sunny Day	30 Shadow Ball	49 Psy Cut
12 Sweet Scent	31 Mud-Slap	50 Nightmare
13 Snore	32 Double Team	H.01 Cut
14 Blizzard	33 Ice Punch	H.02 Fly
15 Hyper Beam	34 Swagger	H.03 Surf
16 Icy Wind	35 Sleep Talk	H.04 Strength
17 Protect	36 Sludge Bomb	H.05 RockSmash
18 Rain Dance	37 Sandstorm	H.06 Whirlpool
19 Giga Drain	38 Fire Blast	H.07 Sandstorm

#### How to obtain:


Route 118, Route 113, Route 114

Fishgroup:  
N/A  
Headbutt:  
N/A

Evolve from Burgela



#161 Burgela



Level 44



#162 Jungela

#### Egg groups:

Plant

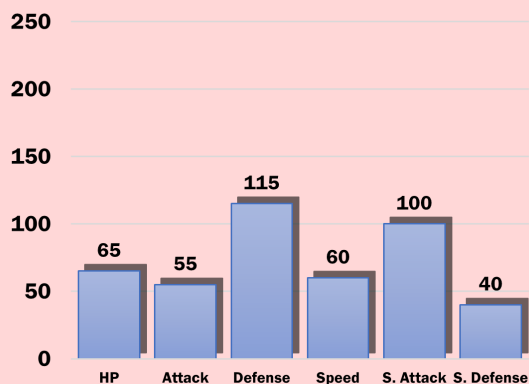
#### Wild held item:

N/A

#### Learnable TMs and HMs:

## #114 Tangela

### Base Stats



#### Tutor Moves:

N/A

Grass

#### Egg Moves:

N/A

#### Learnset:

1 - Constrict  
4 - Sleep Powder  
8 - Absorb  
10 - Poisonpowder  
13 - Vine Whip  
19 - Bind  
27 - Mega Drain  
30 - Stun Spore  
33 - Night Shade  
40 - Slam  
46 - Growth


01 Dynamicpunch	20 Endure	39 Swift
02 Headbutt	21 Frustration	40 Defense Curl
03 Curse	22 SolarBeam	41 ThunderPunch
04 Rollout	23 Iron Tail	42 Dream Eater
05 Grow	24 Dragonbreath	43 Seisak
06 Toxic	25 Thunder	44 Rest
07 Zap Cannon	26 Earthquake	45 Attract
08 Flash	27 Return	46 Thief
09 Psych Up	28 Dig	47 Steel Wing
10 Hidden Power	29 Psychic	48 Fire Punch
11 Sunny Day	30 Shadow Ball	49 Psy Cut
12 Sweet Scent	31 Mud-Slap	50 Nightmare
13 Snore	32 Double Team	H.01 Cut
14 Blizzard	33 Ice Punch	H.02 Fly
15 Hyper Beam	34 Swagger	H.03 Surf
16 Icy Wind	35 Sleep Talk	H.04 Strength
17 Protect	36 Sludge Bomb	H.05 Thunderstorm
18 Rain Dance	37 Sandstorm	H.06 Whirlpool
19 Giga Drain	38 Fire Blast	H.07 Sandstorm

### How to obtain:

Mt. Fuji Interior

Fishgroup:  
N/A  
Headbutt:  
N/A

Can be bred from Kangaskhan, Can obtain by NPC Trade in Blue Forest



## #115 Kangaskhan

### Egg groups:

Monster

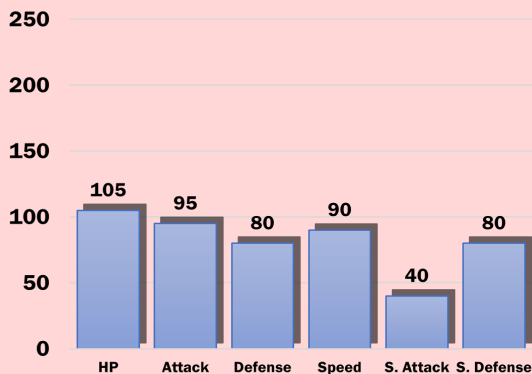
### Wild held item:

N/A

### Learnable TMs and HMs:

01 Dynamicpunch	20 Endure	39 Swift
02 Headbutt	21 Frustration	40 Defense Curl
03 Curse	22 Sandstorm	41 ThunderPunch
04 Rollout	23 Iron Tail	42 Dream Eater
05 Roar	24 Dragonbreath	43 Disable
06 Toxic	25 Thunder	44 Rest
07 Zap Cannon	26 Earthquake	45 Attract
08 Flash	27 Return	46 Thief
09 Psychic Up	28 Dig	47 Steel Wing
10 Hidden Power	29 Psychic	48 Fire Punch
11 Sunny Day	30 Shadow Ball	49 Fury Cutter
12 Sweet Scent	31 Mud-Slap	50 Nightmare
13 Snore	32 Double Team	H.01 Cut
14 Blizzard	33 Ice Punch	H.02 Fly
15 Hyper Beam	34 Swagger	H.03 Surf
16 Icy Wind	35 Sleep Talk	H.04 Strength
17 Protect	36 Sandstorm	H.05 RockSmash
18 Rain Dance	37 Sandstorm	H.06 Whirlpool
19 Rage	38 Fire Blast	H.07 Waterfall

### Base Stats



### Tutor Moves:

FT TB IB

Normal

### Egg Moves:

Stomp  
Foresight  
Focus Energy  
Safeguard  
Disable

### Learnset:


1 - Comet Punch  
7 - Leer  
13 - Bite  
19 - Tail Whip  
25 - Mega Punch  
31 - Rage  
37 - Endure  
43 - Dizzy Punch  
49 - Body Slam

### How to obtain:

Whirl Island

Fishgroup:  
Water 6  
Headbutt:  
N/A

Can be bred from Horsea, Seadra, or Kingdra



Level 32



#117 Seadra

### Egg groups:

Water 1, Dragon

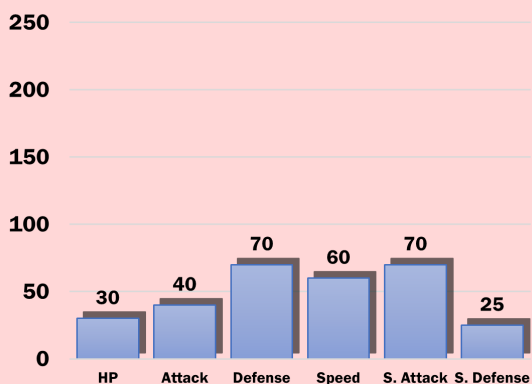
### Wild held item:

Dragon Scale

### Learnable TMs and HMs:

01 Dynamicpunch	20 Endure	39 Swift
02 Headbutt	21 Frustration	40 Defense Curl
03 Curse	22 Sandstorm	41 ThunderPunch
04 Rollout	23 Iron Tail	42 Dream Eater
05 Roar	24 DragonBreath	43 Disable
06 Toxic	25 Thunder	44 Rest
07 Zap Cannon	26 Earthquake	45 Attract
08 Flash	27 Return	46 Thief
09 Psychic Up	28 Dig	47 Steel Wing
10 Hidden Power	29 Psychic	48 Fire Punch
11 Sunny Day	30 Shadow Ball	49 Fury Cutter
12 Sweet Scent	31 Mud-Slap	50 Nightmare
13 Snore	32 Double Team	H.01 Cut
14 Blizzard	33 Ice Punch	H.02 Fly
15 Hyper Beam	34 Swagger	H.03 Surf
16 Icy Wind	35 Sleep Talk	H.04 Strength
17 Protect	36 Sandstorm	H.05 RockSmash
18 Rain Dance	37 Sandstorm	H.06 Whirlpool
19 Rage	38 Fire Blast	H.07 Waterfall

### Base Stats



### Tutor Moves:

IB

Water

### Egg Moves:

Flail  
Aurora Beam  
Octazooka  
Disable  
Splash  
Dragon Rage

### Learnset:


1 - Bubble  
8 - Smokescreen  
15 - Leer  
22 - Water Gun  
29 - Twister  
36 - Agility  
43 - Hydro Pump

### How to obtain:

No wild encounters

Fishgroup:  
Water 6  
Headbutt:  
N/A

Evolve from Horsea



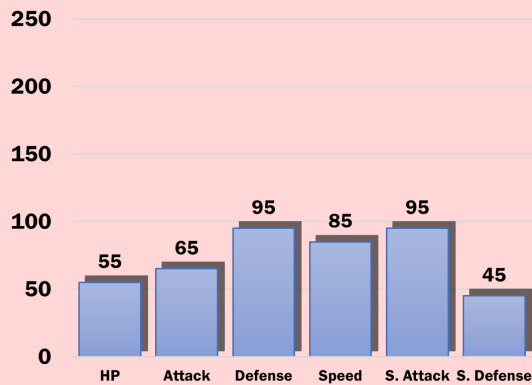
Egg groups:  
Water 1, Dragon

Wild held item:  
N/A

### Learnable TMs and HMs:

## #117 Seadra

### Base Stats



### Tutor Moves:

IB

Water

Dragon

Egg Moves:  
N/A

### Learnset:

1 - Bubble  
1 - Smokescreen  
1 - Leer  
1 - Water Gun  
8 - Smokescreen  
15 - Leer  
22 - Water Gun  
29 - Twister  
40 - Agility  
51 - Hydro Pump

01 Synthesizing	20 Endure	39 Swift
02 Headbutt	21 Frustration	40 Defense Curl
03 Curse	22 Sandstorm	41 ThunderPunch
04 Rollout	23 Iron Tail	42 Dream Eater
05 Heal	24 DragonBreath	43 Snore
06 Toxic	25 Thunder	44 Rest
07 Fog Cannon	26 Earthquake	45 Attract
08 Flash	27 Return	46 Thief
09 Psychic Up	28 Dig	47 Steel Wing
10 Hidden Power	29 Psychic	48 Fire Punch
11 Sunny Day	30 Shadow Ball	49 Pay Back
12 Sweet Scent	31 Mud-Slap	50 Nightmare
13 Snore	32 Double Team	H.01 Cut
14 Blizzard	33 Ice Punch	H.02 Fly
15 Hyper Beam	34 Swagger	H.03 Surf
16 Icy Wind	35 Sleep Talk	H.04 Strength
17 Protect	36 Storage Switch	H.05 Rock Smash
18 Rain Dance	37 Sandstorm	H.06 Whirlpool
19 Rage Drain	38 Fire Blast	H.07 Waterfall

### How to obtain:

Route 112, Route 113, Route 119,  
Boardwalk, Tatsugo Path, Rainbow  
Island, Meridian Path

Fishgroup:  
Water 3  
Headbutt:  
N/A

Evolve from Orfry



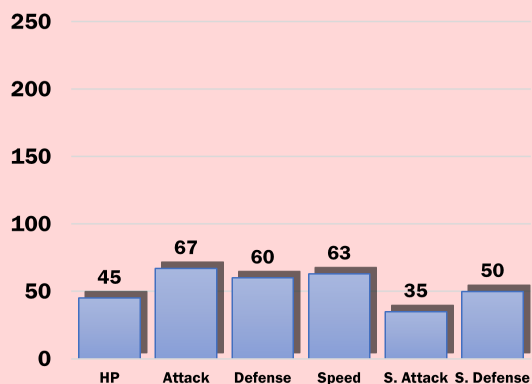
Egg groups:  
Water 2

Wild held item:  
Water Tail

### Learnable TMs and HMs:

## #118 Goldeen

### Base Stats



### Tutor Moves:

IB

Water

Egg Moves:  
N/A

### Learnset:

1 - Peck  
1 - Tail Whip  
10 - Supersonic  
15 - Horn Attack  
24 - Flail  
29 - Fury Attack  
38 - Waterfall  
43 - Horn Drill  
52 - Agility

01 Synthesizing	20 Endure	39 Swift
02 Headbutt	21 Frustration	40 Defense Curl
03 Curse	22 Sandstorm	41 ThunderPunch
04 Rollout	23 Iron Tail	42 Dream Eater
05 Heal	24 DragonBreath	43 Snore
06 Toxic	25 Thunder	44 Rest
07 Fog Cannon	26 Earthquake	45 Attract
08 Flash	27 Return	46 Thief
09 Psychic Up	28 Dig	47 Steel Wing
10 Hidden Power	29 Psychic	48 Fire Punch
11 Sunny Day	30 Shadow Ball	49 Pay Back
12 Sweet Scent	31 Mud-Slap	50 Nightmare
13 Snore	32 Double Team	H.01 Cut
14 Blizzard	33 Ice Punch	H.02 Fly
15 Hyper Beam	34 Swagger	H.03 Surf
16 Icy Wind	35 Sleep Talk	H.04 Strength
17 Protect	36 Storage Switch	H.05 Rock Smash
18 Rain Dance	37 Sandstorm	H.06 Whirlpool
19 Rage Drain	38 Fire Blast	H.07 Waterfall




#### How to obtain:

Route 119, Boardwalk, Meridian Path

Fishgroup:  
Water 3  
Headbutt:  
N/A

Evolve from Goldeen



#118 Goldeen

## #119 Seaking

#### Egg groups:

Water 2

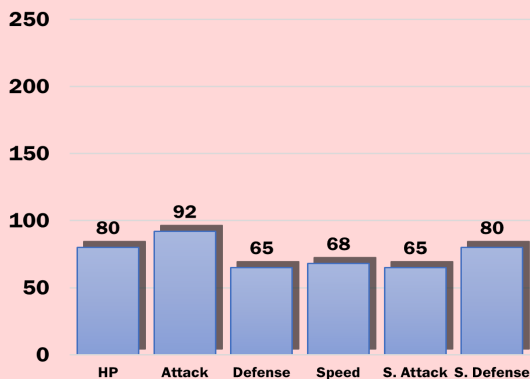
#### Wild held item:

N/A

#### Learnable TMs and HMs:

01 Synthesis	20 Endure	39 Swift
02 Headbutt	21 Frustration	40 Defense Curl
03 Curse	22 Sandstorm	41 ThunderPunch
04 Rollout	23 Iron Tail	42 Dream Eater
05 Roar	24 Dragonbreath	43 Snore
06 Toxic	25 Thunder	44 Rest
07 Zap Cannon	26 Earthquake	45 Attract
08 Flash	27 Return	46 Thief
09 Psych Up	28 Dig	47 Steel Wing
10 Hidden Power	29 Psychic	48 Fire Punch
11 Sunny Day	30 Shadow Ball	49 Pay Back
12 Sweet Scent	31 Mud-Slap	50 Nightmare
13 Snore	32 Double Team	H.01 Cut
14 Blizzard	33 Ice Punch	H.02 Fly
15 Hyper Beam	34 Swagger	H.03 Surf
16 Icy Wind	35 Sleep Talk	H.04 Strength
17 Protect	36 Sludge Bomb	H.05 Flamethrower
18 Rain Dance	37 Sandstorm	H.06 Whirlpool
19 Rage	38 Fire Blast	H.07 Waterfall

### Base Stats



#### Tutor Moves:

IB

Water

#### Learnset:

1 - Peck  
1 - Tail Whip  
1 - Tail Whip  
10 - Supersonic  
15 - Horn Attack  
24 - Flail  
29 - Fury Attack  
41 - Waterfall  
49 - Horn Drill  
61 - Agility


Egg Moves:  
N/A

#### How to obtain:

Kikai Strait, Motobu Path, Whirl Island

Fishgroup:  
Water 1  
Headbutt:  
N/A

Can be bred from Saryu or Starmie



Water Stone



#121 Starmie

#### Egg groups:

Water 3

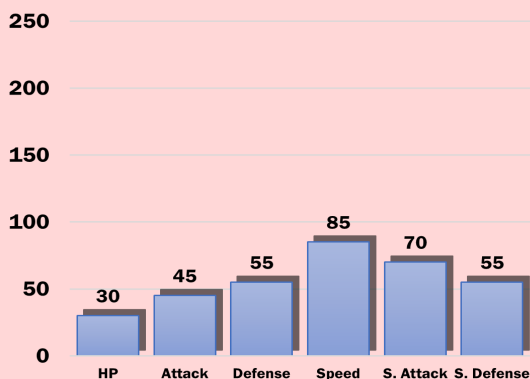
#### Wild held item:

Stardust

#### Learnable TMs and HMs:

01 Synthesis	20 Endure	39 Swift
02 Headbutt	21 Frustration	40 Defense Curl
03 Curse	22 Sandstorm	41 ThunderPunch
04 Rollout	23 Iron Tail	42 Dream Eater
05 Roar	24 Dragonbreath	43 Snore
06 Toxic	25 Thunder	44 Rest
07 Zap Cannon	26 Earthquake	45 Attract
08 Flash	27 Return	46 Thief
09 Psych Up	28 Dig	47 Steel Wing
10 Hidden Power	29 Psychic	48 Fire Punch
11 Sunny Day	30 Shadow Ball	49 Pay Back
12 Sweet Scent	31 Mud-Slap	50 Nightmare
13 Snore	32 Double Team	H.01 Cut
14 Blizzard	33 Ice Punch	H.02 Fly
15 Hyper Beam	34 Swagger	H.03 Surf
16 Icy Wind	35 Sleep Talk	H.04 Strength
17 Protect	36 Sludge Bomb	H.05 Flamethrower
18 Rain Dance	37 Sandstorm	H.06 Whirlpool
19 Rage	38 Fire Blast	H.07 Waterfall

### Base Stats



#### Tutor Moves:

TB IB

Water

#### Learnset:

1 - Tackle  
1 - Harden  
7 - Water Gun  
13 - Rapid Spin  
19 - Recover  
25 - Swift  
31 - Bubblebeam  
37 - Minimize  
43 - Light Screen  
46 - Recover  
50 - Hydro Pump

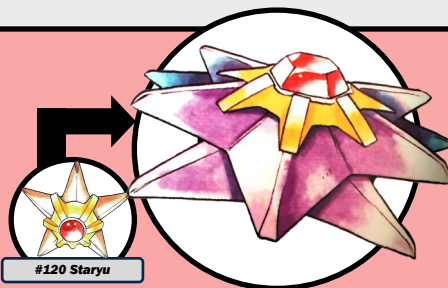
Egg Moves:  
N/A

### How to obtain:

No wild encounters

Fishgroup:  
N/A  
Headbutt:  
N/A

Evolve Saryu



#120 Saryu

## #121 Starmie

### Egg groups:

Water 3

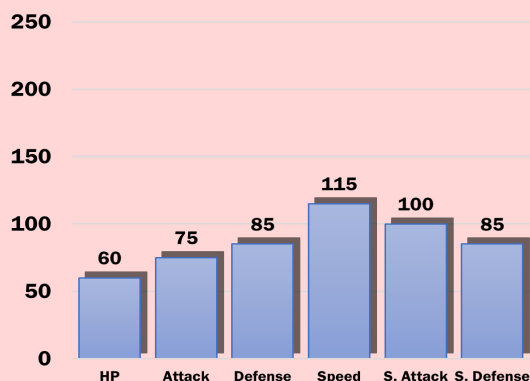
### Wild held item:

N/A

### Learnable TMs and HMs:

01 Dynamicpunch	20 Endure	39 Swift
02 Headbutt	21 Frustration	40 Defense Curl
03 Curse	22 SolarBeam	41 ThunderPunch
04 Rollout	23 Iron Tail	42 Dream Eater
05 Grow	24 Dragonbreath	43 Snore
06 Toxic	25 Thunder	44 Rest
07 Zap Cannon	26 Earthquake	45 Attract
08 Flash	27 Return	46 Thief
09 Psych Up	28 Dig	47 Steel Wing
10 Hidden Power	29 Psychic	48 Fire Punch
11 Sunny Day	30 Shadow Ball	49 Psy Cut
12 Sweet Scent	31 Mud-Slap	50 Nightmare
13 Snore	32 Double Team	H.01 Cut
14 Blizzard	33 Ice Punch	H.02 Fly
15 Hyper Beam	34 Swagger	H.03 Surf
16 Icy Wind	35 Sleep Talk	H.04 Strength
17 Protect	36 Sandstorm	H.05 Thunderbolt
18 Rain Dance	37 Sandstorm	H.06 Whirlpool
19 Rage	38 Fire Blast	H.07 Waterfall

### Base Stats



### Tutor Moves:

TB IB

Water

Psychic

Egg Moves:  
N/A

### Learnset:


- 1 - Tackle
- 1 - Rapid Spin
- 1 - Recover
- 1 - Bubblebeam
- 37 - Confuse Ray

### How to obtain:

Route 114

Fishgroup:  
N/A  
Headbutt:  
N/A

Evolve Ballerine



#234 Ballerine

## #122 Mr.Mime

### Egg groups:

Humanshape

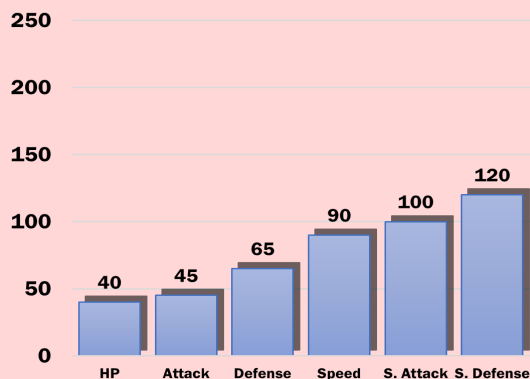
### Wild held item:

Mysteryberry

### Learnable TMs and HMs:

01 Dynamicpunch	20 Endure	39 Swift
02 Headbutt	21 Frustration	40 Defense Curl
03 Curse	22 SolarBeam	41 ThunderPunch
04 Rollout	23 Iron Tail	42 Dream Eater
05 Grow	24 Dragonbreath	43 Snore
06 Toxic	25 Thunder	44 Rest
07 Zap Cannon	26 Earthquake	45 Attract
08 Flash	27 Return	46 Thief
09 Psych Up	28 Dig	47 Steel Wing
10 Hidden Power	29 Psychic	48 Fire Punch
11 Sunny Day	30 Shadow Ball	49 Psy Cut
12 Sweet Scent	31 Mud-Slap	50 Nightmare
13 Snore	32 Double Team	H.01 Cut
14 Blizzard	33 Ice Punch	H.02 Fly
15 Hyper Beam	34 Swagger	H.03 Surf
16 Icy Wind	35 Sleep Talk	H.04 Strength
17 Protect	36 Sandstorm	H.05 Thunderbolt
18 Rain Dance	37 Sandstorm	H.06 Whirlpool
19 Rage	38 Fire Blast	H.07 Waterfall

### Base Stats



### Tutor Moves:

TB

Psychic

Egg Moves:  
N/A

### Learnset:


- 1 - Barrier
- 6 - Confusion
- 11 - Substitute
- 16 - Meditate
- 21 - Doubleslap
- 26 - Light Screen
- 26 - Reflect
- 31 - Encore
- 36 - Psybeam
- 41 - Baton Pass
- 46 - Safeguard

### How to obtain:


Jade Forest, Bug-Catching Contest

Fishgroup:  
N/A  
Headbutt:  
Urban

Can be bred from Scyther or Scizor



Level 41



### Egg groups:

Bug

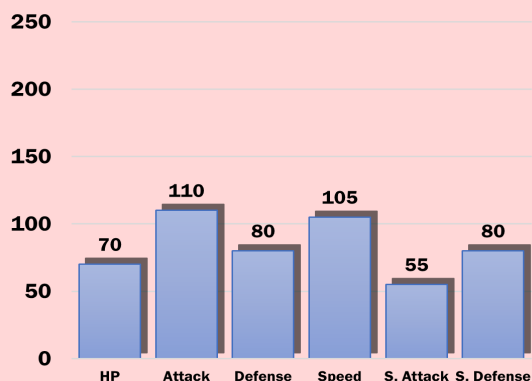
### Wild held item:

N/A

### Learnable TMs and HMs:

## #123 Scyther

### Base Stats



Tutor Moves:  
N/A

Bug

Flying

Egg Moves:  
Counter  
Safeguard  
Baton Pass  
Razor Wind  
Reversal  
Light Screen

### Learnset:

1 - Quick Attack  
1 - Leer  
6 - Focus Energy  
12 - Pursuit  
18 - False Swipe  
24 - Agility  
28 - Wing Attack  
34 - Slash  
42 - Swords Dance  
48 - Double Team


01 Dynamicpunch	20 Endure	39 Swift
02 Headbutt	21 Frustration	40 Defense Curl
03 Curse	22 Sandstorm	41 ThunderPunch
04 Rollout	23 Iron Tail	42 Dream Eater
05 Roar	24 Dragonbreath	43 Detect
06 Toxic	25 Thunder	44 Rest
07 Dig	26 Earthquake	45 Attract
08 Flash	27 Return	46 Thief
09 Psych Up	28 Dig	47 Steel Wing
10 Hidden Power	29 Psychic	48 Fire Punch
11 Sunny Day	30 Shadow Ball	49 Fury Cutter
12 Sweet Scent	31 Mud-Slap	50 Nightmare
13 Snore	32 Double Team	H.01 Cut
14 Blizzard	33 Ice Punch	H.02 Fly
15 Hyper Beam	34 Swagger	H.03 Surf
16 Icy Wind	35 Sleep Talk	H.04 Strength
17 Protect	36 Sandstorm	H.05 RockSmash
18 Rain Dance	37 Sandstorm	H.06 Whirlpool
19 Rage	38 Fire Blast	H.07 Sludge Bomb

### How to obtain:

Iced Cavern

Fishgroup:  
N/A  
Headbutt:  
N/A

Evolve from Smoochum



#238 Smoochum

### Egg groups:

Humanshape

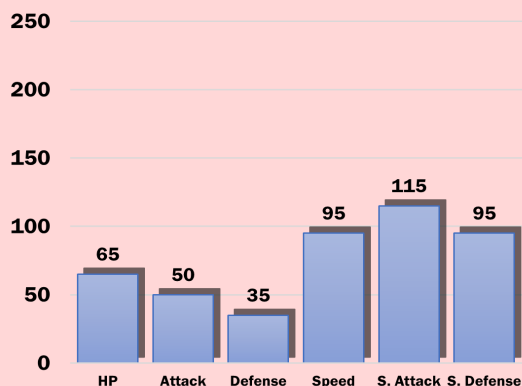
### Wild held item:

Ice Berry

### Learnable TMs and HMs:

## #124 Jynx

### Base Stats



Tutor Moves:

IB

Ice

Psychic

Egg Moves:  
N/A

### Learnset:

1 - Pound  
1 - Lick  
1 - Lovely Kiss  
1 - Powder Snow  
9 - Lovely Kiss  
13 - Powder Snow  
21 - Doubleslap  
25 - Ice Punch  
35 - Mean Look  
41 - Body Slam  
51 - Perish Song  
57 - Blizzard

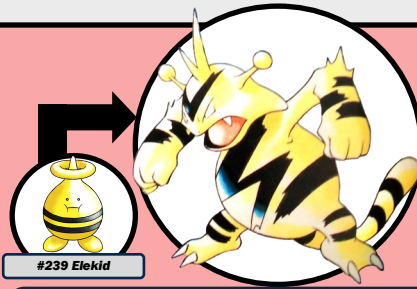
01 Dynamicpunch	20 Endure	39 Swift
02 Headbutt	21 Frustration	40 Defense Curl
03 Curse	22 Sandstorm	41 ThunderPunch
04 Rollout	23 Iron Tail	42 Dream Eater
05 Roar	24 Dragonbreath	43 Detect
06 Toxic	25 Thunder	44 Rest
07 Dig	26 Earthquake	45 Attract
08 Flash	27 Return	46 Thief
09 Psych Up	28 Dig	47 Steel Wing
10 Hidden Power	29 Psychic	48 Fire Punch
11 Sunny Day	30 Shadow Ball	49 Fury Cutter
12 Sweet Scent	31 Mud-Slap	50 Nightmare
13 Snore	32 Double Team	H.01 Cut
14 Blizzard	33 Ice Punch	H.02 Fly
15 Hyper Beam	34 Swagger	H.03 Surf
16 Icy Wind	35 Sleep Talk	H.04 Strength
17 Protect	36 Sandstorm	H.05 RockSmash
18 Rain Dance	37 Sandstorm	H.06 Whirlpool
19 Rage	38 Fire Blast	H.07 Sludge Bomb

#### How to obtain:

Ampare Cavern, Joule Cave

Fishgroup:  
N/A  
Headbutt:  
N/A

Evolve from Elekid



## #125 Electabuzz

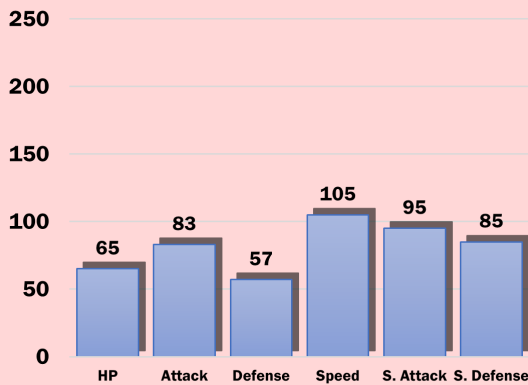
Egg groups:  
Humanshape

Wild held item:  
N/A

#### Learnable TMs and HMs:

01 Dynamicpunch	20 Endure	39 Swift
02 Headbutt	21 Frustration	40 Defense Curl
03 Curse	22 Sandstorm	41 ThunderPunch
04 Rollout	23 Iron Tail	42 Dream Eater
05 Grow	24 Dragonbreath	43 Detect
06 Toxic	25 Thunder	44 Rest
07 Zap Cannon	26 Earthquake	45 Attract
08 Flash	27 Return	46 Thief
09 Psychic Up	28 Dig	47 Steel Wing
10 Hidden Power	29 Psychic	48 Fire Punch
11 Sunny Day	30 Shadow Ball	49 Pay Day
12 Sweet Scent	31 Mud-Slap	50 Nightmare
13 Snore	32 Double Team	H.01 Cut
14 Blizzard	33 Ice Punch	H.02 Fly
15 Hyper Beam	34 Swagger	H.03 Surf
16 Icy Wind	35 Sleep Talk	H.04 Strength
17 Protect	36 Sludge Bomb	H.05 RockSmash
18 Rain Dance	37 Sandstorm	H.06 Whirlpool
19 Rage	38 Fire Blast	H.07 Strength

### Base Stats



#### Tutor Moves:

TB

Electric

Egg Moves:  
N/A

#### Learnset:


1 - Quick Attack  
1 - Leer  
1 - Thunderpunch  
9 - Thunderpunch  
17 - Light Screen  
25 - Swift  
36 - Screech  
47 - Thunderbolt  
58 - Thunder

#### How to obtain:

Magma Shaft, Charred Summit, Kikai Caldera

Fishgroup:  
N/A  
Headbutt:  
N/A

Evolve from Magby



## #126 Magmar

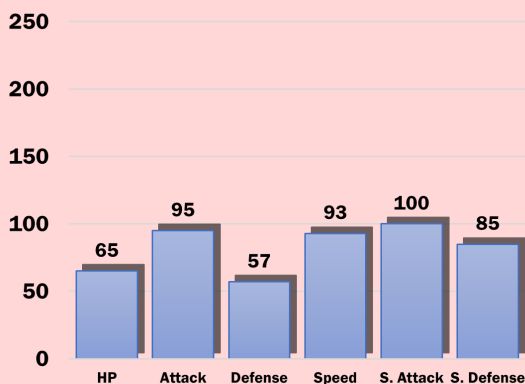
Egg groups:  
Humanshape

Wild held item:  
Burnt Berry

#### Learnable TMs and HMs:

01 Dynamicpunch	20 Endure	39 Swift
02 Headbutt	21 Frustration	40 Defense Curl
03 Curse	22 Sandstorm	41 ThunderPunch
04 Rollout	23 Iron Tail	42 Dream Eater
05 Grow	24 Dragonbreath	43 Detect
06 Toxic	25 Thunder	44 Rest
07 Zap Cannon	26 Earthquake	45 Attract
08 Flash	27 Return	46 Thief
09 Psychic Up	28 Dig	47 Steel Wing
10 Hidden Power	29 Psychic	48 Fire Punch
11 Sunny Day	30 Shadow Ball	49 Pay Day
12 Sweet Scent	31 Mud-Slap	50 Nightmare
13 Snore	32 Double Team	H.01 Cut
14 Blizzard	33 Ice Punch	H.02 Fly
15 Hyper Beam	34 Swagger	H.03 Surf
16 Icy Wind	35 Sleep Talk	H.04 Strength
17 Protect	36 Sludge Bomb	H.05 RockSmash
18 Rain Dance	37 Sandstorm	H.06 Whirlpool
19 Rage	38 Fire Blast	H.07 Strength

### Base Stats



#### Tutor Moves:

FT

Fire

Egg Moves:  
N/A

#### Learnset:

1 - Ember  
1 - Leer  
1 - Smog  
1 - Fire Punch  
7 - Leer  
13 - Smog  
19 - Fire Punch  
25 - Smokescreen  
33 - Sunny Day  
41 - Flamethrower  
49 - Confuse Ray  
57 - Fire Blast




### How to obtain:


Jade Forest, Bug-Catching Contest

Fishgroup:  
N/A  
Headbutt:  
Town

Can be bred from Pinsir or Triculus



Level 42



#211 Triculus

### Egg groups:

Bug

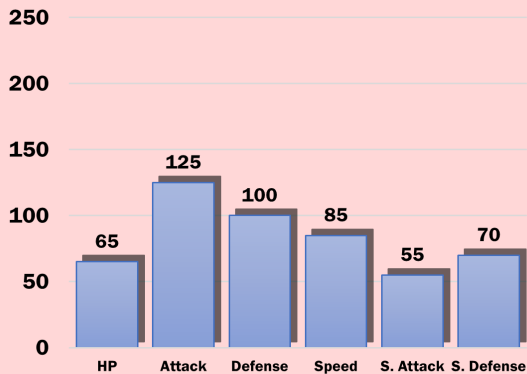
### Wild held item:

N/A

### Learnable TMs and HMs:

## #127 Pinsir

### Base Stats



Tutor Moves:  
N/A

Bug

Egg Moves:  
Fury Attack  
Flail

### Learnset:

1 - Vicegrip  
7 - Focus Energy  
13 - Bind  
19 - Seismic Toss  
25 - Harden  
30 - Cross Cutter  
35 - Thrash  
38 - Swords Dance  
43 - Submission  
47 - Guillotine

01 Synthesprush	20 Endure	38 Swift
02 Headbutt	21 Frustration	40 Defense Curl
03 Curse	22 Sandstorm	41 ThunderPunch
04 Rollout	23 Iron Tail	42 Dream Eater
05 Grow	24 Dragonbreath	43 Snore
06 Toxic	25 Thunder	44 Rest
07 Zap Cannon	26 Earthquake	45 Attract
08 Flash	27 Return	46 Thief
09 Psychic Up	28 Dig	47 Steel Wing
10 Hidden Power	29 Psychic	48 Fire Punch
11 Sunny Day	30 Shadow Ball	49 Fury Cutter
12 Sweet Scent	31 Mud-Slap	50 Nightmare
13 Snore	32 Double Team	H.01 Cut
14 Blizzard	33 Ice Punch	H.02 Fly
15 Hyper Beam	34 Swagger	H.03 Surf
16 Icy Wind	35 Sleep Talk	H.04 Strength
17 Protect	36 Charge Beam	H.05 RockSmash
18 Rain Dance	37 Sandstorm	H.06 Whirlpool
19 Egg Bomb	38 Fire Blast	H.07 Sludge Bomb

### How to obtain:

Route 115, Meridian Path

Fishgroup:  
N/A  
Headbutt:  
N/A

Can be bred from Tauros



### Egg groups:

Ground

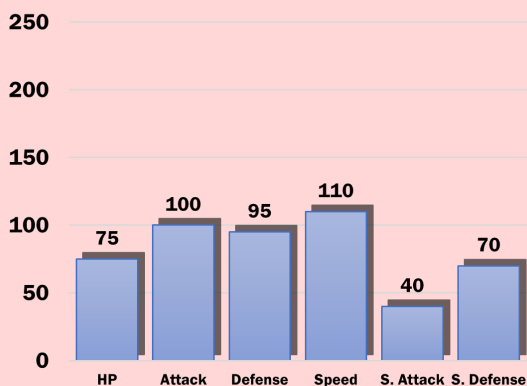
### Wild held item:

N/A

### Learnable TMs and HMs:

## #128 Tauros

### Base Stats



Tutor Moves:

FT TB IB

Normal

Egg Moves:  
N/A

### Learnset:

1 - Tackle  
4 - Tail Whip  
8 - Rage  
13 - Horn Attack  
19 - Scary Face  
26 - Pursuit  
34 - Rest  
43 - Thrash  
53 - Take Down

01 Synthesprush	20 Endure	38 Swift
02 Headbutt	21 Frustration	40 Defense Curl
03 Curse	22 Sandstorm	41 ThunderPunch
04 Rollout	23 Iron Tail	42 Dream Eater
05 Grow	24 Dragonbreath	43 Snore
06 Toxic	25 Thunder	44 Rest
07 Zap Cannon	26 Earthquake	45 Attract
08 Flash	27 Return	46 Thief
09 Psychic Up	28 Dig	47 Steel Wing
10 Hidden Power	29 Psychic	48 Fire Punch
11 Sunny Day	30 Shadow Ball	49 Fury Cutter
12 Sweet Scent	31 Mud-Slap	50 Nightmare
13 Snore	32 Double Team	H.01 Cut
14 Blizzard	33 Ice Punch	H.02 Fly
15 Hyper Beam	34 Swagger	H.03 Surf
16 Icy Wind	35 Sleep Talk	H.04 Strength
17 Protect	36 Charge Beam	H.05 RockSmash
18 Rain Dance	37 Sandstorm	H.06 Whirlpool
19 Egg Bomb	38 Fire Blast	H.07 Sludge Bomb

### How to obtain:

Westport City, Endon Cave, Whirl Island, Route 112, Route 113, Kanto Region, Mt. Fuji Interior, Amami Town, Seaside Path, Nago Village, Ryukyu City, Kume City

### Fishgroup:

Water 1, Water 2, Water 3, Water 4, Water 5, Water 6, Water 7, Water 8

### Headbutt:

N/A

Can be bred from Magikarp or Gyarados



Level 20



#130 Gyarados

### Egg groups:

Water 2, Dragon

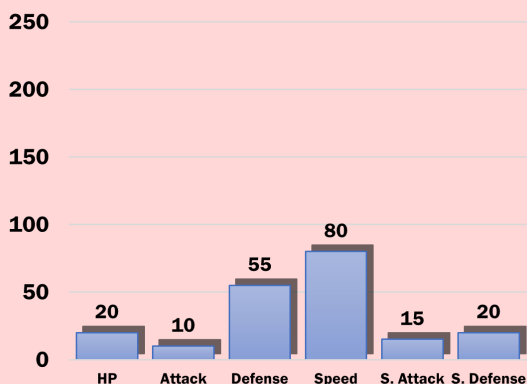
### Wild held item:

Berry

### Learnable TMs and HMs:

## #129 Magikarp

### Base Stats



### Tutor Moves:

N/A

Water

### Learnset:

1 - Splash  
15 - Flail

### Egg Moves:

N/A

01 Dynamapunch	20 Endure	38 Swift
02 Headbutt	21 Frustration	40 Defense Curl
03 Curse	22 Sandstorm	41 ThunderPunch
04 Rollout	23 Iron Tail	42 Dream Eater
05 Roar	24 DragonBreath	43 Snore
06 Toxic	25 Thunder	44 Rest
07 Zap Cannon	26 Earthquake	45 Attract
08 Flash	27 Return	46 Thief
09 Psychic Up	28 Dig	47 Steel Wing
10 Hidden Power	29 Psychic	48 Fire Punch
11 Sunny Day	30 Shadow Ball	49 Pay Day
12 Sweet Scent	31 Mud-Slap	50 Nightmare
13 Snore	32 Double Team	H.01 Cut
14 Blizzard	33 Ice Punch	H.02 Fly
15 Hyper Beam	34 Swagger	H.03 Surf
16 Icy Wind	35 Sleep Talk	H.04 Strength
17 Protect	36 Sludge Bomb	H.05 RockSmash
18 Rain Dance	37 Sandstorm	H.06 Whirlpool
19 Egg Move	38 Fire Blast	H.07 Waterfall

### How to obtain:

Mt. Fuji Interior, Amami Town, Seaside Path, Isen Strait, Nago Village, Urasoe Trail, Kerama Village, Kume Point

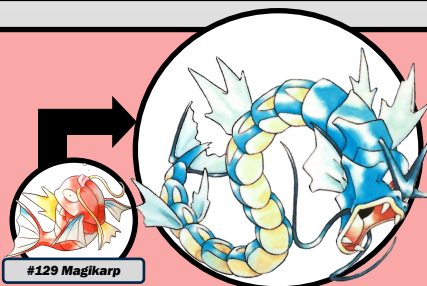
### Fishgroup:

N/A

### Headbutt:

N/A

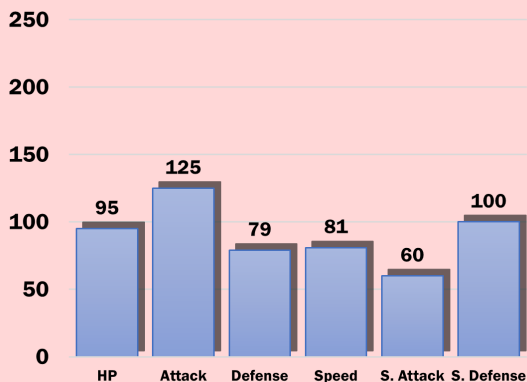
Evolve from Magikarp



#129 Magikarp

## #130 Gyarados

### Base Stats



### Tutor Moves:

FT TB IB

Water

Flying

### Egg Moves:

N/A

### Learnset:

1 - Thrash  
20 - Bite  
25 - Dragon Rage  
30 - Leer  
35 - Twister  
40 - Hydro Pump  
45 - Rain Dance  
50 - Hyper Beam

### Egg groups:

Water 2, Dragon

### Wild held item:

Bitter Berry

### Learnable TMs and HMs:

01 Dynamapunch	20 Endure	38 Swift
02 Headbutt	21 Frustration	40 Defense Curl
03 Curse	22 Sandstorm	41 ThunderPunch
04 Rollout	23 Iron Tail	42 Dream Eater
05 Roar	24 DragonBreath	43 Snore
06 Toxic	25 Thunder	44 Rest
07 Zap Cannon	26 Earthquake	45 Attract
08 Flash	27 Return	46 Thief
09 Psychic Up	28 Dig	47 Steel Wing
10 Hidden Power	29 Psychic	48 Fire Punch
11 Sunny Day	30 Shadow Ball	49 Pay Day
12 Sweet Scent	31 Mud-Slap	50 Nightmare
13 Snore	32 Double Team	H.01 Cut
14 Blizzard	33 Ice Punch	H.02 Fly
15 Hyper Beam	34 Swagger	H.03 Surf
16 Icy Wind	35 Sleep Talk	H.04 Strength
17 Protect	36 Sludge Bomb	H.05 RockSmash
18 Rain Dance	37 Sandstorm	H.06 Whirlpool
19 Egg Move	38 Fire Blast	H.07 Waterfall

### How to obtain:

No wild encounters

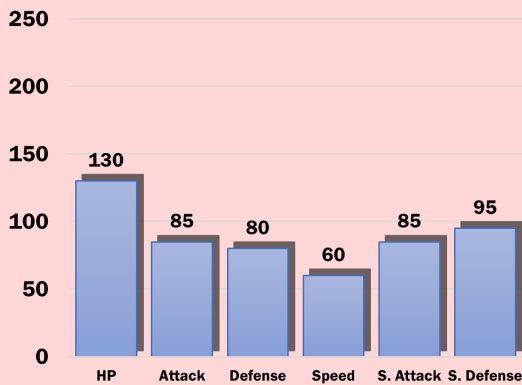
Fishgroup:  
N/A  
Headbutt:  
N/A

Can be found in Boulder Mine B5F only on Fridays, Can be bred from Lapras



## #131 Lapras

### Base Stats



### Tutor Moves:

TB IB

Water

Ice

Egg Moves:  
N/A

### Learnset:

1 - Water Gun  
1 - Growl  
1 - Sing  
8 - Mist  
15 - Body Slam  
22 - Confuse Ray  
29 - Perish Song  
36 - Ice Beam  
43 - Rain Dance  
50 - Safeguard  
57 - Hydro Pump

Egg groups:  
Monster, Water 1

Wild held item:  
N/A

### Learnable TMs and HMs:

01 Synthesis	20 Endure	38 Swift
02 Headbutt	21 Frustration	40 Defense Curl
03 Curse	22 Safeguard	41 ThunderPunch
04 Rollout	23 Iron Tail	42 Dream Eater
05 Roar	24 DragonBreath	43 Snore
06 Toxic	25 Thunder	44 Rest
07 Zap Cannon	26 Earthquake	45 Attract
08 Flash	27 Return	46 Thief
09 Psych Up	28 Dig	47 Steel Wing
10 Hidden Power	29 Psychic	48 Fire Punch
11 Sunny Day	30 Shadow Ball	49 Pay Day
12 Sweet Scent	31 Mud-Slap	50 Nightmare
13 Snore	32 Double Team	H.01 Cut
14 Blizzard	33 Ice Punch	H.02 Fly
15 Hyper Beam	34 Swagger	H.03 Surf
16 Icy Wind	35 Sleep Talk	H.04 Strength
17 Protect	36 Sludge Bomb	H.05 RockSmash
18 Rain Dance	37 Sandstorm	H.06 Whirlpool
19 Rage	38 Fire Blast	H.07 Waterfall


### How to obtain:

Route 106

Fishgroup:  
N/A  
Headbutt:  
N/A



Trade w/ Metal Coat, or use Covenant Orb

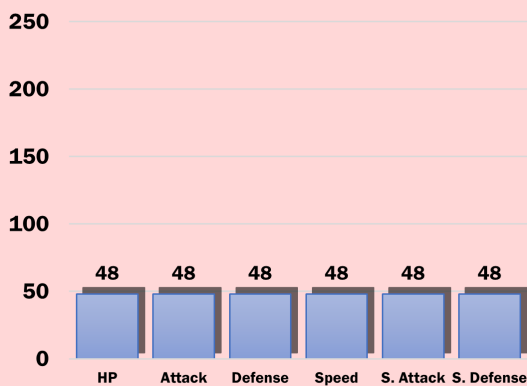


Egg groups:  
Ditto

Wild held item:  
Metal Powder

## #132 Ditto

### Base Stats



Tutor Moves:  
N/A

Normal

Egg Moves:  
N/A

### Learnset:

1 - Transform

### Learnable TMs and HMs:


01 Synthesis	20 Endure	38 Swift
02 Headbutt	21 Frustration	40 Defense Curl
03 Curse	22 Safeguard	41 ThunderPunch
04 Rollout	23 Iron Tail	42 Dream Eater
05 Roar	24 DragonBreath	43 Snore
06 Toxic	25 Thunder	44 Rest
07 Zap Cannon	26 Earthquake	45 Attract
08 Flash	27 Return	46 Thief
09 Psych Up	28 Dig	47 Steel Wing
10 Hidden Power	29 Psychic	48 Fire Punch
11 Sunny Day	30 Shadow Ball	49 Pay Day
12 Sweet Scent	31 Mud-Slap	50 Nightmare
13 Snore	32 Double Team	H.01 Cut
14 Blizzard	33 Ice Punch	H.02 Fly
15 Hyper Beam	34 Swagger	H.03 Surf
16 Icy Wind	35 Sleep Talk	H.04 Strength
17 Protect	36 Sludge Bomb	H.05 RockSmash
18 Rain Dance	37 Sandstorm	H.06 Whirlpool
19 Rage	38 Fire Blast	H.07 Waterfall

### How to obtain:

Route 106 (swarm)

Fishgroup:  
N/A  
Headbutt:  
N/A

Can be bred from Eevee, Vaporeon, Jolteon, Flareon, Espeon, Umbreon, or Leafeon



Water Stone

#134 Vaporeon

Thunderstone

#135 Jolteon

Fire Stone

#136 Flareon

Heart Stone

#196 Espeon

Poison Stone

#197 Umbreon

Leaf Stone

#251 Leafeon

### Egg groups:

Ground

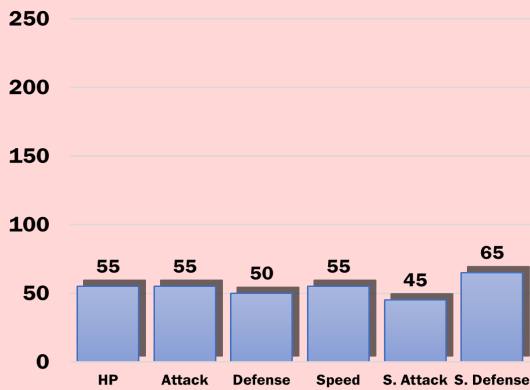
### Wild held item:

Pretty Tail

### Learnable TMs and HMs:

## #133 Eevee

### Base Stats



Tutor Moves:  
N/A

Normal

Egg Moves:  
Flail

### Learnset:

1 - Tackle  
1 - Tail Whip  
8 - Sand Attack  
16 - Growl  
23 - Quick Attack  
30 - Bite  
36 - Baton Pass  
42 - Take Down

01 Synthesis	20 Endure	39 Swift
02 Headbutt	21 Frustration	40 Defense Curl
03 Curse	22 Sandstorm	41 ThunderPunch
04 Rollout	23 Iron Tail	42 Dream Eater
05 Roar	24 Dragonbreath	43 Detect
06 Toxic	25 Thunder	44 Rest
07 Dig	26 Earthquake	45 Attract
08 Flash	27 Return	46 Thief
09 Psychic Up	28 Dig	47 Steel Wing
10 Hidden Power	29 Psychic	48 Fire Punch
11 Sunny Day	30 Shadow Ball	49 Pay Day
12 Sweet Scent	31 Mud-Slap	50 Nightmare
13 Snore	32 Double Team	H.01 Cut
14 Blizzard	33 Ice Punch	H.02 Fly
15 Hyper Beam	34 Swagger	H.03 Surf
16 Icy Wind	35 Sleep Talk	H.04 Strength
17 Protect	36 Sandstorm	H.05 Rock Smash
18 Rain Dance	37 Sandstorm	H.06 Whirlpool
19 Rage	38 Fire Blast	H.07 Waterfall

### How to obtain:

No wild encounters

Fishgroup:  
N/A  
Headbutt:  
N/A

Evolve from Eevee



#133 Eevee

### Egg groups:

Ground

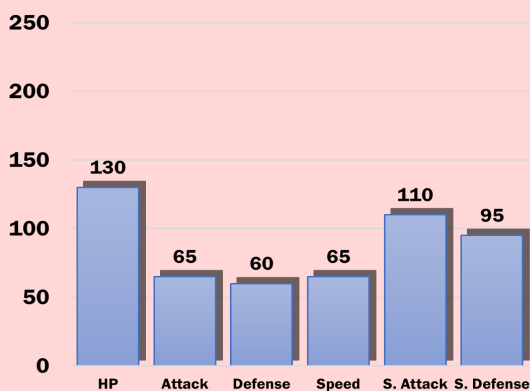
### Wild held item:

N/A

### Learnable TMs and HMs:

## #134 Vaporeon

### Base Stats



Tutor Moves:  
IB

Water

Egg Moves:  
N/A

### Learnset:

1 - Tackle  
1 - Tail Whip  
8 - Sand Attack  
16 - Water Gun  
23 - Quick Attack  
30 - Bite  
36 - Aurora Beam  
42 - Haze  
47 - Acid Armor  
52 - Hydro Pump

01 Synthesis	20 Endure	39 Swift
02 Headbutt	21 Frustration	40 Defense Curl
03 Curse	22 Sandstorm	41 ThunderPunch
04 Rollout	23 Iron Tail	42 Dream Eater
05 Roar	24 Dragonbreath	43 Detect
06 Toxic	25 Thunder	44 Rest
07 Dig	26 Earthquake	45 Attract
08 Flash	27 Return	46 Thief
09 Psychic Up	28 Dig	47 Steel Wing
10 Hidden Power	29 Psychic	48 Fire Punch
11 Sunny Day	30 Shadow Ball	49 Pay Day
12 Sweet Scent	31 Mud-Slap	50 Nightmare
13 Snore	32 Double Team	H.01 Cut
14 Blizzard	33 Ice Punch	H.02 Fly
15 Hyper Beam	34 Swagger	H.03 Surf
16 Icy Wind	35 Sleep Talk	H.04 Strength
17 Protect	36 Sandstorm	H.05 Rock Smash
18 Rain Dance	37 Sandstorm	H.06 Whirlpool
19 Rage	38 Fire Blast	H.07 Waterfall




### How to obtain:

No wild encounters

Fishgroup:  
N/A  
Headbutt:  
N/A

Evolve from Eevee



#133 Eevee

## #135 Jolteon

### Egg groups:

Ground

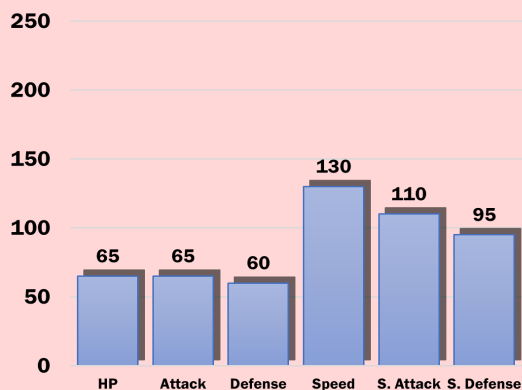
### Wild held item:

N/A

### Learnable TMs and HMs:

01 Synthesis	20 Endure	39 Swift
02 Headbutt	21 Frustration	40 Defense Curl
03 Curse	22 Sandstorm	41 ThunderPunch
04 Rollout	23 Iron Tail	42 Dream Eater
05 Roar	24 Dragonbreath	43 Detect
06 Toxic	25 Thunder	44 Rest
07 Zap Cannon	26 Earthquake	45 Attract
08 Flash	27 Return	46 Thief
09 Psychic Up	28 Dig	47 Steel Wing
10 Hidden Power	29 Psychic	48 Fire Punch
11 Sunny Day	30 Shadow Ball	49 Pay Back
12 Sweet Scent	31 Mud-Slap	50 Nightmare
13 Snore	32 Double Team	H.01 Cut
14 Blizzard	33 Ice Punch	H.02 Fly
15 Hyper Beam	34 Swagger	H.03 Surf
16 Icy Wind	35 Sleep Talk	H.04 Strength
17 Protect	36 Sandstorm	H.05 Rock Smash
18 Rain Dance	37 Sandstorm	H.06 Whirlpool
19 Rage	38 Fire Blast	H.07 Sludge Bomb

### Base Stats



### Tutor Moves:

TB

Electric

Egg Moves:  
N/A

### Learnset:


- 1 - Tackle
- 1 - Tail Whip
- 8 - Sand Attack
- 16 - Thundershock
- 23 - Quick Attack
- 30 - Double Kick
- 36 - Pin Missile
- 42 - Thunder Wave
- 47 - Agility
- 52 - Thunder

### How to obtain:

No wild encounters

Fishgroup:  
N/A  
Headbutt:  
N/A

Evolve from Eevee



#133 Eevee

## #136 Flareon

### Egg groups:

Ground

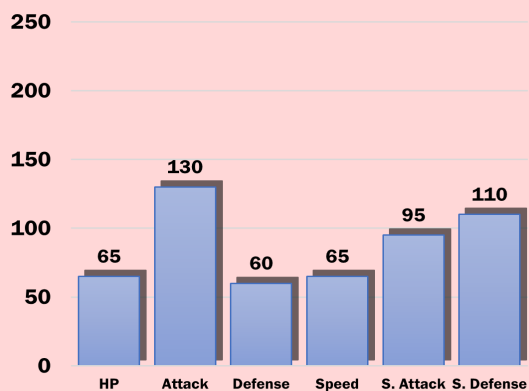
### Wild held item:

N/A

### Learnable TMs and HMs:

01 Synthesis	20 Endure	39 Swift
02 Headbutt	21 Frustration	40 Defense Curl
03 Curse	22 Sandstorm	41 ThunderPunch
04 Rollout	23 Iron Tail	42 Dream Eater
05 Roar	24 Dragonbreath	43 Detect
06 Toxic	25 Thunder	44 Rest
07 Zap Cannon	26 Earthquake	45 Attract
08 Flash	27 Return	46 Thief
09 Psychic Up	28 Dig	47 Steel Wing
10 Hidden Power	29 Psychic	48 Fire Punch
11 Sunny Day	30 Shadow Ball	49 Pay Back
12 Sweet Scent	31 Mud-Slap	50 Nightmare
13 Snore	32 Double Team	H.01 Cut
14 Blizzard	33 Ice Punch	H.02 Fly
15 Hyper Beam	34 Swagger	H.03 Surf
16 Icy Wind	35 Sleep Talk	H.04 Strength
17 Protect	36 Sandstorm	H.05 Rock Smash
18 Rain Dance	37 Sandstorm	H.06 Whirlpool
19 Rage	38 Fire Blast	H.07 Sludge Bomb

### Base Stats



### Tutor Moves:

FT

Fire

Egg Moves:  
N/A

### Learnset:


- 1 - Tackle
- 1 - Tail Whip
- 8 - Sand Attack
- 16 - Ember
- 23 - Quick Attack
- 30 - Bite
- 36 - Fire Spin
- 42 - Smog
- 47 - Leer
- 52 - Flamethrower

### How to obtain:


No wild encounters

Fishgroup:  
N/A  
Headbutt:  
N/A

Can be bred from Porygon or Porygon 2. Can be purchased at Kanto Region Game Corner



Trade w/ Up-Grade,  
or use Covenant  
Orb



### Egg groups:

Mineral

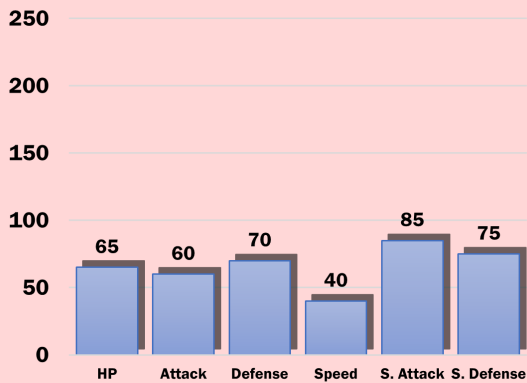
### Wild held item:

N/A

### Learnable TMs and HMs:

## #137 Porygon

### Base Stats



### Tutor Moves:

TB IB

Normal

Egg Moves:  
N/A

### Learnset:

1 - Conversion2  
1 - Tackle  
1 - Conversion  
9 - Agility  
12 - Psybeam  
20 - Recover  
24 - Sharpen  
32 - Lock On  
36 - Tri Attack  
44 - Zap Cannon


01 Synthespunch	20 Endure	39 Swift
02 Headbutt	21 Frustration	40 Defense Curl
03 Curse	22 Sandstorm	41 ThunderPunch
04 Rollout	23 Iron Tail	42 Dream Eater
05 Grow	24 Dragonbreath	43 Snore
06 Toxic	25 Thunder	44 Rest
07 Zap Cannon	26 Earthquake	45 Attract
08 Flash	27 Return	46 Thief
09 Psych Up	28 Dig	47 Steel Wing
10 Hidden Power	29 Psychic	48 Fire Punch
11 Sunny Day	30 Shadow Ball	49 Psy Cut
12 Sweet Scent	31 Mud-Slap	50 Nightmare
13 Snore	32 Double Team	H.01 Cut
14 Blizzard	33 Ice Punch	H.02 Fly
15 Hyper Beam	34 Swagger	H.03 Surf
16 Icy Wind	35 Sleep Talk	H.04 Strength
17 Protect	36 Sludge Bomb	H.05 RockSmash
18 Rain Dance	37 Sandstorm	H.06 Whirlpool
19 Rage Drain	38 Fire Blast	H.07 Sludge Bomb

### How to obtain:

No wild encounters

Fishgroup:  
N/A  
Headbutt:  
N/A

Can be revived from Helix Fossil at lab in Kanto Region, can be bred from Omanyte or Omastar



Level 40



### Egg groups:

Water 1, Water 3

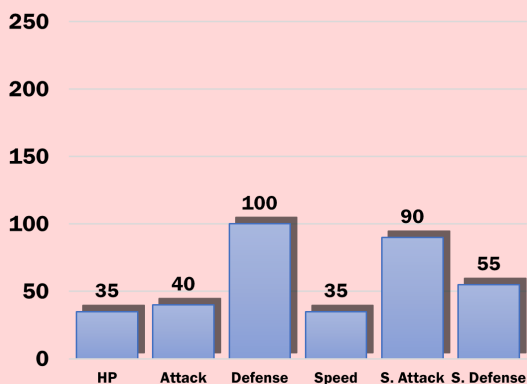
### Wild held item:

N/A

### Learnable TMs and HMs:

## #138 Omanyte

### Base Stats



### Tutor Moves:

IB

Rock

Water

Egg Moves:  
Bubblebeam  
Aurora Beam  
Slam  
Supersonic  
Haze

### Learnset:

1 - Constrict  
1 - Withdraw  
13 - Bite  
19 - Water Gun  
31 - Leer  
37 - Protect  
49 - Ancientpower  
55 - Hydro Pump

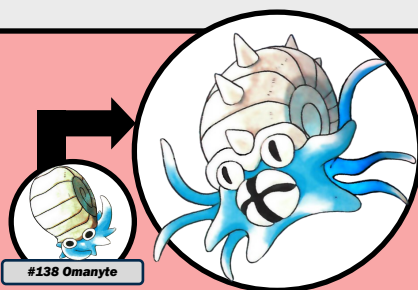
01 Synthespunch	20 Endure	39 Swift
02 Headbutt	21 Frustration	40 Defense Curl
03 Curse	22 Sandstorm	41 ThunderPunch
04 Rollout	23 Iron Tail	42 Dream Eater
05 Grow	24 Dragonbreath	43 Snore
06 Toxic	25 Thunder	44 Rest
07 Zap Cannon	26 Earthquake	45 Attract
08 Flash	27 Return	46 Thief
09 Psych Up	28 Dig	47 Steel Wing
10 Hidden Power	29 Psychic	48 Fire Punch
11 Sunny Day	30 Shadow Ball	49 Psy Cut
12 Sweet Scent	31 Mud-Slap	50 Nightmare
13 Snore	32 Double Team	H.01 Cut
14 Blizzard	33 Ice Punch	H.02 Fly
15 Hyper Beam	34 Swagger	H.03 Surf
16 Icy Wind	35 Sleep Talk	H.04 Strength
17 Protect	36 Sludge Bomb	H.05 RockSmash
18 Rain Dance	37 Sandstorm	H.06 Whirlpool
19 Rage Drain	38 Fire Blast	H.07 Sludge Bomb

#### How to obtain:

No wild encounters

Fishgroup:  
N/A  
Headbutt:  
N/A

Evolve from Omanyte



## #139 Omastar

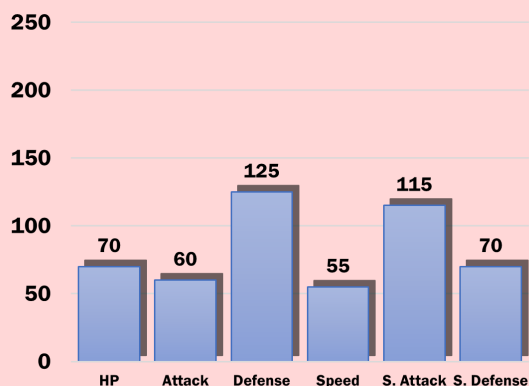
Egg groups:  
Water 1, Water 3

Wild held item:  
N/A

#### Learnable TMs and HMs:

01 Synthesis	20 Endure	38 Swift
02 Headbutt	21 Frustration	40 Defense Curl
03 Curse	22 Sandstorm	41 ThunderPunch
04 Rollout	23 Iron Tail	42 Dream Eater
05 Roar	24 Dragonbreath	43 Snore
06 Toxic	25 Thunder	44 Rest
07 Dig Cannon	26 Earthquake	45 Attract
08 Flash	27 Return	46 Thief
09 Psychic Up	28 Dig	47 Steel Wing
10 Hidden Power	29 Psychic	48 Fire Punch
11 Sunny Day	30 Shadow Ball	49 Pay Back
12 Sweet Scent	31 Mud-Slap	50 Nightmare
13 Snore	32 Double Team	H.01 Cut
14 Blizzard	33 Ice Punch	H.02 Fly
15 Hyper Beam	34 Swagger	H.03 Surf
16 Icy Wind	35 Sleep Talk	H.04 Strength
17 Protect	36 Sandstorm	H.05 RockSmash
18 Rain Dance	37 Sandstorm	H.06 Whirlpool
19 Giga Drain	38 Fire Blast	H.07 Strength

### Base Stats



#### Tutor Moves:

IB

Rock

Water

Egg Moves:  
N/A

#### Learnset:

1 - Constrict  
1 - Withdraw  
1 - Bite  
13 - Bite  
19 - Water Gun  
31 - Leer  
37 - Protect  
40 - Spike Cannon  
54 - Ancientpower  
65 - Hydro Pump

#### How to obtain:

No wild encounters

Fishgroup:  
N/A  
Headbutt:  
N/A

Can be revived from Dome Fossil at lab in Kanto Region,  
can be bred from Kabuto or Kabutops



Level 40

## #140 Kabuto

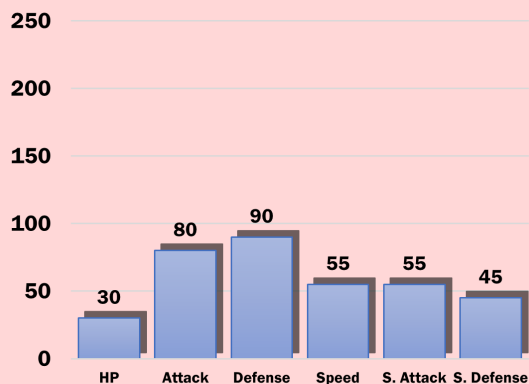
Egg groups:  
Water 1, Water 3

Wild held item:  
N/A

#### Learnable TMs and HMs:

01 Synthesis	20 Endure	38 Swift
02 Headbutt	21 Frustration	40 Defense Curl
03 Curse	22 Sandstorm	41 ThunderPunch
04 Rollout	23 Iron Tail	42 Dream Eater
05 Roar	24 Dragonbreath	43 Snore
06 Toxic	25 Thunder	44 Rest
07 Dig Cannon	26 Earthquake	45 Attract
08 Flash	27 Return	46 Thief
09 Psychic Up	28 Dig	47 Steel Wing
10 Hidden Power	29 Psychic	48 Fire Punch
11 Sunny Day	30 Shadow Ball	49 Pay Back
12 Sweet Scent	31 Mud-Slap	50 Nightmare
13 Snore	32 Double Team	H.01 Cut
14 Blizzard	33 Ice Punch	H.02 Fly
15 Hyper Beam	34 Swagger	H.03 Surf
16 Icy Wind	35 Sleep Talk	H.04 Strength
17 Protect	36 Sandstorm	H.05 RockSmash
18 Rain Dance	37 Sandstorm	H.06 Whirlpool
19 Giga Drain	38 Fire Blast	H.07 Strength

### Base Stats



#### Tutor Moves:

IB

Rock

Water

Egg Moves:  
Bubblebeam  
Aurora Beam  
Rapid Spin  
Dig  
Flail

#### Learnset:


1 - Scratch  
1 - Harden  
10 - Absorb  
19 - Leer  
28 - Sand Attack  
37 - Endure  
46 - Mega Drain  
55 - Ancientpower

#### How to obtain:

No wild encounters

Fishgroup:  
N/A  
Headbutt:  
N/A

Evolve from Kaseya



#140 Kabuto

## #141 Kabutops

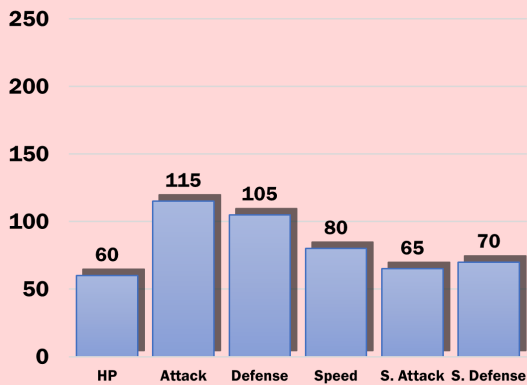
Egg groups:  
Water 1, Water 3

Wild held item:  
N/A

#### Learnable TMs and HMs:

01 Synthespunch	20 Endure	39 Swift
02 Headbutt	21 Frustration	40 Defense Curl
03 Curse	22 Sandstorm	41 ThunderPunch
04 Rollout	23 Iron Tail	42 Dream Eater
05 Roar	24 DragonBreath	43 Detect
06 Toxic	25 Thunder	44 Rest
07 Dig Cannon	26 Earthquake	45 Attract
08 Flash	27 Return	46 Thief
09 Psychic Up	28 Dig	47 Steel Wing
10 Hidden Power	29 Psychic	48 Fire Punch
11 Sunny Day	30 Shadow Ball	49 Fury Cutter
12 Sweet Scent	31 Mud-Slap	50 Nightmare
13 Snore	32 Double Team	H.01 Cut
14 Blizzard	33 Ice Punch	H.02 Fly
15 Hyper Beam	34 Swagger	H.03 Surf
16 Icy Wind	35 Sleep Talk	H.04 Strength
17 Protect	36 Swagger Bomb	H.05 RockSmash
18 Rain Dance	37 Sandstorm	H.06 Whirlpool
19 Giga Drain	38 Fire Blast	H.07 Statused

### Base Stats



#### Tutor Moves:

IB

Rock

Water

Egg Moves:  
N/A

#### Learnset:

1 - Scratch  
1 - Harden  
1 - Absorb  
10 - Absorb  
19 - Leer  
28 - Sand Attack  
37 - Endure  
40 - Slash  
51 - Mega Drain  
65 - Ancientpower

#### How to obtain:

No wild encounters

Fishgroup:  
N/A  
Headbutt:  
N/A

Can be revived from Old Amber at lab in Kanto Region,  
can be bred from Aerodactyl



## #142 Aerodactyl

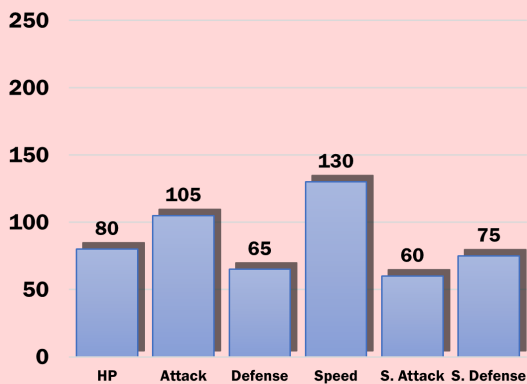
Egg groups:  
Flying

Wild held item:  
N/A

#### Learnable TMs and HMs:

01 Synthespunch	20 Endure	39 Swift
02 Headbutt	21 Frustration	40 Defense Curl
03 Curse	22 Sandstorm	41 ThunderPunch
04 Rollout	23 Iron Tail	42 Dream Eater
05 Roar	24 DragonBreath	43 Detect
06 Toxic	25 Thunder	44 Rest
07 Dig Cannon	26 Earthquake	45 Attract
08 Flash	27 Return	46 Thief
09 Psychic Up	28 Dig	47 Steel Wing
10 Hidden Power	29 Psychic	48 Fire Punch
11 Sunny Day	30 Shadow Ball	49 Fury Cutter
12 Sweet Scent	31 Mud-Slap	50 Nightmare
13 Snore	32 Double Team	H.01 Cut
14 Blizzard	33 Ice Punch	H.02 Fly
15 Hyper Beam	34 Swagger	H.03 Surf
16 Icy Wind	35 Sleep Talk	H.04 Strength
17 Protect	36 Swagger Bomb	H.05 RockSmash
18 Rain Dance	37 Sandstorm	H.06 Whirlpool
19 Giga Drain	38 Fire Blast	H.07 Statused

### Base Stats



#### Tutor Moves:

FT

Rock

Flying

Egg Moves:  
Whirlwind  
Pursuit  
Foresight  
Steel Wing

#### Learnset:

1 - Wing Attack  
8 - Agility  
15 - Bite  
22 - Supersonic  
29 - Ancientpower  
36 - Scary Face  
43 - Take Down  
50 - Hyper Beam



### How to obtain:

No wild encounters

Fishgroup:  
N/A  
Headbutt:  
N/A

Can be found sleeping in back of Jade Forest, can be bred from Snorlax



### Egg groups:

Monster

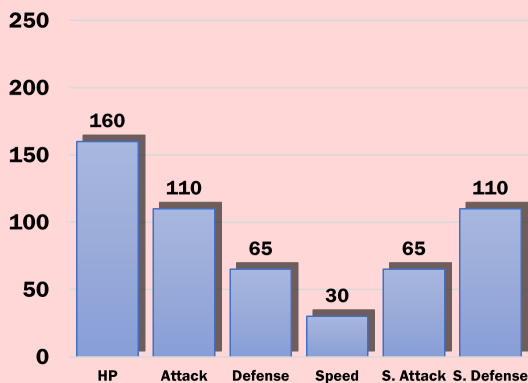
### Wild held item:

Leftovers

### Learnable TMs and HMs:

## #143 Snorlax

### Base Stats



### Tutor Moves:

FT TB IB

Normal

### Egg Moves:

Lick

### Learnset:

1 - Tackle  
8 - Amnesia  
15 - Defense Curl  
22 - Belly Drum  
29 - Headbutt  
36 - Snore  
36 - Rest  
43 - Body Slam  
50 - Rollout  
54 - Protect  
57 - Hyper Beam

01 Dynamicpunch	20 Endure	39 Swift
02 Headbutt	21 Frustration	40 Defense Curl
03 Curse	22 SolarBeam	41 ThunderPunch
04 Rollout	23 Iron Tail	42 Dream Eater
05 Roar	24 Dragonbreath	43 Detect
06 Toxic	25 Thunder	44 Rest
07 Zap Cannon	26 Earthquake	45 Attract
08 Flash	27 Return	46 Thief
09 Psych Up	28 Dig	47 Steel Wing
10 Hidden Power	29 Psychic	48 Fire Punch
11 Sunny Day	30 Shadow Ball	49 Pay Day
12 Sweet Scent	31 Mud-Slap	50 Nightmare
13 Snore	32 Double Team	H.01 Cut
14 Blizzard	33 Ice Punch	H.02 Fly
15 Hyper Beam	34 Swagger	H.03 Surf
16 Icy Wind	35 Sleep Talk	H.04 Strength
17 Protect	36 Swagger	H.05 RockSmash
18 Rain Dance	37 Sandstorm	H.06 Whirlpool
19 Rage	38 Fire Blast	H.07 Strength

### How to obtain:

No wild encounters

Fishgroup:  
N/A  
Headbutt:  
N/A

Can be found in Iced Cavern (must have Tri-Wing)



### Egg groups:

N/A

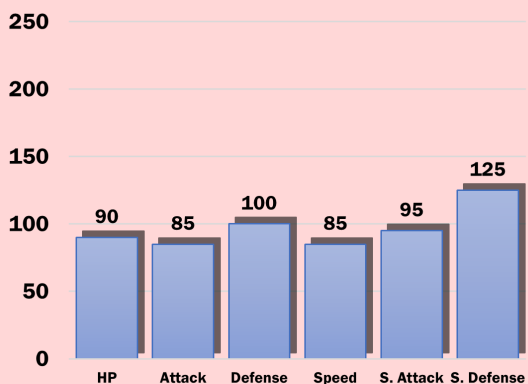
### Wild held item:

Brightpowder

### Learnable TMs and HMs:

## #144 Articuno

### Base Stats



### Tutor Moves:

IB

Ice

Flying

### Egg Moves:

N/A

### Learnset:

1 - Gust  
1 - Powder Snow  
13 - Mist  
25 - Agility  
37 - Mind Reader  
49 - Ice Beam  
61 - Reflect  
73 - Blizzard


01 Dynamicpunch	20 Endure	39 Swift
02 Headbutt	21 Frustration	40 Defense Curl
03 Curse	22 SolarBeam	41 ThunderPunch
04 Rollout	23 Iron Tail	42 Dream Eater
05 Roar	24 Dragonbreath	43 Detect
06 Toxic	25 Thunder	44 Rest
07 Zap Cannon	26 Earthquake	45 Attract
08 Flash	27 Return	46 Thief
09 Psych Up	28 Dig	47 Steel Wing
10 Hidden Power	29 Psychic	48 Fire Punch
11 Sunny Day	30 Shadow Ball	49 Pay Day
12 Sweet Scent	31 Mud-Slap	50 Nightmare
13 Snore	32 Double Team	H.01 Cut
14 Blizzard	33 Ice Punch	H.02 Fly
15 Hyper Beam	34 Swagger	H.03 Surf
16 Icy Wind	35 Sleep Talk	H.04 Strength
17 Protect	36 Swagger	H.05 RockSmash
18 Rain Dance	37 Sandstorm	H.06 Whirlpool
19 Rage	38 Fire Blast	H.07 Strength

#### How to obtain:

No wild encounters

Fishgroup:  
N/A  
Headbutt:  
N/A

Can be found in Joule Cave (must have Tri-Wing)



#### Egg groups:

N/A

#### Wild held item:

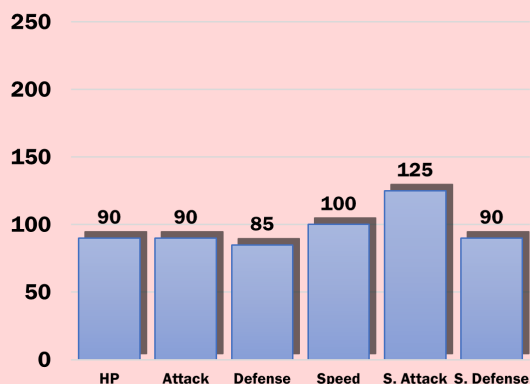
Brightpowder

#### Learnable TMs and HMs:

01 Dynamapunch	20 Endure	39 Swift
02 Headbutt	21 Frustration	40 Defense Curl
03 Curse	22 Sandstorm	41 ThunderPunch
04 Rollout	23 Iron Tail	42 Dream Eater
05 Roar	24 Dragonbreath	43 Detect
06 Toxic	25 Thunder	44 Rest
07 Zap Cannon	26 Earthquake	45 Attract
08 Flash	27 Return	46 Thief
09 Psychic Up	28 Dig	47 Steel Wing
10 Hidden Power	29 Psychic	48 Fire Punch
11 Sunny Day	30 Shadow Ball	49 Pay Back
12 Sweet Scent	31 Mud-Slap	50 Nightmare
13 Snore	32 Double Team	H.01 Cut
14 Blizzard	33 Ice Punch	H.02 Fly
15 Hyper Beam	34 Swagger	H.03 Surf
16 Icy Wind	35 Sleep Talk	H.04 Strength
17 Protect	36 Sandstorm	H.05 RockSmash
18 Rain Dance	37 Sandstorm	H.06 Whirlpool
19 Rage Drain	38 Fire Blast	H.07 Stunfist

## #145 Zapdos

### Base Stats



#### Tutor Moves:

TB

Electric

Flying

Egg Moves:  
N/A

#### Learnset:


1 - Peck  
1 - Thundershock  
13 - Thunder Wave  
25 - Agility  
37 - Detect  
49 - Drill Peck  
61 - Light Screen  
73 - Thunder

#### How to obtain:

No wild encounters

Fishgroup:  
N/A  
Headbutt:  
N/A

Can be found on Charred Summit (must have Tri-Wing)



#### Egg groups:

N/A

#### Wild held item:

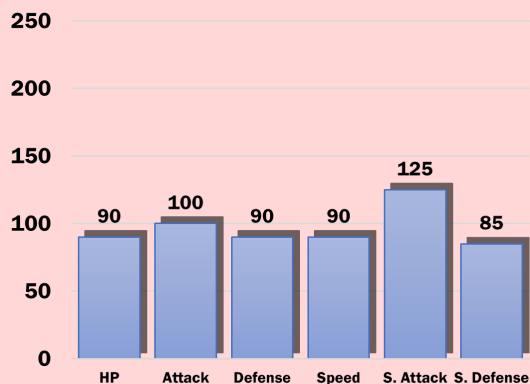
Brightpowder

#### Learnable TMs and HMs:

01 Dynamapunch	20 Endure	39 Swift
02 Headbutt	21 Frustration	40 Defense Curl
03 Curse	22 Sandstorm	41 ThunderPunch
04 Rollout	23 Iron Tail	42 Dream Eater
05 Roar	24 Dragonbreath	43 Detect
06 Toxic	25 Thunder	44 Rest
07 Zap Cannon	26 Earthquake	45 Attract
08 Flash	27 Return	46 Thief
09 Psychic Up	28 Dig	47 Steel Wing
10 Hidden Power	29 Psychic	48 Fire Punch
11 Sunny Day	30 Shadow Ball	49 Pay Back
12 Sweet Scent	31 Mud-Slap	50 Nightmare
13 Snore	32 Double Team	H.01 Cut
14 Blizzard	33 Ice Punch	H.02 Fly
15 Hyper Beam	34 Swagger	H.03 Surf
16 Icy Wind	35 Sleep Talk	H.04 Strength
17 Protect	36 Sandstorm	H.05 RockSmash
18 Rain Dance	37 Sandstorm	H.06 Whirlpool
19 Rage Drain	38 Fire Blast	H.07 Stunfist

## #146 Moltres

### Base Stats



#### Tutor Moves:

FT

Fire

Flying

Egg Moves:  
N/A

#### Learnset:

1 - Wing Attack  
1 - Ember  
13 - Fire Spin  
25 - Agility  
37 - Endure  
49 - Flamethrower  
61 - Safeguard  
73 - Sky Attack

### How to obtain:

No wild encounters

Fishgroup:  
Water 5  
Headbutt:  
N/A

Given by Clair after obtaining the Dragon Orb, can be bred from Dratini, Dragonair, or Dragonite



Level 30



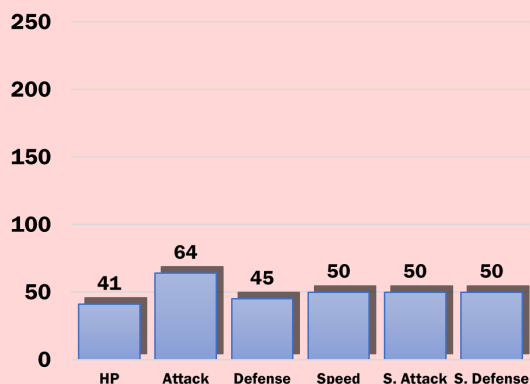
Egg groups:  
Water 1, Dragon

Wild held item:  
Dragon Scale

### Learnable TMs and HMs:

## #147 Dratini

### Base Stats



### Tutor Moves:

FT TB IB

Dragon

Egg Moves:  
Light Screen  
Mist  
Haze  
Supersonic

### Learnset:

1 - Wrap  
1 - Leer  
8 - Thunder Wave  
15 - Twister  
22 - Dragon Rage  
29 - Slam  
36 - Agility  
43 - Safeguard  
50 - Outrage  
57 - Hyper Beam

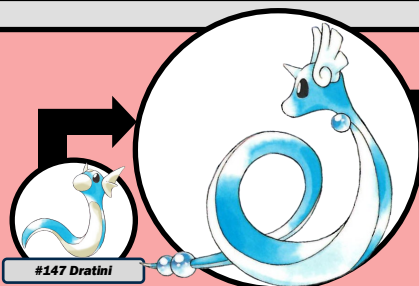
01 Synthesis	20 Endure	39 Swift
02 Headbutt	21 Frustration	40 Defense Curl
03 Curse	22 Sandstorm	41 Thunder Punch
04 Rollout	23 Iron Tail	42 Dream Eater
05 Growl	24 Dragon Breath	43 Detect
06 Toxic	25 Thunder	44 Rest
07 Zap Cannon	26 Earthquake	45 Attract
08 Flash	27 Return	46 Thief
09 Psychic Up	28 Dig	47 Steel Wing
10 Hidden Power	29 Psychic	48 Fire Punch
11 Sunny Day	30 Shadow Ball	49 Pay Day
12 Sweet Scent	31 Mud-Slap	50 Nightmare
13 Snore	32 Double Team	H.01 Cut
14 Blizzard	33 Ice Punch	H.02 Fly
15 Hyper Beam	34 Swagger	H.03 Surf
16 Icy Wind	35 Sleep Talk	H.04 Strength
17 Protect	36 Sandstorm	H.05 Rock Smash
18 Rain Dance	37 Sandstorm	H.06 Whirlpool
19 Rage	38 Fire Blast	H.07 Waterfall

### How to obtain:

No wild encounters

Fishgroup:  
Water 5  
Headbutt:  
N/A

Evolve from Dratini



Level 55



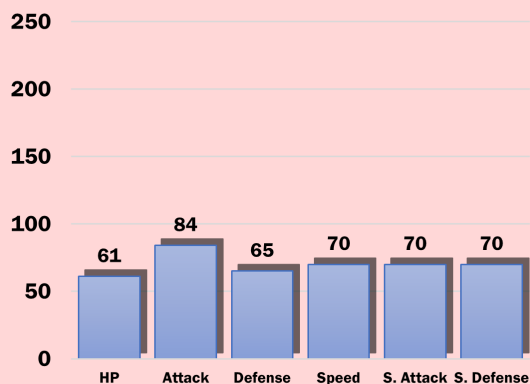
Egg groups:  
Water 1, Dragon

Wild held item:  
N/A

### Learnable TMs and HMs:

## #148 Dragonair

### Base Stats



### Tutor Moves:

FT TB IB

Dragon

Egg Moves:  
N/A

### Learnset:

1 - Wrap  
1 - Leer  
1 - Thunder Wave  
1 - Twister  
8 - Thunder Wave  
15 - Twister  
22 - Dragon Rage  
29 - Slam  
38 - Agility  
47 - Safeguard  
56 - Outrage  
65 - Hyper Beam


01 Synthesis	20 Endure	39 Swift
02 Headbutt	21 Frustration	40 Defense Curl
03 Curse	22 Sandstorm	41 Thunder Punch
04 Rollout	23 Iron Tail	42 Dream Eater
05 Growl	24 Dragon Breath	43 Detect
06 Toxic	25 Thunder	44 Rest
07 Zap Cannon	26 Earthquake	45 Attract
08 Flash	27 Return	46 Thief
09 Psychic Up	28 Dig	47 Steel Wing
10 Hidden Power	29 Psychic	48 Fire Punch
11 Sunny Day	30 Shadow Ball	49 Pay Day
12 Sweet Scent	31 Mud-Slap	50 Nightmare
13 Snore	32 Double Team	H.01 Cut
14 Blizzard	33 Ice Punch	H.02 Fly
15 Hyper Beam	34 Swagger	H.03 Surf
16 Icy Wind	35 Sleep Talk	H.04 Strength
17 Protect	36 Sandstorm	H.05 Rock Smash
18 Rain Dance	37 Sandstorm	H.06 Whirlpool
19 Rage	38 Fire Blast	H.07 Waterfall

### How to obtain:

No wild encounters

Fishgroup:  
N/A  
Headbutt:  
N/A

Evolve from Dragonair



#148 Dragonair

## #149 Dragonite

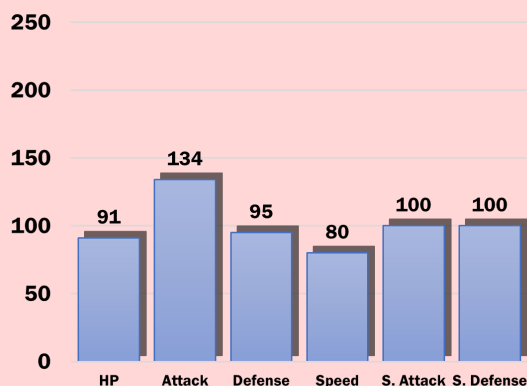
Egg groups:  
Water 1, Dragon

Wild held item:  
N/A

### Learnable TMs and HMs:

01 Dynamicpunch	20 Endure	39 Swift
02 Headbutt	21 Frustration	40 Defense Curl
03 Curse	22 SolarBeam	41 ThunderPunch
04 Rollout	23 Iron Tail	42 Dream Eater
05 Growl	24 DragonBreath	43 Detect
06 Toxic	25 Thunder	44 Rest
07 Zap Cannon	26 Earthquake	45 Attract
08 Flash	27 Return	46 Thief
09 Psych Up	28 Dig	47 Steel Wing
10 Hidden Power	29 Psychic	48 Fire Punch
11 Sunny Day	30 Shadow Ball	49 Fury Cutter
12 Sweet Scent	31 Mud-Slap	50 Nightmare
13 Snore	32 Double Team	H.01 Cut
14 Blizzard	33 Ice Punch	H.02 Fly
15 Hyper Beam	34 Swagger	H.03 Surf
16 Icy Wind	35 Sleep Talk	H.04 Strength
17 Protect	36 Sandstorm	H.05 RockSmash
18 Rain Dance	37 Sandstorm	H.06 Whirlpool
19 Rage	38 Fire Blast	H.07 Waterfall

### Base Stats



### Tutor Moves:

FT TB IB

Dragon

Flying

Egg Moves:  
N/A

### Learnset:

1 - Wrap  
1 - Leer  
1 - Thunder Wave  
1 - Twister  
8 - Thunder Wave  
15 - Twister  
22 - Dragon Rage  
29 - Slam  
38 - Agility  
47 - Safeguard  
55 - Wing Attack  
61 - Outrage  
75 - Hyper Beam

### How to obtain:

No wild encounters

Fishgroup:  
N/A  
Headbutt:  
N/A

Can be found in Isen Strait Laboratory



## #150 Mewtwo

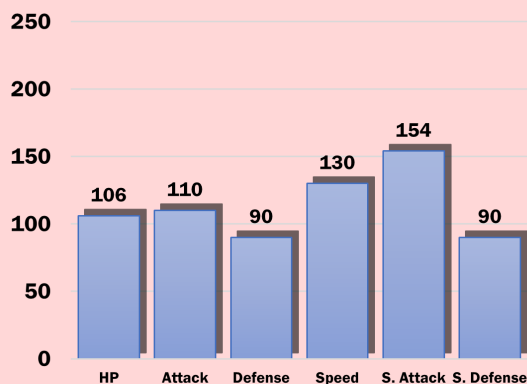
Egg groups:  
N/A

Wild held item:  
Berserk Gene

### Learnable TMs and HMs:

01 Dynamicpunch	20 Endure	39 Swift
02 Headbutt	21 Frustration	40 Defense Curl
03 Curse	22 SolarBeam	41 ThunderPunch
04 Rollout	23 Iron Tail	42 Dream Eater
05 Growl	24 DragonBreath	43 Detect
06 Toxic	25 Thunder	44 Rest
07 Zap Cannon	26 Earthquake	45 Attract
08 Flash	27 Return	46 Thief
09 Psych Up	28 Dig	47 Steel Wing
10 Hidden Power	29 Psychic	48 Fire Punch
11 Sunny Day	30 Shadow Ball	49 Fury Cutter
12 Sweet Scent	31 Mud-Slap	50 Nightmare
13 Snore	32 Double Team	H.01 Cut
14 Blizzard	33 Ice Punch	H.02 Fly
15 Hyper Beam	34 Swagger	H.03 Surf
16 Icy Wind	35 Sleep Talk	H.04 Strength
17 Protect	36 Sandstorm	H.05 RockSmash
18 Rain Dance	37 Sandstorm	H.06 Whirlpool
19 Rage	38 Fire Blast	H.07 Waterfall

### Base Stats



### Tutor Moves:

FT TB IB

Psychic

Egg Moves:  
N/A

### Learnset:

1 - Confusion  
1 - Disable  
11 - Barrier  
22 - Swift  
33 - Psych Up  
44 - Future Sight  
55 - Mist  
66 - Psychic  
77 - Amnesia  
88 - Recover  
99 - Safeguard



#### How to obtain:

No wild encounters

Fishgroup:  
N/A  
Headbutt:  
N/A

Can be found on Southern Island, after following the guidance of Slowking



#### Egg groups:

N/A

#### Wild held item:

Miracleberry

#### Learnable TMs and HMs:

01 Dynamicpunch	20 Endure	39 Swift
02 Headbutt	21 Frustration	40 Defense Curl
03 Curse	22 SolarBeam	41 ThunderPunch
04 Rollout	23 Iron Tail	42 Dream Eater
05 Roar	24 DragonBreath	43 Detect
06 Toxic	25 Thunder	44 Rest
07 Zap Cannon	26 Earthquake	45 Attract
08 Flash	27 Return	46 Thief
09 Psych Up	28 Dig	47 Steel Wing
10 Hidden Power	29 Psychic	48 Fire Punch
11 Sunny Day	30 Shadow Ball	49 Fury Cutter
12 Sweet Scent	31 Mud-Slap	50 Nightmare
13 Snore	32 Double Team	H.01 Cut
14 Blizzard	33 Ice Punch	H.02 Fly
15 Hyper Beam	34 Swagger	H.03 Surf
16 Icy Wind	35 Sleep Talk	H.04 Strength
17 Protect	36 Sludge Bomb	H.05 RockSmash
18 Rain Dance	37 Sandstorm	H.06 Whirlpool
19 Giga Drain	38 Fire Blast	H.07 Waterfall

## #151 Mew

#### Tutor Moves:

FT TB IB

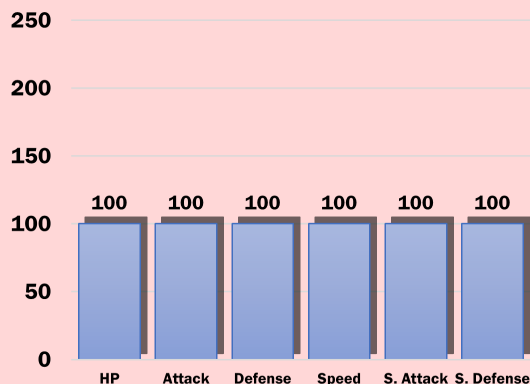
Psychic

Egg Moves:  
N/A

#### Learnset:

1 - Pound  
10 - Transform  
20 - Mega Punch  
30 - Metronome  
40 - Psychic  
50 - Ancientpower

### Base Stats




#### How to obtain:


No wild encounters

Fishgroup:  
N/A  
Headbutt:  
N/A

Either given by Prof. Oak, given as a prize for defeating the fake Gym in Ryukyu, or given by the scientist in the Game House



Level 16



#### Egg groups:

Monster, Plant

#### Wild held item:

N/A

#### Learnable TMs and HMs:

01 Dynamicpunch	20 Endure	39 Swift
02 Headbutt	21 Frustration	40 Defense Curl
03 Curse	22 SolarBeam	41 ThunderPunch
04 Rollout	23 Iron Tail	42 Dream Eater
05 Roar	24 DragonBreath	43 Detect
06 Toxic	25 Thunder	44 Rest
07 Zap Cannon	26 Earthquake	45 Attract
08 Flash	27 Return	46 Thief
09 Psych Up	28 Dig	47 Steel Wing
10 Hidden Power	29 Psychic	48 Fire Punch
11 Sunny Day	30 Shadow Ball	49 Fury Cutter
12 Sweet Scent	31 Mud-Slap	50 Nightmare
13 Snore	32 Double Team	H.01 Cut
14 Blizzard	33 Ice Punch	H.02 Fly
15 Hyper Beam	34 Swagger	H.03 Surf
16 Icy Wind	35 Sleep Talk	H.04 Strength
17 Protect	36 Sludge Bomb	H.05 RockSmash
18 Rain Dance	37 Sandstorm	H.06 Whirlpool
19 Giga Drain	38 Fire Blast	H.07 Waterfall

## #152 Chikorita

#### Tutor Moves:

N/A

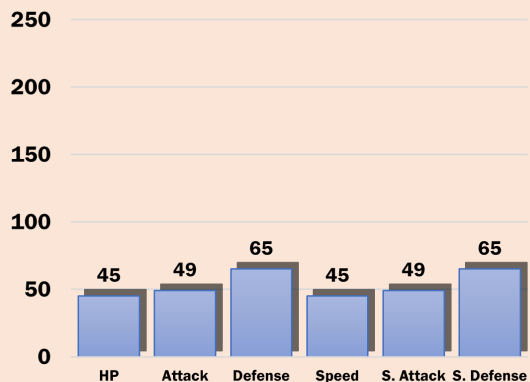
Grass

Egg Moves:  
Vine Whip  
Leech Seed  
Counter  
Ancientpower  
Flail  
Swords Dance

#### Learnset:

1 - Tackle  
1 - Growth  
8 - Razor Leaf  
12 - Leech Seed  
15 - Stun Spore  
22 - Sleep Powder  
29 - Slam  
36 - Synthesis  
43 - Safeguard  
50 - Solarbeam

### Base Stats




### How to obtain:

No wild encounters

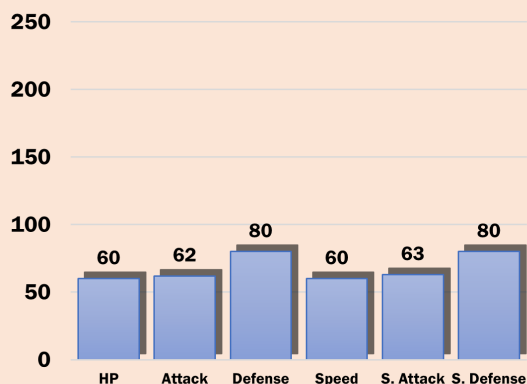
Fishgroup:  
N/A  
Headbutt:  
N/A

Evolve from Chikorita



## #153 Blossomole

### Base Stats



Tutor Moves:  
N/A

Grass

Egg Moves:  
N/A

### Learnset:

- 1 - Tackle
- 1 - Growth
- 1 - Razor Leaf
- 1 - Leech Seed
- 8 - Razor Leaf
- 12 - Leech Seed
- 15 - Stun Spore
- 23 - Sleep Powder
- 31 - Slam
- 39 - Synthesis
- 47 - Safeguard
- 55 - Solarbeam

### Egg groups:

Monster, Plant

### Wild held item:

N/A

### Learnable TMs and HMs:


01 Dynamicpunch	20 Endure	39 Swift
02 Headbutt	21 Frustration	40 Defense Curl
03 Curse	22 SolarBeam	41 ThunderPunch
04 Rollout	23 Iron Tail	42 Dream Eater
05 Roar	24 DragonBreath	43 Detect
06 Toxic	25 Thunder	44 Rest
07 Zap Cannon	26 Earthquake	45 Attract
08 Flash	27 Return	46 Thief
09 Psych Up	28 Dig	47 Steel Wing
10 Hidden Power	29 Psychic	48 Fire Punch
11 Sunny Day	30 Shadow Ball	49 Fury Cutter
12 Sweet Scent	31 Mud-Slap	50 Nightmare
13 Snore	32 Double Team	H.01 Cut
14 Blizzard	33 Ice Punch	H.02 Fly
15 Hyper Beam	34 Swagger	H.03 Surf
16 Icy Wind	35 Sleep Talk	H.04 Strength
17 Protect	36 Sludge Bomb	H.05 RockSmash
18 Rain Dance	37 Sandstorm	H.06 Whirlpool
19 Giga Drain	38 Fire Blast	H.07 Waterfall

### How to obtain:

No wild encounters

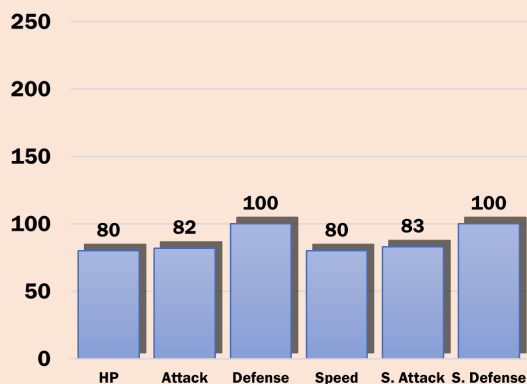
Fishgroup:  
N/A  
Headbutt:  
N/A

Evolve from Blossomole



## #154 Blossomite

### Base Stats



Tutor Moves:  
N/A

Grass

Egg Moves:  
N/A

### Learnset:

- 1 - Tackle
- 1 - Growth
- 1 - Razor Leaf
- 1 - Leech Seed
- 8 - Razor Leaf
- 12 - Leech Seed
- 15 - Stun Spore
- 23 - Sleep Powder
- 31 - Slam
- 41 - Synthesis
- 51 - Safeguard
- 61 - Solarbeam

### Egg groups:

Monster, Plant

### Wild held item:

N/A

### Learnable TMs and HMs:

01 Dynamicpunch	20 Endure	39 Swift
02 Headbutt	21 Frustration	40 Defense Curl
03 Curse	22 SolarBeam	41 ThunderPunch
04 Rollout	23 Iron Tail	42 Dream Eater
05 Roar	24 DragonBreath	43 Detect
06 Toxic	25 Thunder	44 Rest
07 Zap Cannon	26 Earthquake	45 Attract
08 Flash	27 Return	46 Thief
09 Psych Up	28 Dig	47 Steel Wing
10 Hidden Power	29 Psychic	48 Fire Punch
11 Sunny Day	30 Shadow Ball	49 Fury Cutter
12 Sweet Scent	31 Mud-Slap	50 Nightmare
13 Snore	32 Double Team	H.01 Cut
14 Blizzard	33 Ice Punch	H.02 Fly
15 Hyper Beam	34 Swagger	H.03 Surf
16 Icy Wind	35 Sleep Talk	H.04 Strength
17 Protect	36 Sludge Bomb	H.05 RockSmash
18 Rain Dance	37 Sandstorm	H.06 Whirlpool
19 Giga Drain	38 Fire Blast	H.07 Waterfall

### How to obtain:


No wild encounters

Fishgroup:  
N/A  
Headbutt:  
N/A

Either given by Prof. Oak, given as a prize for defeating the fake Gym in Ryukyu, or given by the scientist in the Game House



Level 14



#156 Flambear

### Egg groups:

Ground

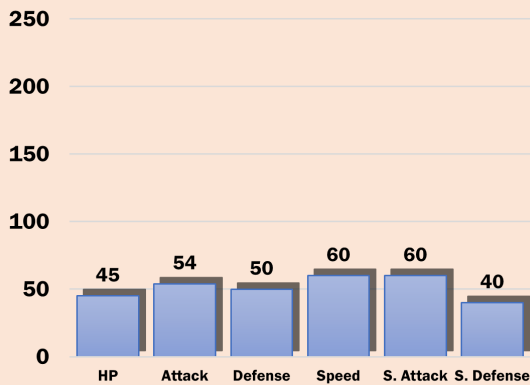
### Wild held item:

N/A

### Learnable TMs and HMs:

## #155 Cubburn

### Base Stats



### Tutor Moves:

FT

### Fire

### Egg Moves:

Fury Swipes  
Quick Attack  
Reversal  
Thrash  
Foresight  
Faint Attack  
Submission

### Learnset:

1 - Scratch  
1 - Leer  
6 - Roar  
12 - Ember  
19 - Bite  
22 - Fury Swipes  
27 - Flame Wheel  
31 - Scary Face  
36 - Crunch  
39 - Rest  
46 - Flamethrower

01 Dynamicpunch	20 Endure	39 Swift
02 Headbutt	21 Frustration	40 Defense Curl
03 Curse	22 SolarBeam	41 ThunderPunch
04 Rollout	23 Iron Tail	42 Dream Eater
05 Roar	24 DragonBreath	43 Detect
06 Toxic	25 Thunder	44 Rest
07 Zap Cannon	26 Earthquake	45 Attract
08 Flash	27 Return	46 Thief
09 Psych Up	28 Dig	47 Steel Wing
10 Hidden Power	29 Psychic	48 Fire Punch
11 Sunny Day	30 Shadow Ball	49 Fury Cutter
12 Sweet Scent	31 Mud-Slap	50 Nightmare
13 Snore	32 Double Team	H.01 Cut
14 Blizzard	33 Ice Punch	H.02 Fly
15 Hyper Beam	34 Swagger	H.03 Surf
16 Icy Wind	35 Sleep Talk	H.04 Strength
17 Protect	36 Sludge Bomb	H.05 RockSmash
18 Rain Dance	37 Sandstorm	H.06 Whirlpool
19 Giga Drain	38 Fire Blast	H.07 Waterfall

### How to obtain:

No wild encounters

Fishgroup:  
N/A  
Headbutt:  
N/A


Evolve from Cubburn



#155 Cubburn



Level 36



#157 Bruinus

### Egg groups:

Ground

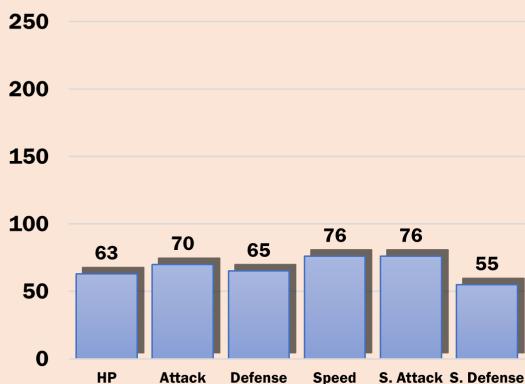
### Wild held item:

N/A

### Learnable TMs and HMs:

## #156 Flambear

### Base Stats



### Tutor Moves:

FT

### Fire

### Egg Moves:

N/A

### Learnset:

1 - Scratch  
1 - Leer  
6 - Roar  
12 - Ember  
21 - Bite  
26 - Fury Swipes  
30 - Flame Wheel  
34 - Scary Face  
38 - Crunch  
42 - Rest  
49 - Flamethrower


01 Dynamicpunch	20 Endure	39 Swift
02 Headbutt	21 Frustration	40 Defense Curl
03 Curse	22 SolarBeam	41 ThunderPunch
04 Rollout	23 Iron Tail	42 Dream Eater
05 Roar	24 DragonBreath	43 Detect
06 Toxic	25 Thunder	44 Rest
07 Zap Cannon	26 Earthquake	45 Attract
08 Flash	27 Return	46 Thief
09 Psych Up	28 Dig	47 Steel Wing
10 Hidden Power	29 Psychic	48 Fire Punch
11 Sunny Day	30 Shadow Ball	49 Fury Cutter
12 Sweet Scent	31 Mud-Slap	50 Nightmare
13 Snore	32 Double Team	H.01 Cut
14 Blizzard	33 Ice Punch	H.02 Fly
15 Hyper Beam	34 Swagger	H.03 Surf
16 Icy Wind	35 Sleep Talk	H.04 Strength
17 Protect	36 Sludge Bomb	H.05 RockSmash
18 Rain Dance	37 Sandstorm	H.06 Whirlpool
19 Giga Drain	38 Fire Blast	H.07 Waterfall

#### How to obtain:

No wild encounters

Fishgroup:  
N/A  
Headbutt:  
N/A

Evolve from Flambear



## #157 Bruinus

#### Egg groups:

Ground

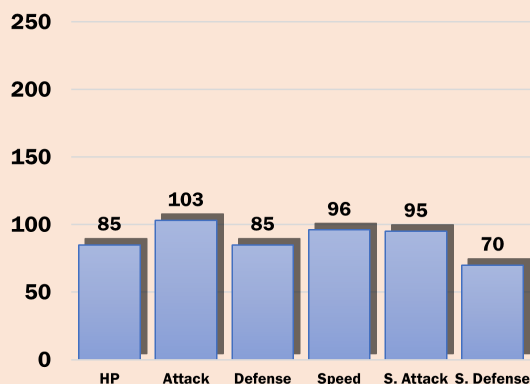
#### Wild held item:

N/A

#### Learnable TMs and HMs:

01 Dynamicpunch	20 Endure	39 Swift
02 Headbutt	21 Frustration	40 Defense Curl
03 Curse	22 SolarBeam	41 ThunderPunch
04 Rollout	23 Iron Tail	42 Dream Eater
05 Roar	24 DragonBreath	43 Detect
06 Toxic	25 Thunder	44 Rest
07 Zap Cannon	26 Earthquake	45 Attract
08 Flash	27 Return	46 Thief
09 Psych Up	28 Dig	47 Steel Wing
10 Hidden Power	29 Psychic	48 Fire Punch
11 Sunny Day	30 Shadow Ball	49 Fury Cutter
12 Sweet Scent	31 Mud-Slap	50 Nightmare
13 Snore	32 Double Team	H.01 Cut
14 Blizzard	33 Ice Punch	H.02 Fly
15 Hyper Beam	34 Swagger	H.03 Surf
16 Icy Wind	35 Sleep Talk	H.04 Strength
17 Protect	36 Sludge Bomb	H.05 RockSmash
18 Rain Dance	37 Sandstorm	H.06 Whirlpool
19 Giga Drain	38 Fire Blast	H.07 Waterfall

### Base Stats



#### Tutor Moves:

FT

Fire

Egg Moves:  
N/A

#### Learnset:


1 - Scratch  
1 - Leer  
6 - Roar  
12 - Ember  
21 - Bite  
26 - Fury Swipes  
30 - Flame Wheel  
34 - Scary Face  
41 - Crunch  
44 - Rest  
52 - Flamethrower

#### How to obtain:

No wild encounters

Fishgroup:  
N/A  
Headbutt:  
N/A

Either given by Prof. Oak, given as a prize for defeating the fake Gym in Ryukyu, or given by the scientist in the Game House



Level 18

## #158 Palssio

#### Egg groups:

Monster, Water 1

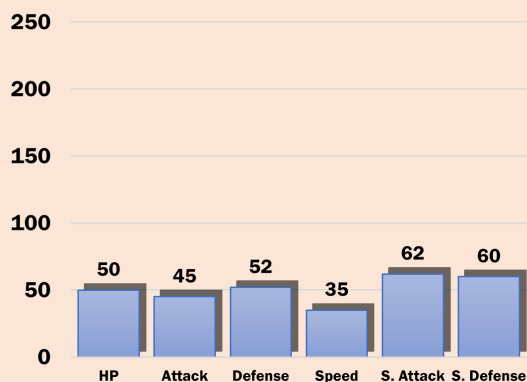
#### Wild held item:

N/A

#### Learnable TMs and HMs:

01 Dynamicpunch	20 Endure	39 Swift
02 Headbutt	21 Frustration	40 Defense Curl
03 Curse	22 SolarBeam	41 ThunderPunch
04 Rollout	23 Iron Tail	42 Dream Eater
05 Roar	24 DragonBreath	43 Detect
06 Toxic	25 Thunder	44 Rest
07 Zap Cannon	26 Earthquake	45 Attract
08 Flash	27 Return	46 Thief
09 Psych Up	28 Dig	47 Steel Wing
10 Hidden Power	29 Psychic	48 Fire Punch
11 Sunny Day	30 Shadow Ball	49 Fury Cutter
12 Sweet Scent	31 Mud-Slap	50 Nightmare
13 Snore	32 Double Team	H.01 Cut
14 Blizzard	33 Ice Punch	H.02 Fly
15 Hyper Beam	34 Swagger	H.03 Surf
16 Icy Wind	35 Sleep Talk	H.04 Strength
17 Protect	36 Sludge Bomb	H.05 RockSmash
18 Rain Dance	37 Sandstorm	H.06 Whirlpool
19 Giga Drain	38 Fire Blast	H.07 Waterfall

### Base Stats



#### Tutor Moves:

IB

Water

Egg Moves:  
Icy Wind  
Blizzard  
Hydro Pump  
Ancientpower  
Razor Wind  
Rock Slide

#### Learnset:

1 - Tackle  
1 - Growl  
7 - Bite  
13 - Water Gun  
17 - Powder Snow  
20 - Mist  
27 - Safeguard  
35 - Bubblebeam  
43 - Aurora Beam  
46 - Body Slam  
52 - Hydro Pump




### How to obtain:


No wild encounters

Fishgroup:  
N/A  
Headbutt:  
N/A

Evolve from Palssio



Level 32



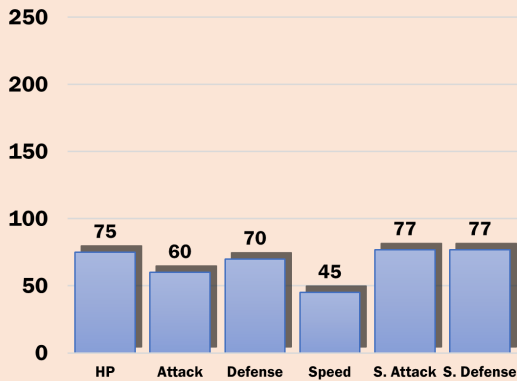
Egg groups:  
Monster, Water 1

Wild held item:  
N/A

### Learnable TMs and HMs:

## #159 Pressio

### Base Stats



### Tutor Moves:

IB

### Water

Egg Moves:  
N/A

### Learnset:

1 - Tackle  
1 - Growl  
7 - Bite  
13 - Water Gun  
17 - Powder Snow  
22 - Mist  
29 - Safeguard  
37 - Bubblebeam  
46 - Aurora Beam  
49 - Body Slam  
55 - Hydro Pump


01 Dynamicpunch	20 Endure	39 Swift
02 Headbutt	21 Frustration	40 Defense Curl
03 Curse	22 SolarBeam	41 ThunderPunch
04 Rollout	23 Iron Tail	42 Dream Eater
05 Roar	24 DragonBreath	43 Detect
06 Toxic	25 Thunder	44 Rest
07 Zap Cannon	26 Earthquake	45 Attract
08 Flash	27 Return	46 Thief
09 Psych Up	28 Dig	47 Steel Wing
10 Hidden Power	29 Psychic	48 Fire Punch
11 Sunny Day	30 Shadow Ball	49 Fury Cutter
12 Sweet Scent	31 Mud-Slap	50 Nightmare
13 Snore	32 Double Team	H.01 Cut
14 Blizzard	33 Ice Punch	H.02 Fly
15 Hyper Beam	34 Swagger	H.03 Surf
16 Icy Wind	35 Sleep Talk	H.04 Strength
17 Protect	36 Sludge Bomb	H.05 RockSmash
18 Rain Dance	37 Sandstorm	H.06 Whirlpool
19 Giga Drain	38 Fire Blast	H.07 Waterfall

### How to obtain:

No wild encounters

Fishgroup:  
N/A  
Headbutt:  
N/A

Evolve from Pressio



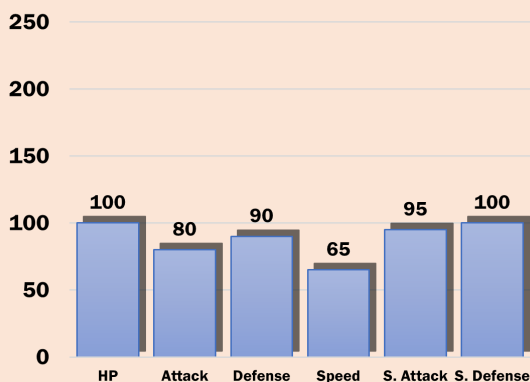
Egg groups:  
Monster, Water 1

Wild held item:  
N/A

### Learnable TMs and HMs:

## #160 Donmarin

### Base Stats



### Tutor Moves:

IB

### Water

Egg Moves:  
N/A

### Learnset:

1 - Tackle  
1 - Growl  
7 - Bite  
13 - Water Gun  
17 - Powder Snow  
22 - Mist  
29 - Safeguard  
39 - Bubblebeam  
48 - Aurora Beam  
51 - Body Slam  
58 - Hydro Pump


01 Dynamicpunch	20 Endure	39 Swift
02 Headbutt	21 Frustration	40 Defense Curl
03 Curse	22 SolarBeam	41 ThunderPunch
04 Rollout	23 Iron Tail	42 Dream Eater
05 Roar	24 DragonBreath	43 Detect
06 Toxic	25 Thunder	44 Rest
07 Zap Cannon	26 Earthquake	45 Attract
08 Flash	27 Return	46 Thief
09 Psych Up	28 Dig	47 Steel Wing
10 Hidden Power	29 Psychic	48 Fire Punch
11 Sunny Day	30 Shadow Ball	49 Fury Cutter
12 Sweet Scent	31 Mud-Slap	50 Nightmare
13 Snore	32 Double Team	H.01 Cut
14 Blizzard	33 Ice Punch	H.02 Fly
15 Hyper Beam	34 Swagger	H.03 Surf
16 Icy Wind	35 Sleep Talk	H.04 Strength
17 Protect	36 Sludge Bomb	H.05 RockSmash
18 Rain Dance	37 Sandstorm	H.06 Whirlpool
19 Giga Drain	38 Fire Blast	H.07 Waterfall

#### How to obtain:


No wild encounters

Fishgroup:  
N/A  
Headbutt:  
N/A

Can be bred from Tangela or Jungela. Chance of hatching from either Egg given by Prof. Oak's Aide or Day-Care Man



Happiness



#114 Tangela

#### Egg groups:

N/A

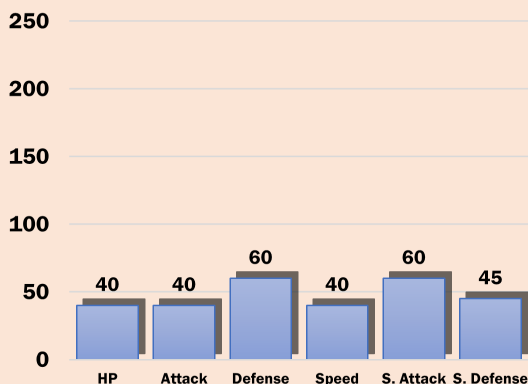
#### Wild held item:

N/A

#### Learnable TMs and HMs:

## #161 Burgela

### Base Stats



Tutor Moves:  
N/A

Grass

Egg Moves:  
Flail  
Confusion  
Mega Drain  
Reflect  
Amnesia

#### Learnset:

1 - Constrict  
4 - Sleep Powder  
7 - Absorb  
9 - Poisonpowder  
12 - Vine Whip  
17 - Bind  
24 - Mega Drain  
27 - Stun Spore  
30 - Night Shade  
33 - Slam  
35 - Growth

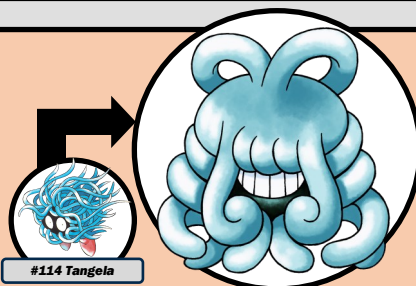
01 Dynamicpunch	20 Endure	39 Swift
02 Headbutt	21 Frustration	40 Defense Curl
03 Curse	22 SolarBeam	41 ThunderPunch
04 Rollout	23 Iron Tail	42 Dream Eater
05 Roar	24 DragonBreath	43 Detect
06 Toxic	25 Thunder	44 Rest
07 Zap Cannon	26 Earthquake	45 Attract
08 Flash	27 Return	46 Thief
09 Psych Up	28 Dig	47 Steel Wing
10 Hidden Power	29 Psychic	48 Fire Punch
11 Sunny Day	30 Shadow Ball	49 Fury Cutter
12 Sweet Scent	31 Mud-Slap	50 Nightmare
13 Snore	32 Double Team	H.01 Cut
14 Blizzard	33 Ice Punch	H.02 Fly
15 Hyper Beam	34 Swagger	H.03 Surf
16 Icy Wind	35 Sleep Talk	H.04 Strength
17 Protect	36 Sludge Bomb	H.05 RockSmash
18 Rain Dance	37 Sandstorm	H.06 Whirlpool
19 Giga Drain	38 Fire Blast	H.07 Waterfall

#### How to obtain:

Motobu Path

Fishgroup:  
N/A  
Headbutt:  
N/A

Evolve from Tangela



#114 Tangela

#### Egg groups:

Plant

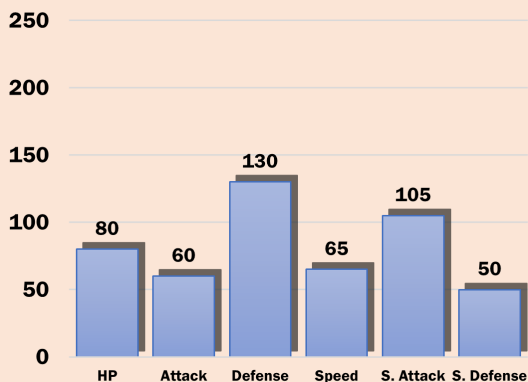
#### Wild held item:

N/A

#### Learnable TMs and HMs:

## #162 Jungela

### Base Stats



Tutor Moves:  
N/A

Grass

Egg Moves:  
N/A

#### Learnset:

1 - Constrict  
4 - Sleep Powder  
8 - Absorb  
10 - Poisonpowder  
13 - Vine Whip  
19 - Bind  
27 - Mega Drain  
30 - Stun Spore  
38 - Night Shade  
47 - Slam  
54 - Growth

01 Dynamicpunch	20 Endure	39 Swift
02 Headbutt	21 Frustration	40 Defense Curl
03 Curse	22 SolarBeam	41 ThunderPunch
04 Rollout	23 Iron Tail	42 Dream Eater
05 Roar	24 DragonBreath	43 Detect
06 Toxic	25 Thunder	44 Rest
07 Zap Cannon	26 Earthquake	45 Attract
08 Flash	27 Return	46 Thief
09 Psych Up	28 Dig	47 Steel Wing
10 Hidden Power	29 Psychic	48 Fire Punch
11 Sunny Day	30 Shadow Ball	49 Fury Cutter
12 Sweet Scent	31 Mud-Slap	50 Nightmare
13 Snore	32 Double Team	H.01 Cut
14 Blizzard	33 Ice Punch	H.02 Fly
15 Hyper Beam	34 Swagger	H.03 Surf
16 Icy Wind	35 Sleep Talk	H.04 Strength
17 Protect	36 Sludge Bomb	H.05 RockSmash
18 Rain Dance	37 Sandstorm	H.06 Whirlpool
19 Giga Drain	38 Fire Blast	H.07 Waterfall

#### How to obtain:

Route 101, Silent Hills, Route 102,  
Route 103, Route 116, Route 106,  
Jade Forest

Fishgroup:  
N/A

Headbutt:  
Overworld 1, Overworld 2, Overworld 3, Forest

Can be bred from Hoothoot or Noctowl



Level 20



#164 Noctowl

#### Egg groups:

Flying

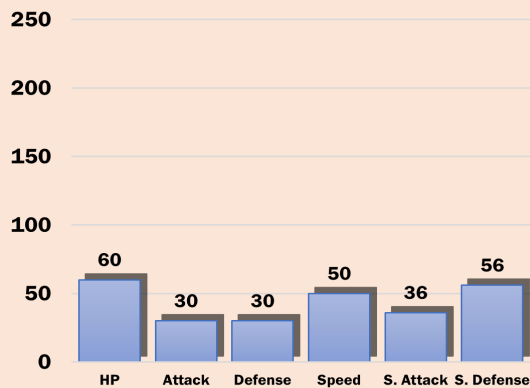
#### Wild held item:

Stimulus Orb

#### Learnable TMs and HMs:

## #163 Hoothoot

### Base Stats



Tutor Moves:  
N/A

Flying

Egg Moves:  
Mirror Move  
Supersonic  
Faint Attack  
Wing Attack  
Whirlwind  
Sky Attack

#### Learnset:

1 - Tackle  
1 - Growl  
1 - Foresight  
6 - Peck  
10 - Hypnosis  
15 - Reflect  
19 - Megaphone  
24 - Confusion  
28 - Take Down  
33 - Wing Attack  
37 - Dream Eater  
43 - Sky Attack

01 Dynamicpunch	20 Endure	39 Swift
02 Headbutt	21 Frustration	40 Defense Curl
03 Curse	22 SolarBeam	41 ThunderPunch
04 Rollout	23 Iron Tail	42 Dream Eater
05 Roar	24 DragonBreath	43 Detect
06 Toxic	25 Thunder	44 Rest
07 Zap Cannon	26 Earthquake	45 Attract
08 Flash	27 Return	46 Thief
09 Psych Up	28 Dig	47 Steel Wing
10 Hidden Power	29 Psychic	48 Fire Punch
11 Sunny Day	30 Shadow Ball	49 Fury Cutter
12 Sweet Scent	31 Mud-Slap	50 Nightmare
13 Snore	32 Double Team	H.01 Cut
14 Blizzard	33 Ice Punch	H.02 Fly
15 Hyper Beam	34 Swagger	H.03 Surf
16 Icy Wind	35 Sleep Talk	H.04 Strength
17 Protect	36 Sludge Bomb	H.05 RockSmash
18 Rain Dance	37 Sandstorm	H.06 Whirlpool
19 Giga Drain	38 Fire Blast	H.07 Waterfall


#### How to obtain:

Route 115, Meridian Path, Urasoe Trail,  
Kume Point, Nanjo Forest, Tatsugo  
Path, Weathered Trail

Fishgroup:  
N/A

Headbutt:  
Forest

Evolve from Hoothoot



#163 Hoothoot

## #164 Noctowl

#### Egg groups:

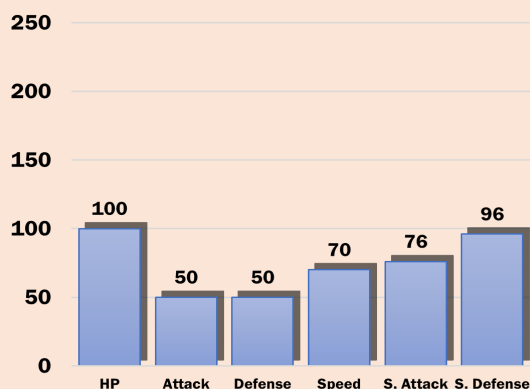
Flying

#### Wild held item:

N/A

#### Learnable TMs and HMs:

### Base Stats



Tutor Moves:  
N/A

Flying

Egg Moves:  
N/A

#### Learnset:

1 - Tackle  
1 - Growl  
1 - Foresight  
6 - Peck  
10 - Hypnosis  
15 - Reflect  
19 - Megaphone  
26 - Confusion  
32 - Take Down  
38 - Wing Attack  
44 - Dream Eater  
50 - Sky Attack


01 Dynamicpunch	20 Endure	39 Swift
02 Headbutt	21 Frustration	40 Defense Curl
03 Curse	22 SolarBeam	41 ThunderPunch
04 Rollout	23 Iron Tail	42 Dream Eater
05 Roar	24 DragonBreath	43 Detect
06 Toxic	25 Thunder	44 Rest
07 Zap Cannon	26 Earthquake	45 Attract
08 Flash	27 Return	46 Thief
09 Psych Up	28 Dig	47 Steel Wing
10 Hidden Power	29 Psychic	48 Fire Punch
11 Sunny Day	30 Shadow Ball	49 Fury Cutter
12 Sweet Scent	31 Mud-Slap	50 Nightmare
13 Snore	32 Double Team	H.01 Cut
14 Blizzard	33 Ice Punch	H.02 Fly
15 Hyper Beam	34 Swagger	H.03 Surf
16 Icy Wind	35 Sleep Talk	H.04 Strength
17 Protect	36 Sludge Bomb	H.05 RockSmash
18 Rain Dance	37 Sandstorm	H.06 Whirlpool
19 Giga Drain	38 Fire Blast	H.07 Waterfall

### How to obtain:

Route 102, Route 120, Route 116,  
Sanskrit Ruins Outside

Fishgroup:  
N/A  
Headbutt:  
Overworld 1

Can be bred from Ledyba or Ledian



Level 18



#166 Ledian

### Egg groups:

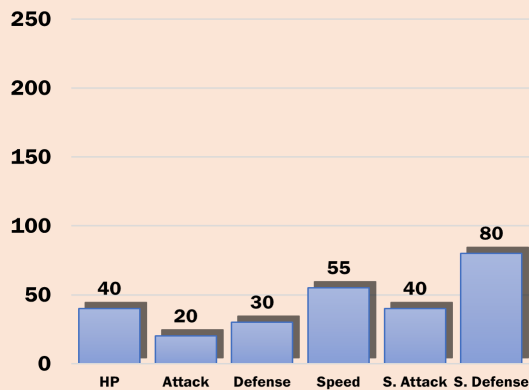
Bug

### Wild held item:

N/A

## #165 Ledyba

### Base Stats



Tutor Moves:  
N/A

Bug

Flying

Egg Moves:  
Psybeam  
Bide  
Light Screen

### Learnset:

1 - Scratch  
8 - Quick Attack  
16 - Swift  
22 - Reflect  
30 - Agility  
38 - Fury Swipes  
46 - Double Team  
51 - Tri Attack  
54 - Double Edge

### Learnable TMs and HMs:


01 Dynamicpunch	20 Endure	39 Swift
02 Headbutt	21 Frustration	40 Defense Curl
03 Curse	22 SolarBeam	41 ThunderPunch
04 Rollout	23 Iron Tail	42 Dream Eater
05 Roar	24 DragonBreath	43 Detect
06 Toxic	25 Thunder	44 Rest
07 Zap Cannon	26 Earthquake	45 Attract
08 Flash	27 Return	46 Thief
09 Psych Up	28 Dig	47 Steel Wing
10 Hidden Power	29 Psychic	48 Fire Punch
11 Sunny Day	30 Shadow Ball	49 Fury Cutter
12 Sweet Scent	31 Mud-Slap	50 Nightmare
13 Snore	32 Double Team	H.01 Cut
14 Blizzard	33 Ice Punch	H.02 Fly
15 Hyper Beam	34 Swagger	H.03 Surf
16 Icy Wind	35 Sleep Talk	H.04 Strength
17 Protect	36 Sludge Bomb	H.05 RockSmash
18 Rain Dance	37 Sandstorm	H.06 Whirlpool
19 Giga Drain	38 Fire Blast	H.07 Waterfall

### How to obtain:

Route 108, Route 109, National Park,  
Route 113, Urasoe Park, Rainbow  
Island

Fishgroup:  
N/A  
Headbutt:  
N/A

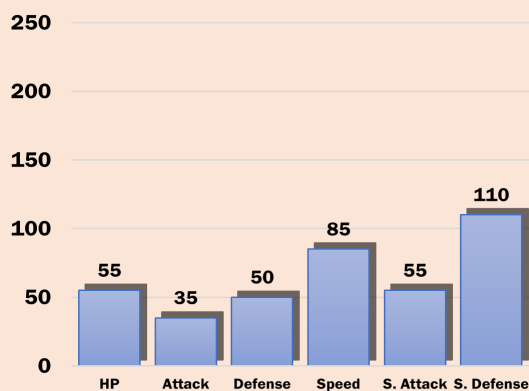
Evolve from Ledyba



#165 Ledyba

## #166 Ledian

### Base Stats



Tutor Moves:  
N/A

Bug

Flying

Egg Moves:  
N/A

### Learnset:

1 - Scratch  
8 - Quick Attack  
16 - Swift  
24 - Reflect  
32 - Agility  
40 - Fury Swipes  
48 - Double Team  
52 - Tri Attack  
56 - Double Edge

### Egg groups:

Bug

### Wild held item:

N/A

### Learnable TMs and HMs:

01 Dynamicpunch	20 Endure	39 Swift
02 Headbutt	21 Frustration	40 Defense Curl
03 Curse	22 SolarBeam	41 ThunderPunch
04 Rollout	23 Iron Tail	42 Dream Eater
05 Roar	24 DragonBreath	43 Detect
06 Toxic	25 Thunder	44 Rest
07 Zap Cannon	26 Earthquake	45 Attract
08 Flash	27 Return	46 Thief
09 Psych Up	28 Dig	47 Steel Wing
10 Hidden Power	29 Psychic	48 Fire Punch
11 Sunny Day	30 Shadow Ball	49 Fury Cutter
12 Sweet Scent	31 Mud-Slap	50 Nightmare
13 Snore	32 Double Team	H.01 Cut
14 Blizzard	33 Ice Punch	H.02 Fly
15 Hyper Beam	34 Swagger	H.03 Surf
16 Icy Wind	35 Sleep Talk	H.04 Strength
17 Protect	36 Sludge Bomb	H.05 RockSmash
18 Rain Dance	37 Sandstorm	H.06 Whirlpool
19 Giga Drain	38 Fire Blast	H.07 Waterfall




#### How to obtain:

Route 102, Route 120, Route 116,  
Sanskrit Ruins Outside

Fishgroup:  
N/A  
Headbutt:  
Overworld 1

Can be bred from Spinarak or Ariados



Level 22



#### Egg groups:

Bug

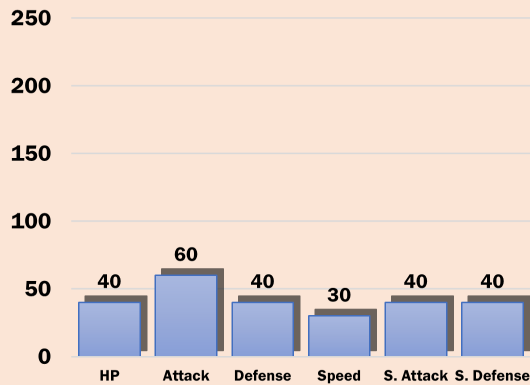
#### Wild held item:

N/A

#### Learnable TMs and HMs:

## #167 Spinarak

### Base Stats



Tutor Moves:  
N/A

Bug

Poison

#### Egg Moves:

Psybeam  
Disable  
Sonicboom  
Baton Pass  
Pursuit

#### Learnset:

1 - Leech Life  
1 - String Shot  
6 - Poison Sting  
11 - Constrict  
17 - Night Shade  
23 - Confusion  
30 - Bite  
37 - Spider Web  
45 - Agility  
53 - Psychic


01 Dynamicpunch	20 Endure	39 Swift
02 Headbutt	21 Frustration	40 Defense Curl
03 Curse	22 SolarBeam	41 ThunderPunch
04 Rollout	23 Iron Tail	42 Dream Eater
05 Roar	24 DragonBreath	43 Detect
06 Toxic	25 Thunder	44 Rest
07 Zap Cannon	26 Earthquake	45 Attract
08 Flash	27 Return	46 Thief
09 Psych Up	28 Dig	47 Steel Wing
10 Hidden Power	29 Psychic	48 Fire Punch
11 Sunny Day	30 Shadow Ball	49 Fury Cutter
12 Sweet Scent	31 Mud-Slap	50 Nightmare
13 Snore	32 Double Team	H.01 Cut
14 Blizzard	33 Ice Punch	H.02 Fly
15 Hyper Beam	34 Swagger	H.03 Surf
16 Icy Wind	35 Sleep Talk	H.04 Strength
17 Protect	36 Sludge Bomb	H.05 RockSmash
18 Rain Dance	37 Sandstorm	H.06 Whirlpool
19 Giga Drain	38 Fire Blast	H.07 Waterfall

#### How to obtain:

National Park, Urasoe Park

Fishgroup:  
N/A  
Headbutt:  
N/A

Evolve from Spinarak



#### Egg groups:

Bug

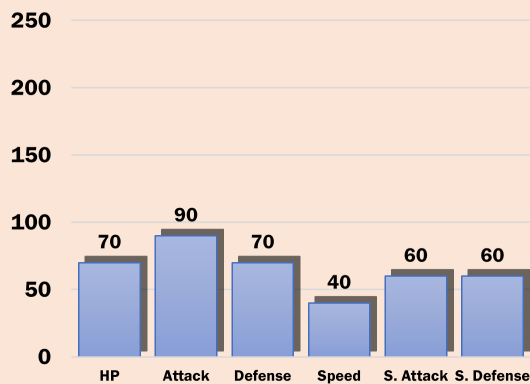
#### Wild held item:

N/A

#### Learnable TMs and HMs:

## #168 Ariados

### Base Stats



Tutor Moves:  
N/A

Bug

Poison

#### Egg Moves:

N/A

#### Learnset:

1 - Leech Life  
1 - String Shot  
1 - Poison Sting  
13 - Constrict  
20 - Night Shade  
25 - Confusion  
33 - Bite  
40 - Spider Web  
47 - Agility  
58 - Psychic


01 Dynamicpunch	20 Endure	39 Swift
02 Headbutt	21 Frustration	40 Defense Curl
03 Curse	22 SolarBeam	41 ThunderPunch
04 Rollout	23 Iron Tail	42 Dream Eater
05 Roar	24 DragonBreath	43 Detect
06 Toxic	25 Thunder	44 Rest
07 Zap Cannon	26 Earthquake	45 Attract
08 Flash	27 Return	46 Thief
09 Psych Up	28 Dig	47 Steel Wing
10 Hidden Power	29 Psychic	48 Fire Punch
11 Sunny Day	30 Shadow Ball	49 Fury Cutter
12 Sweet Scent	31 Mud-Slap	50 Nightmare
13 Snore	32 Double Team	H.01 Cut
14 Blizzard	33 Ice Punch	H.02 Fly
15 Hyper Beam	34 Swagger	H.03 Surf
16 Icy Wind	35 Sleep Talk	H.04 Strength
17 Protect	36 Sludge Bomb	H.05 RockSmash
18 Rain Dance	37 Sandstorm	H.06 Whirlpool
19 Giga Drain	38 Fire Blast	H.07 Waterfall

### How to obtain:

No wild encounters

Fishgroup:  
N/A  
Headbutt:  
N/A

Evolve from Golbat



#042 Golbat

## #169 Crobat

### Egg groups:

Flying

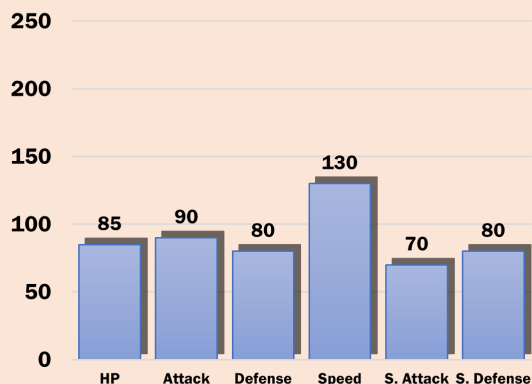
### Wild held item:

N/A

### Learnable TMs and HMs:

01 Dynamicpunch	20 Endure	39 Swift
02 Headbutt	21 Frustration	40 Defense Curl
03 Curse	22 SolarBeam	41 ThunderPunch
04 Rollout	23 Iron Tail	42 Dream Eater
05 Roar	24 DragonBreath	43 Detect
06 Toxic	25 Thunder	44 Rest
07 Zap Cannon	26 Earthquake	45 Attract
08 Flash	27 Return	46 Thief
09 Psych Up	28 Dig	47 Steel Wing
10 Hidden Power	29 Psychic	48 Fire Punch
11 Sunny Day	30 Shadow Ball	49 Fury Cutter
12 Sweet Scent	31 Mud-Slap	50 Nightmare
13 Snore	32 Double Team	H.01 Cut
14 Blizzard	33 Ice Punch	H.02 Fly
15 Hyper Beam	34 Swagger	H.03 Surf
16 Icy Wind	35 Sleep Talk	H.04 Strength
17 Protect	36 Sludge Bomb	H.05 RockSmash
18 Rain Dance	37 Sandstorm	H.06 Whirlpool
19 Giga Drain	38 Fire Blast	H.07 Waterfall

### Base Stats



Tutor Moves:  
N/A

Poison

Flying

Egg Moves:  
N/A

### Learnset:

- 1 - Screech
- 1 - Leech Life
- 1 - Supersonic
- 6 - Supersonic
- 12 - Bite
- 19 - Confuse Ray
- 30 - Wing Attack
- 42 - Mean Look
- 55 - Haze

### How to obtain:

Route 120

Fishgroup:  
N/A  
Headbutt:  
N/A

Can be bred from Tyker or Straigar



Level 31

#171 Straigar

### Egg groups:

Ground

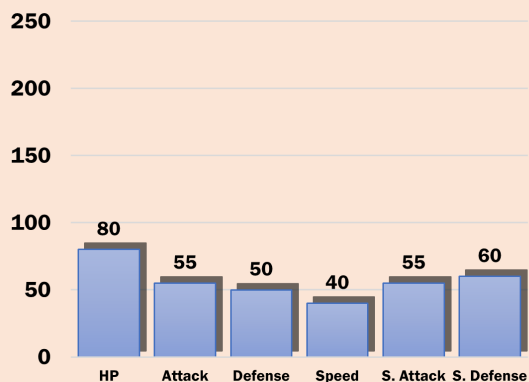
### Wild held item:

Thunder Tail

### Learnable TMs and HMs:

01 Dynamicpunch	20 Endure	39 Swift
02 Headbutt	21 Frustration	40 Defense Curl
03 Curse	22 SolarBeam	41 ThunderPunch
04 Rollout	23 Iron Tail	42 Dream Eater
05 Roar	24 DragonBreath	43 Detect
06 Toxic	25 Thunder	44 Rest
07 Zap Cannon	26 Earthquake	45 Attract
08 Flash	27 Return	46 Thief
09 Psych Up	28 Dig	47 Steel Wing
10 Hidden Power	29 Psychic	48 Fire Punch
11 Sunny Day	30 Shadow Ball	49 Fury Cutter
12 Sweet Scent	31 Mud-Slap	50 Nightmare
13 Snore	32 Double Team	H.01 Cut
14 Blizzard	33 Ice Punch	H.02 Fly
15 Hyper Beam	34 Swagger	H.03 Surf
16 Icy Wind	35 Sleep Talk	H.04 Strength
17 Protect	36 Sludge Bomb	H.05 RockSmash
18 Rain Dance	37 Sandstorm	H.06 Whirlpool
19 Giga Drain	38 Fire Blast	H.07 Waterfall

### Base Stats



Tutor Moves:

TB

Electric

Egg Moves:  
Thunderbolt  
Take Down  
Screech

### Learnset:


- 1 - Tackle
- 1 - Thunder Wave
- 5 - Tail Whip
- 12 - Thundershock
- 17 - Roar
- 25 - Spark
- 29 - Slam
- 37 - Scary Face
- 41 - Thunderbolt
- 45 - Agility

### How to obtain:

Motobu Path

Fishgroup:  
N/A  
Headbutt:  
N/A

Evolve from Tyker



## #171 Straigar

### Egg groups:

Ground

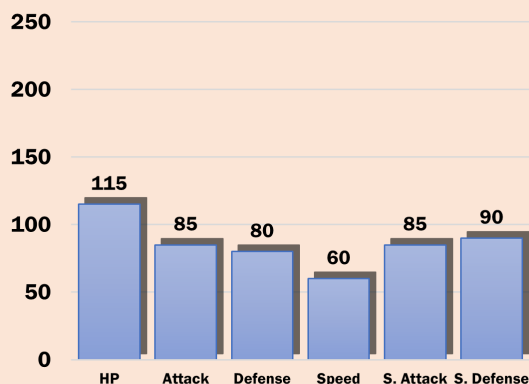
### Wild held item:

N/A

### Learnable TMs and HMs:

01 Dynamicpunch	20 Endure	39 Swift
02 Headbutt	21 Frustration	40 Defense Curl
03 Curse	22 SolarBeam	41 ThunderPunch
04 Rollout	23 Iron Tail	42 Dream Eater
05 Roar	24 DragonBreath	43 Detect
06 Toxic	25 Thunder	44 Rest
07 Zap Cannon	26 Earthquake	45 Attract
08 Flash	27 Return	46 Thief
09 Psych Up	28 Dig	47 Steel Wing
10 Hidden Power	29 Psychic	48 Fire Punch
11 Sunny Day	30 Shadow Ball	49 Fury Cutter
12 Sweet Scent	31 Mud-Slap	50 Nightmare
13 Snore	32 Double Team	H.01 Cut
14 Blizzard	33 Ice Punch	H.02 Fly
15 Hyper Beam	34 Swagger	H.03 Surf
16 Icy Wind	35 Sleep Talk	H.04 Strength
17 Protect	36 Sludge Bomb	H.05 RockSmash
18 Rain Dance	37 Sandstorm	H.06 Whirlpool
19 Giga Drain	38 Fire Blast	H.07 Waterfall

### Base Stats



### Tutor Moves:

TB

Electric

Egg Moves:  
N/A

### Learnset:

1 - Tackle  
1 - Thunder Wave  
5 - Tail Whip  
15 - Thundershock  
20 - Roar  
27 - Spark  
32 - Slam  
39 - Scary Face  
43 - Thunderbolt  
47 - Agility

### How to obtain:


No wild encounters

Fishgroup:  
N/A  
Headbutt:  
N/A

Can be bred from Pikachu or Raichu, Chance of hatching from either Egg given by Prof. Oak's Aide or Day-Care Man



Happiness



### Egg groups:

N/A

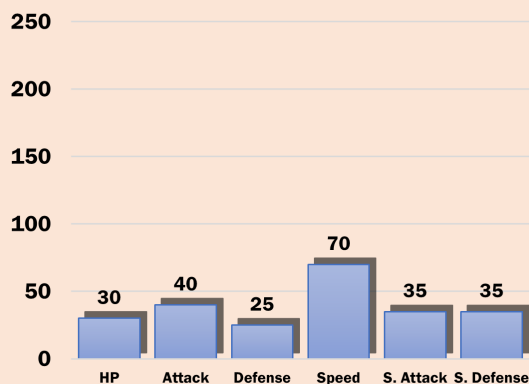
### Wild held item:

N/A

### Learnable TMs and HMs:

01 Dynamicpunch	20 Endure	39 Swift
02 Headbutt	21 Frustration	40 Defense Curl
03 Curse	22 SolarBeam	41 ThunderPunch
04 Rollout	23 Iron Tail	42 Dream Eater
05 Roar	24 DragonBreath	43 Detect
06 Toxic	25 Thunder	44 Rest
07 Zap Cannon	26 Earthquake	45 Attract
08 Flash	27 Return	46 Thief
09 Psych Up	28 Dig	47 Steel Wing
10 Hidden Power	29 Psychic	48 Fire Punch
11 Sunny Day	30 Shadow Ball	49 Fury Cutter
12 Sweet Scent	31 Mud-Slap	50 Nightmare
13 Snore	32 Double Team	H.01 Cut
14 Blizzard	33 Ice Punch	H.02 Fly
15 Hyper Beam	34 Swagger	H.03 Surf
16 Icy Wind	35 Sleep Talk	H.04 Strength
17 Protect	36 Sludge Bomb	H.05 RockSmash
18 Rain Dance	37 Sandstorm	H.06 Whirlpool
19 Giga Drain	38 Fire Blast	H.07 Waterfall

### Base Stats



### Tutor Moves:

TB

Electric

Egg Moves:  
Reversal  
Bide  
Present  
Encore  
Doubleslap

### Learnset:


1 - Thundershock  
1 - Charm  
6 - Tail Whip  
8 - Thunder Wave  
11 - Sweet Kiss

### How to obtain:


No wild encounters

Fishgroup:  
N/A  
Headbutt:  
N/A

Can be bred from Clefairy or Clefable. Chance of hatching from either Egg given by Prof. Oak's Aide or Day-Care Man



Happiness



### Egg groups:

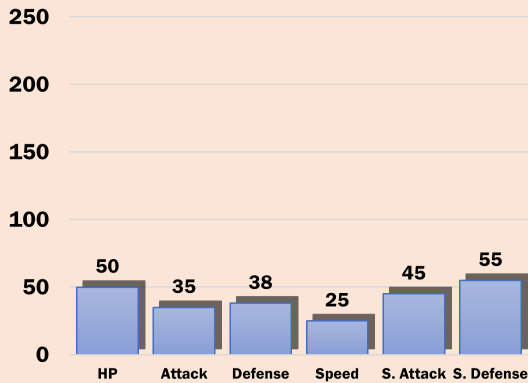
N/A

### Wild held item:

N/A

## #173 Cleffa

### Base Stats



### Tutor Moves:

FT

Normal

### Egg Moves:

Present  
Metronome  
Amnesia  
Belly Drum  
Splash  
Mimic

### Learnset:

1 - Pound  
1 - Charm  
4 - Encore  
8 - Sing  
13 - Sweet Kiss

### Learnable TMs and HMs:

01 Dynamicpunch	20 Endure	39 Swift
02 Headbutt	21 Frustration	40 Defense Curl
03 Curse	22 SolarBeam	41 ThunderPunch
04 Rollout	23 Iron Tail	42 Dream Eater
05 Roar	24 DragonBreath	43 Detect
06 Toxic	25 Thunder	44 Rest
07 Zap Cannon	26 Earthquake	45 Attract
08 Flash	27 Return	46 Thief
09 Psych Up	28 Dig	47 Steel Wing
10 Hidden Power	29 Psychic	48 Fire Punch
11 Sunny Day	30 Shadow Ball	49 Fury Cutter
12 Sweet Scent	31 Mud-Slap	50 Nightmare
13 Snore	32 Double Team	H.01 Cut
14 Blizzard	33 Ice Punch	H.02 Fly
15 Hyper Beam	34 Swagger	H.03 Surf
16 Icy Wind	35 Sleep Talk	H.04 Strength
17 Protect	36 Sludge Bomb	H.05 RockSmash
18 Rain Dance	37 Sandstorm	H.06 Whirlpool
19 Giga Drain	38 Fire Blast	H.07 Waterfall

### How to obtain:

No wild encounters

Fishgroup:  
N/A  
Headbutt:  
N/A

Can be bred from Jigglypuff or Wigglytuff. Chance of hatching from either Egg given by Prof. Oak's Aide or Day-Care Man



Happiness



### Egg groups:

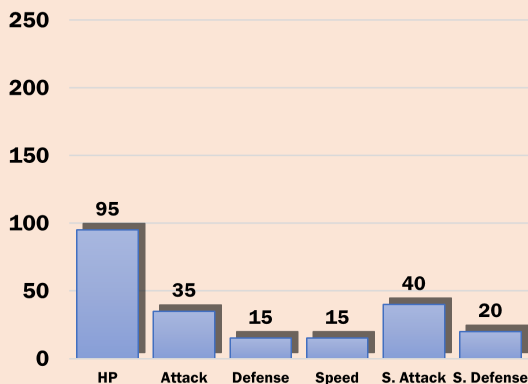
N/A

### Wild held item:

N/A

## #174 Igglybuff

### Base Stats



### Tutor Moves:

FT

Normal

### Egg Moves:

Perish Song  
Present  
Faint Attack

### Learnset:

1 - Sing  
1 - Charm  
4 - Defense Curl  
9 - Pound  
14 - Sweet Kiss

### Learnable TMs and HMs:

01 Dynamicpunch	20 Endure	39 Swift
02 Headbutt	21 Frustration	40 Defense Curl
03 Curse	22 SolarBeam	41 ThunderPunch
04 Rollout	23 Iron Tail	42 Dream Eater
05 Roar	24 DragonBreath	43 Detect
06 Toxic	25 Thunder	44 Rest
07 Zap Cannon	26 Earthquake	45 Attract
08 Flash	27 Return	46 Thief
09 Psych Up	28 Dig	47 Steel Wing
10 Hidden Power	29 Psychic	48 Fire Punch
11 Sunny Day	30 Shadow Ball	49 Fury Cutter
12 Sweet Scent	31 Mud-Slap	50 Nightmare
13 Snore	32 Double Team	H.01 Cut
14 Blizzard	33 Ice Punch	H.02 Fly
15 Hyper Beam	34 Swagger	H.03 Surf
16 Icy Wind	35 Sleep Talk	H.04 Strength
17 Protect	36 Sludge Bomb	H.05 RockSmash
18 Rain Dance	37 Sandstorm	H.06 Whirlpool
19 Giga Drain	38 Fire Blast	H.07 Waterfall



### How to obtain:

No wild encounters

Fishgroup:  
N/A  
Headbutt:  
N/A

Given by the Youngster in the Kanto Battle Club on Monday, after defeating Cooltrainer Allen on Friday



### Egg groups:

Fairy

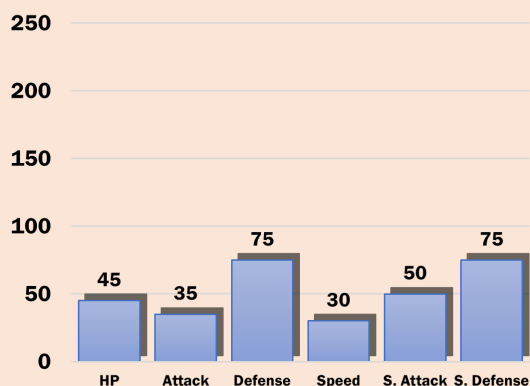
### Wild held item:

N/A

### Learnable TMs and HMs:

## #175 Togepi

### Base Stats



### Tutor Moves:

FT

Normal

### Egg Moves:

Present  
Mirror Move  
Peck  
Foresight  
Future Sight

### Learnset:

1 - Growl  
1 - Charm  
7 - Metronome  
18 - Sweet Kiss  
22 - Charm  
29 - Spike Cannon  
36 - Protect  
43 - Recover  
50 - Skull Bash

01 Dynamicpunch	20 Endure	39 Swift
02 Headbutt	21 Frustration	40 Defense Curl
03 Curse	22 SolarBeam	41 ThunderPunch
04 Rollout	23 Iron Tail	42 Dream Eater
05 Roar	24 DragonBreath	43 Detect
06 Toxic	25 Thunder	44 Rest
07 Zap Cannon	26 Earthquake	45 Attract
08 Flash	27 Return	46 Thief
09 Psych Up	28 Dig	47 Steel Wing
10 Hidden Power	29 Psychic	48 Fire Punch
11 Sunny Day	30 Shadow Ball	49 Fury Cutter
12 Sweet Scent	31 Mud-Slap	50 Nightmare
13 Snore	32 Double Team	H.01 Cut
14 Blizzard	33 Ice Punch	H.02 Fly
15 Hyper Beam	34 Swagger	H.03 Surf
16 Icy Wind	35 Sleep Talk	H.04 Strength
17 Protect	36 Sludge Bomb	H.05 RockSmash
18 Rain Dance	37 Sandstorm	H.06 Whirlpool
19 Giga Drain	38 Fire Blast	H.07 Waterfall

### How to obtain:

No wild encounters

Fishgroup:  
N/A  
Headbutt:  
N/A

Can be bred from Ponyta or Rapidash. Chance of hatching from either Egg given by Prof. Oak's Aide or Day-Care Man



Happiness



#077 Ponyta

### Egg groups:

N/A

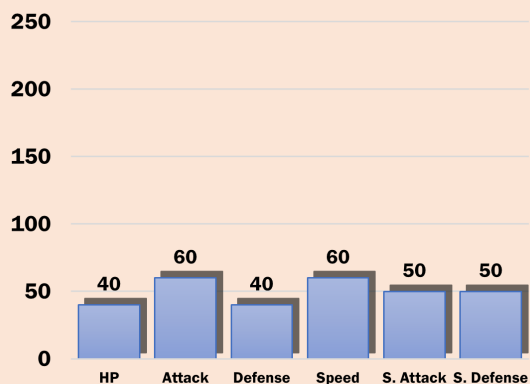
### Wild held item:

N/A

### Learnable TMs and HMs:

## #176 Koltá

### Base Stats



### Tutor Moves:

FT

Fire

### Egg Moves:

Flame Wheel  
Thrash  
Double Kick  
Hypnosis  
Quick Attack

### Learnset:

1 - Tackle  
4 - Growl  
8 - Tail Whip  
10 - Ember  
14 - Stomp  
21 - Fire Spin  
27 - Take Down  
35 - Agility  
43 - Fire Blast

01 Dynamicpunch	20 Endure	39 Swift
02 Headbutt	21 Frustration	40 Defense Curl
03 Curse	22 SolarBeam	41 ThunderPunch
04 Rollout	23 Iron Tail	42 Dream Eater
05 Roar	24 DragonBreath	43 Detect
06 Toxic	25 Thunder	44 Rest
07 Zap Cannon	26 Earthquake	45 Attract
08 Flash	27 Return	46 Thief
09 Psych Up	28 Dig	47 Steel Wing
10 Hidden Power	29 Psychic	48 Fire Punch
11 Sunny Day	30 Shadow Ball	49 Fury Cutter
12 Sweet Scent	31 Mud-Slap	50 Nightmare
13 Snore	32 Double Team	H.01 Cut
14 Blizzard	33 Ice Punch	H.02 Fly
15 Hyper Beam	34 Swagger	H.03 Surf
16 Icy Wind	35 Sleep Talk	H.04 Strength
17 Protect	36 Sludge Bomb	H.05 RockSmash
18 Rain Dance	37 Sandstorm	H.06 Whirlpool
19 Giga Drain	38 Fire Blast	H.07 Waterfall


#### How to obtain:

Route 104, Route 105

Fishgroup:  
N/A

Headbutt:  
Overworld 1, Overworld 2, Overworld 3, Forest

Can be bred from Natu or Xatu



Heart Stone



#178 Xatu

#### Egg groups:

Flying

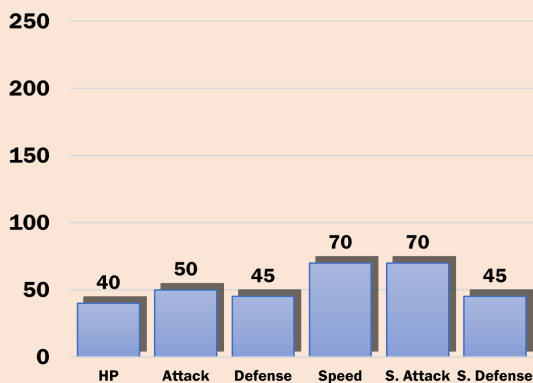
#### Wild held item:

N/A

#### Learnable TMs and HMs:

## #177 Natu

### Base Stats



#### Tutor Moves:

N/A

Flying

Psychic

#### Egg Moves:

Haze  
Drill Peck  
Quick Attack  
Faint Attack  
Steel Wing

#### Learnset:

1 - Peck  
1 - Leer  
7 - Quick Attack  
10 - Night Shade  
15 - Mean Look  
20 - Teleport  
30 - Future Sight  
40 - Confuse Ray  
45 - Drill Peck  
50 - Psychic


01 Dynamicpunch	20 Endure	39 Swift
02 Headbutt	21 Frustration	40 Defense Curl
03 Curse	22 SolarBeam	41 ThunderPunch
04 Rollout	23 Iron Tail	42 Dream Eater
05 Roar	24 DragonBreath	43 Detect
06 Toxic	25 Thunder	44 Rest
07 Zap Cannon	26 Earthquake	45 Attract
08 Flash	27 Return	46 Thief
09 Psych Up	28 Dig	47 Steel Wing
10 Hidden Power	29 Psychic	48 Fire Punch
11 Sunny Day	30 Shadow Ball	49 Fury Cutter
12 Sweet Scent	31 Mud-Slap	50 Nightmare
13 Snore	32 Double Team	H.01 Cut
14 Blizzard	33 Ice Punch	H.02 Fly
15 Hyper Beam	34 Swagger	H.03 Surf
16 Icy Wind	35 Sleep Talk	H.04 Strength
17 Protect	36 Sludge Bomb	H.05 RockSmash
18 Rain Dance	37 Sandstorm	H.06 Whirlpool
19 Giga Drain	38 Fire Blast	H.07 Waterfall

#### How to obtain:

No wild encounters

Fishgroup:  
N/A  
Headbutt:  
N/A

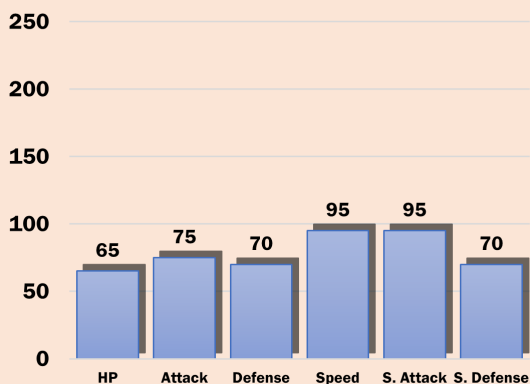
Evolve from Natu, Can obtain by NPC Trade in Kume City



#177 Natu

## #178 Xatu

### Base Stats



#### Tutor Moves:

N/A

Flying

Psychic

#### Egg Moves:

N/A

#### Learnset:

1 - Peck  
1 - Leer  
1 - Night Shade  
1 - Quick Attack  
65 - Psychic

01 Dynamicpunch	20 Endure	39 Swift
02 Headbutt	21 Frustration	40 Defense Curl
03 Curse	22 SolarBeam	41 ThunderPunch
04 Rollout	23 Iron Tail	42 Dream Eater
05 Roar	24 DragonBreath	43 Detect
06 Toxic	25 Thunder	44 Rest
07 Zap Cannon	26 Earthquake	45 Attract
08 Flash	27 Return	46 Thief
09 Psych Up	28 Dig	47 Steel Wing
10 Hidden Power	29 Psychic	48 Fire Punch
11 Sunny Day	30 Shadow Ball	49 Fury Cutter
12 Sweet Scent	31 Mud-Slap	50 Nightmare
13 Snore	32 Double Team	H.01 Cut
14 Blizzard	33 Ice Punch	H.02 Fly
15 Hyper Beam	34 Swagger	H.03 Surf
16 Icy Wind	35 Sleep Talk	H.04 Strength
17 Protect	36 Sludge Bomb	H.05 RockSmash
18 Rain Dance	37 Sandstorm	H.06 Whirlpool
19 Giga Drain	38 Fire Blast	H.07 Waterfall

#### Egg groups:

Flying

#### Wild held item:

N/A

#### Learnable TMs and HMs:

#### How to obtain:

Route 104, Route 105, Route 120

Fishgroup:  
N/A  
Headbutt:  
N/A

Can be bred from Mareep, Flaaffy, or Ampharos



Level 15



#180 Flaaffy

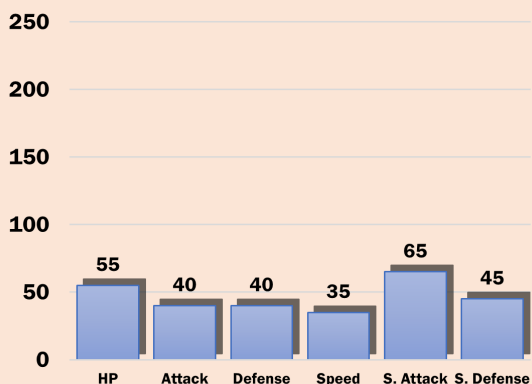
Egg groups:  
Monster, Ground

Wild held item:  
Thunder Tail

#### Learnable TMs and HMs:

## #179 Mareep

### Base Stats



#### Tutor Moves:

TB

Electric

Egg Moves:  
Thunderbolt  
Take Down  
Body Slam  
Safeguard  
Screech  
Reflect

#### Learnset:

1 - Tackle  
1 - Growl  
9 - Thundershock  
16 - Thunder Wave  
19 - Swift  
23 - Cotton Spore  
27 - Thunderbolt  
30 - Light Screen  
37 - Thunder


01 Dynamicpunch	20 Endure	39 Swift
02 Headbutt	21 Frustration	40 Defense Curl
03 Curse	22 SolarBeam	41 ThunderPunch
04 Rollout	23 Iron Tail	42 Dream Eater
05 Roar	24 DragonBreath	43 Detect
06 Toxic	25 Thunder	44 Rest
07 Zap Cannon	26 Earthquake	45 Attract
08 Flash	27 Return	46 Thief
09 Psych Up	28 Dig	47 Steel Wing
10 Hidden Power	29 Psychic	48 Fire Punch
11 Sunny Day	30 Shadow Ball	49 Fury Cutter
12 Sweet Scent	31 Mud-Slap	50 Nightmare
13 Snore	32 Double Team	H.01 Cut
14 Blizzard	33 Ice Punch	H.02 Fly
15 Hyper Beam	34 Swagger	H.03 Surf
16 Icy Wind	35 Sleep Talk	H.04 Strength
17 Protect	36 Sludge Bomb	H.05 RockSmash
18 Rain Dance	37 Sandstorm	H.06 Whirlpool
19 Giga Drain	38 Fire Blast	H.07 Waterfall

#### How to obtain:

National Park, Route 113, Urasoe Park


Fishgroup:  
N/A  
Headbutt:  
N/A

Evolve from Mareep



#179 Mareep

Level 30



#181 Ampharos

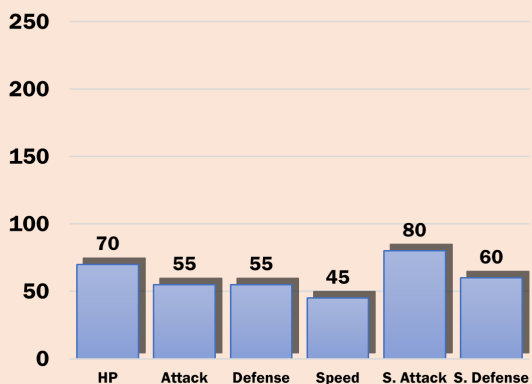
Egg groups:  
Monster, Ground

Wild held item:  
Thunder Tail

#### Learnable TMs and HMs:

## #180 Flaaffy

### Base Stats



#### Tutor Moves:

TB

Electric

Egg Moves:  
N/A

#### Learnset:

1 - Tackle  
1 - Growl  
1 - Thundershock  
9 - Thundershock  
18 - Thunder Wave  
22 - Swift  
25 - Cotton Spore  
27 - Thunderbolt  
36 - Light Screen  
45 - Thunder


01 Dynamicpunch	20 Endure	39 Swift
02 Headbutt	21 Frustration	40 Defense Curl
03 Curse	22 SolarBeam	41 ThunderPunch
04 Rollout	23 Iron Tail	42 Dream Eater
05 Roar	24 DragonBreath	43 Detect
06 Toxic	25 Thunder	44 Rest
07 Zap Cannon	26 Earthquake	45 Attract
08 Flash	27 Return	46 Thief
09 Psych Up	28 Dig	47 Steel Wing
10 Hidden Power	29 Psychic	48 Fire Punch
11 Sunny Day	30 Shadow Ball	49 Fury Cutter
12 Sweet Scent	31 Mud-Slap	50 Nightmare
13 Snore	32 Double Team	H.01 Cut
14 Blizzard	33 Ice Punch	H.02 Fly
15 Hyper Beam	34 Swagger	H.03 Surf
16 Icy Wind	35 Sleep Talk	H.04 Strength
17 Protect	36 Sludge Bomb	H.05 RockSmash
18 Rain Dance	37 Sandstorm	H.06 Whirlpool
19 Giga Drain	38 Fire Blast	H.07 Waterfall

#### How to obtain:

No wild encounters

Fishgroup:  
N/A  
Headbutt:  
N/A

Evolve from Flaaffy



## #181 Ampharos

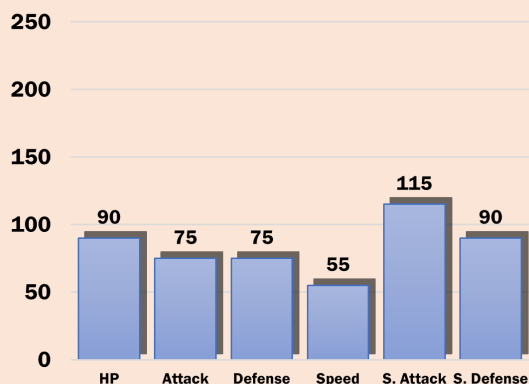
Egg groups:  
Monster, Ground

Wild held item:  
N/A

#### Learnable TMs and HMs:

01 Dynamicpunch	20 Endure	39 Swift
02 Headbutt	21 Frustration	40 Defense Curl
03 Curse	22 SolarBeam	41 ThunderPunch
04 Rollout	23 Iron Tail	42 Dream Eater
05 Roar	24 DragonBreath	43 Detect
06 Toxic	25 Thunder	44 Rest
07 Zap Cannon	26 Earthquake	45 Attract
08 Flash	27 Return	46 Thief
09 Psych Up	28 Dig	47 Steel Wing
10 Hidden Power	29 Psychic	48 Fire Punch
11 Sunny Day	30 Shadow Ball	49 Fury Cutter
12 Sweet Scent	31 Mud-Slap	50 Nightmare
13 Snore	32 Double Team	H.01 Cut
14 Blizzard	33 Ice Punch	H.02 Fly
15 Hyper Beam	34 Swagger	H.03 Surf
16 Icy Wind	35 Sleep Talk	H.04 Strength
17 Protect	36 Sludge Bomb	H.05 RockSmash
18 Rain Dance	37 Sandstorm	H.06 Whirlpool
19 Giga Drain	38 Fire Blast	H.07 Waterfall

### Base Stats



#### Tutor Moves:

TB

Electric

Egg Moves:  
N/A

#### Learnset:


1 - Tackle  
1 - Growl  
1 - Thundershock  
1 - Thunder Wave  
9 - Thundershock  
18 - Thunder Wave  
23 - Swift  
27 - Cotton Spore  
29 - Thunderbolt  
30 - Thunderpunch  
42 - Light Screen  
57 - Thunder

#### How to obtain:

No wild encounters

Fishgroup:  
N/A  
Headbutt:  
N/A

Evolve from Gloom



## #182 Bellossom

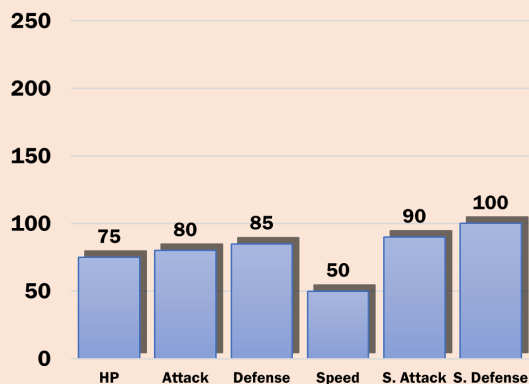
Egg groups:  
Plant

Wild held item:  
N/A

#### Learnable TMs and HMs:

01 Dynamicpunch	20 Endure	39 Swift
02 Headbutt	21 Frustration	40 Defense Curl
03 Curse	22 SolarBeam	41 ThunderPunch
04 Rollout	23 Iron Tail	42 Dream Eater
05 Roar	24 DragonBreath	43 Detect
06 Toxic	25 Thunder	44 Rest
07 Zap Cannon	26 Earthquake	45 Attract
08 Flash	27 Return	46 Thief
09 Psych Up	28 Dig	47 Steel Wing
10 Hidden Power	29 Psychic	48 Fire Punch
11 Sunny Day	30 Shadow Ball	49 Fury Cutter
12 Sweet Scent	31 Mud-Slap	50 Nightmare
13 Snore	32 Double Team	H.01 Cut
14 Blizzard	33 Ice Punch	H.02 Fly
15 Hyper Beam	34 Swagger	H.03 Surf
16 Icy Wind	35 Sleep Talk	H.04 Strength
17 Protect	36 Sludge Bomb	H.05 RockSmash
18 Rain Dance	37 Sandstorm	H.06 Whirlpool
19 Giga Drain	38 Fire Blast	H.07 Waterfall

### Base Stats



#### Tutor Moves:

N/A

Grass

Poison

Egg Moves:  
N/A

#### Learnset:

1 - Absorb  
1 - Sweet Scent  
1 - Stun Spore  
1 - Petal Dance  
55 - Solarbeam




#### How to obtain:

Route 119, Meridian Path, Tropical Island Outside

Fishgroup:  
N/A  
Headbutt:  
N/A

Can be bred from Marill



Egg groups:  
Water 1, Fairy

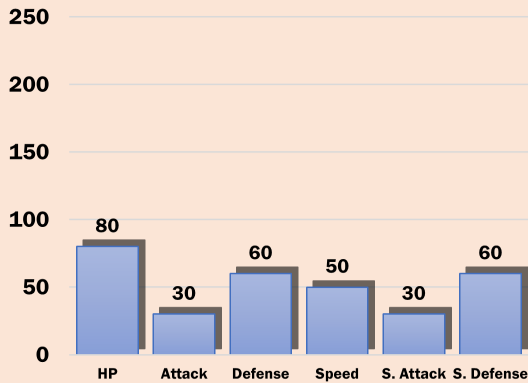
Wild held item:  
N/A

#### Learnable TMs and HMs:

01 Dynamicpunch	20 Endure	39 Swift
02 Headbutt	21 Frustration	40 Defense Curl
03 Curse	22 SolarBeam	41 ThunderPunch
04 Rollout	23 Iron Tail	42 Dream Eater
05 Roar	24 DragonBreath	43 Detect
06 Toxic	25 Thunder	44 Rest
07 Zap Cannon	26 Earthquake	45 Attract
08 Flash	27 Return	46 Thief
09 Psych Up	28 Dig	47 Steel Wing
10 Hidden Power	29 Psychic	48 Fire Punch
11 Sunny Day	30 Shadow Ball	49 Fury Cutter
12 Sweet Scent	31 Mud-Slap	50 Nightmare
13 Snore	32 Double Team	H.01 Cut
14 Blizzard	33 Ice Punch	H.02 Fly
15 Hyper Beam	34 Swagger	H.03 Surf
16 Icy Wind	35 Sleep Talk	H.04 Strength
17 Protect	36 Sludge Bomb	H.05 RockSmash
18 Rain Dance	37 Sandstorm	H.06 Whirlpool
19 Giga Drain	38 Fire Blast	H.07 Waterfall

## #183 Marill

### Base Stats



#### Tutor Moves:

IB

Water

#### Egg Moves:

Light Screen  
Present  
Amnesia  
Future Sight  
Belly Drum  
Perish Song  
Supersonic  
Foresight

#### Learnset:

1 - Tackle  
3 - Defense Curl  
6 - Tail Whip  
10 - Water Gun  
15 - Rollout  
21 - Bubblebeam  
28 - Double Edge  
36 - Rain Dance

#### How to obtain:

Magma Shaft, Kikai Caldera

Fishgroup:  
N/A  
Headbutt:  
N/A

Can be bred from Grenmar, Can obtain by NPC Trade in Westport Dept. Store



Egg groups:  
Ground, Water 1

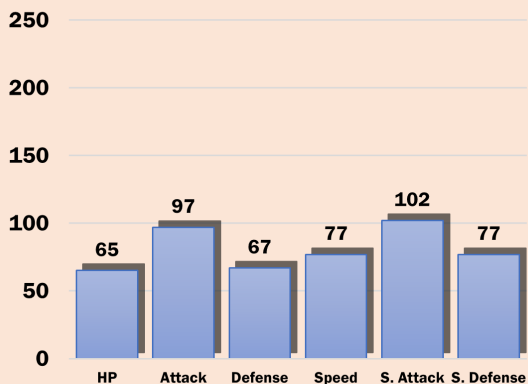
Wild held item:  
N/A

#### Learnable TMs and HMs:

01 Dynamicpunch	20 Endure	39 Swift
02 Headbutt	21 Frustration	40 Defense Curl
03 Curse	22 SolarBeam	41 ThunderPunch
04 Rollout	23 Iron Tail	42 Dream Eater
05 Roar	24 DragonBreath	43 Detect
06 Toxic	25 Thunder	44 Rest
07 Zap Cannon	26 Earthquake	45 Attract
08 Flash	27 Return	46 Thief
09 Psych Up	28 Dig	47 Steel Wing
10 Hidden Power	29 Psychic	48 Fire Punch
11 Sunny Day	30 Shadow Ball	49 Fury Cutter
12 Sweet Scent	31 Mud-Slap	50 Nightmare
13 Snore	32 Double Team	H.01 Cut
14 Blizzard	33 Ice Punch	H.02 Fly
15 Hyper Beam	34 Swagger	H.03 Surf
16 Icy Wind	35 Sleep Talk	H.04 Strength
17 Protect	36 Sludge Bomb	H.05 RockSmash
18 Rain Dance	37 Sandstorm	H.06 Whirlpool
19 Giga Drain	38 Fire Blast	H.07 Waterfall

## #184 Grenmar

### Base Stats



#### Tutor Moves:

FT

IB

Fire

Water

#### Egg Moves:

Flamethrower  
Fire Spin  
Bubblebeam  
Fire Blast  
Slam  
Thrash

#### Learnset:


1 - Tackle  
1 - Tail Whip  
1 - Lick  
1 - Ember  
6 - Bubble  
10 - Encore  
15 - Water Gun  
19 - Megaphone  
24 - Flame Wheel  
28 - Supersonic  
33 - Bubblebeam  
37 - Fire Spin  
42 - Body Slam  
46 - Double Edge  
53 - Fire Blast  
59 - Hydro Pump

#### How to obtain:

No wild encounters

Fishgroup:  
N/A  
Headbutt:  
N/A

Evolve from Weepinbell



#### Egg groups:

Plant

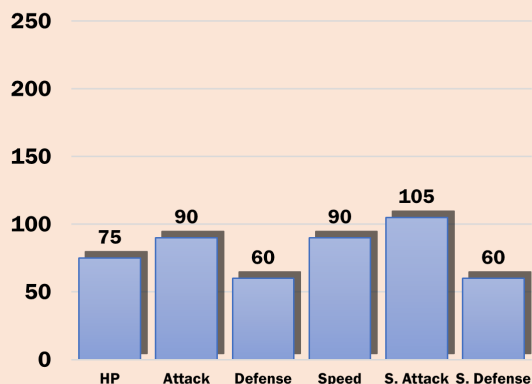
#### Wild held item:

N/A

#### Learnable TMs and HMs:

## #185 Bellignan

### Base Stats



Tutor Moves:  
N/A

Grass

Poison

Egg Moves:  
N/A

#### Learnset:

1 - Vine Whip  
1 - Sleep Powder  
1 - Sweet Scent  
1 - Razor Leaf  
55 - Giga Drain


01 Dynamicpunch	20 Endure	39 Swift
02 Headbutt	21 Frustration	40 Defense Curl
03 Curse	22 SolarBeam	41 ThunderPunch
04 Rollout	23 Iron Tail	42 Dream Eater
05 Roar	24 DragonBreath	43 Detect
06 Toxic	25 Thunder	44 Rest
07 Zap Cannon	26 Earthquake	45 Attract
08 Flash	27 Return	46 Thief
09 Psych Up	28 Dig	47 Steel Wing
10 Hidden Power	29 Psychic	48 Fire Punch
11 Sunny Day	30 Shadow Ball	49 Fury Cutter
12 Sweet Scent	31 Mud-Slap	50 Nightmare
13 Snore	32 Double Team	H.01 Cut
14 Blizzard	33 Ice Punch	H.02 Fly
15 Hyper Beam	34 Swagger	H.03 Surf
16 Icy Wind	35 Sleep Talk	H.04 Strength
17 Protect	36 Sludge Bomb	H.05 RockSmash
18 Rain Dance	37 Sandstorm	H.06 Whirlpool
19 Giga Drain	38 Fire Blast	H.07 Waterfall

#### How to obtain:

No wild encounters

Fishgroup:  
N/A  
Headbutt:  
N/A

Evolve from Poliwhirl



#### Egg groups:

Water 1

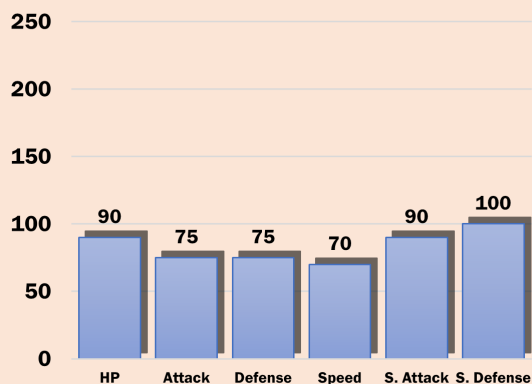
#### Wild held item:

N/A

#### Learnable TMs and HMs:

## #186 Politoed

### Base Stats



Tutor Moves:  
IB

Water

Egg Moves:  
N/A

#### Learnset:

1 - Water Gun  
1 - Hypnosis  
1 - Doubleslap  
1 - Perish Song  
35 - Perish Song  
51 - Swagger

01 Dynamicpunch	20 Endure	39 Swift
02 Headbutt	21 Frustration	40 Defense Curl
03 Curse	22 SolarBeam	41 ThunderPunch
04 Rollout	23 Iron Tail	42 Dream Eater
05 Roar	24 DragonBreath	43 Detect
06 Toxic	25 Thunder	44 Rest
07 Zap Cannon	26 Earthquake	45 Attract
08 Flash	27 Return	46 Thief
09 Psych Up	28 Dig	47 Steel Wing
10 Hidden Power	29 Psychic	48 Fire Punch
11 Sunny Day	30 Shadow Ball	49 Fury Cutter
12 Sweet Scent	31 Mud-Slap	50 Nightmare
13 Snore	32 Double Team	H.01 Cut
14 Blizzard	33 Ice Punch	H.02 Fly
15 Hyper Beam	34 Swagger	H.03 Surf
16 Icy Wind	35 Sleep Talk	H.04 Strength
17 Protect	36 Sludge Bomb	H.05 RockSmash
18 Rain Dance	37 Sandstorm	H.06 Whirlpool
19 Giga Drain	38 Fire Blast	H.07 Waterfall

#### How to obtain:


Route 101, Silent Hills, Route 120,  
Route 106, Jade Forest

Fishgroup:  
N/A  
Headbutt:  
N/A

Can be bred from Hoppip, Skiploom, or Jumpluff



Level 18



#188 Skiploom

#### Egg groups:

Fairy, Plant

#### Wild held item:

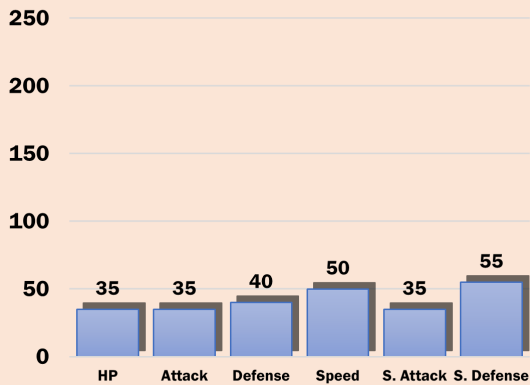
Calm Seed

#### Learnable TMs and HMs:

01 Dynamicpunch	20 Endure	39 Swift
02 Headbutt	21 Frustration	40 Defense Curl
03 Curse	22 SolarBeam	41 ThunderPunch
04 Rollout	23 Iron Tail	42 Dream Eater
05 Roar	24 DragonBreath	43 Detect
06 Toxic	25 Thunder	44 Rest
07 Zap Cannon	26 Earthquake	45 Attract
08 Flash	27 Return	46 Thief
09 Psych Up	28 Dig	47 Steel Wing
10 Hidden Power	29 Psychic	48 Fire Punch
11 Sunny Day	30 Shadow Ball	49 Fury Cutter
12 Sweet Scent	31 Mud-Slap	50 Nightmare
13 Snore	32 Double Team	H.01 Cut
14 Blizzard	33 Ice Punch	H.02 Fly
15 Hyper Beam	34 Swagger	H.03 Surf
16 Icy Wind	35 Sleep Talk	H.04 Strength
17 Protect	36 Sludge Bomb	H.05 RockSmash
18 Rain Dance	37 Sandstorm	H.06 Whirlpool
19 Giga Drain	38 Fire Blast	H.07 Waterfall

## #187 Hoppip

### Base Stats



Tutor Moves:  
N/A

Grass

Flying

Egg Moves:  
Confusion  
Growl  
Encore  
Double Edge  
Reflect  
Amnesia  
Pay Day

#### Learnset:

1 - Splash  
5 - Synthesis  
5 - Tail Whip  
10 - Tackle  
13 - Poisonpowder  
15 - Stun Spore  
17 - Sleep Powder  
20 - Leech Seed  
25 - Cotton Spore  
30 - Mega Drain

#### How to obtain:


Jade Forest, National Park, Route 113,  
Nanjo Forest, Tatsugo Path

Fishgroup:  
N/A  
Headbutt:  
N/A


Evolve from Hoppip



#187 Hoppip



Level 27



#189 Jumpluff

#### Egg groups:

Fairy, Plant

#### Wild held item:

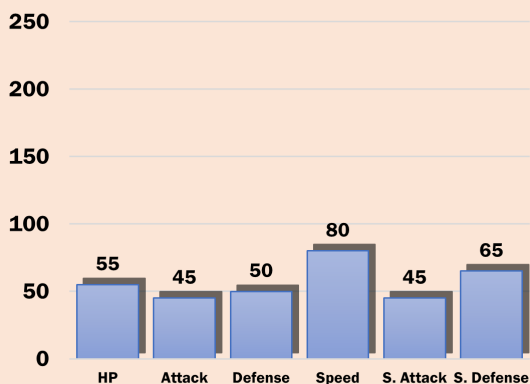
N/A

#### Learnable TMs and HMs:

01 Dynamicpunch	20 Endure	39 Swift
02 Headbutt	21 Frustration	40 Defense Curl
03 Curse	22 SolarBeam	41 ThunderPunch
04 Rollout	23 Iron Tail	42 Dream Eater
05 Roar	24 DragonBreath	43 Detect
06 Toxic	25 Thunder	44 Rest
07 Zap Cannon	26 Earthquake	45 Attract
08 Flash	27 Return	46 Thief
09 Psych Up	28 Dig	47 Steel Wing
10 Hidden Power	29 Psychic	48 Fire Punch
11 Sunny Day	30 Shadow Ball	49 Fury Cutter
12 Sweet Scent	31 Mud-Slap	50 Nightmare
13 Snore	32 Double Team	H.01 Cut
14 Blizzard	33 Ice Punch	H.02 Fly
15 Hyper Beam	34 Swagger	H.03 Surf
16 Icy Wind	35 Sleep Talk	H.04 Strength
17 Protect	36 Sludge Bomb	H.05 RockSmash
18 Rain Dance	37 Sandstorm	H.06 Whirlpool
19 Giga Drain	38 Fire Blast	H.07 Waterfall

## #188 Skiploom

### Base Stats



Tutor Moves:  
N/A

Grass

Flying

Egg Moves:  
N/A

#### Learnset:


1 - Splash  
1 - Synthesis  
1 - Tail Whip  
1 - Tackle  
4 - Synthesis  
5 - Tail Whip  
10 - Tackle  
13 - Poisonpowder  
15 - Stun Spore  
17 - Sleep Powder  
22 - Leech Seed  
29 - Cotton Spore  
36 - Mega Drain

#### How to obtain:

Urasoe Trail, Kume Point, Nanjo Forest,  
Tatsugo Path, Weathered Trail

Fishgroup:  
N/A  
Headbutt:  
N/A

Evolve from Skiploom



#188 Skiploom

## #189 Jumpluff

#### Egg groups:

Fairy, Plant

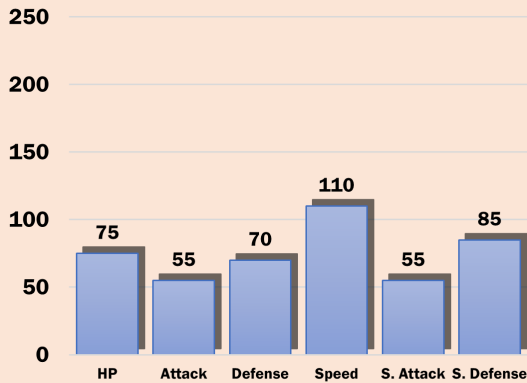
#### Wild held item:

N/A

#### Learnable TMs and HMs:

01 Dynamicpunch	20 Endure	39 Swift
02 Headbutt	21 Frustration	40 Defense Curl
03 Curse	22 SolarBeam	41 ThunderPunch
04 Rollout	23 Iron Tail	42 Dream Eater
05 Roar	24 DragonBreath	43 Detect
06 Toxic	25 Thunder	44 Rest
07 Zap Cannon	26 Earthquake	45 Attract
08 Flash	27 Return	46 Thief
09 Psych Up	28 Dig	47 Steel Wing
10 Hidden Power	29 Psychic	48 Fire Punch
11 Sunny Day	30 Shadow Ball	49 Fury Cutter
12 Sweet Scent	31 Mud-Slap	50 Nightmare
13 Snore	32 Double Team	H.01 Cut
14 Blizzard	33 Ice Punch	H.02 Fly
15 Hyper Beam	34 Swagger	H.03 Surf
16 Icy Wind	35 Sleep Talk	H.04 Strength
17 Protect	36 Sludge Bomb	H.05 RockSmash
18 Rain Dance	37 Sandstorm	H.06 Whirlpool
19 Giga Drain	38 Fire Blast	H.07 Waterfall

### Base Stats



#### Tutor Moves:

N/A

Grass

Flying

#### Egg Moves:

N/A

#### Learnset:

1 - Splash  
1 - Synthesis  
1 - Tail Whip  
1 - Tackle  
4 - Synthesis  
5 - Tail Whip  
10 - Tackle  
13 - Poisonpowder  
15 - Stun Spore  
17 - Sleep Powder  
22 - Leech Seed  
33 - Cotton Spore  
44 - Mega Drain

#### How to obtain:

Jade Forest, Nanjo Forest

Fishgroup:  
N/A  
Headbutt:  
Urban, Town

Can be bred from Aipom



## #190 Aipom

#### Egg groups:

Ground

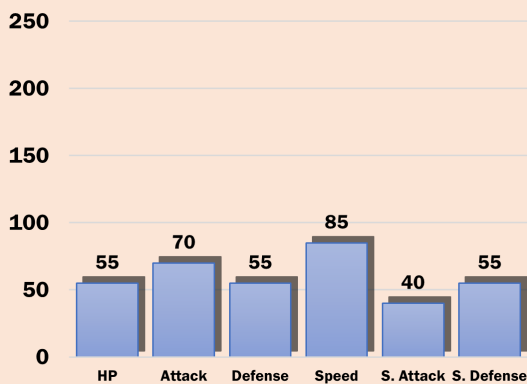
#### Wild held item:

Gold Berry

#### Learnable TMs and HMs:

01 Dynamicpunch	20 Endure	39 Swift
02 Headbutt	21 Frustration	40 Defense Curl
03 Curse	22 SolarBeam	41 ThunderPunch
04 Rollout	23 Iron Tail	42 Dream Eater
05 Roar	24 DragonBreath	43 Detect
06 Toxic	25 Thunder	44 Rest
07 Zap Cannon	26 Earthquake	45 Attract
08 Flash	27 Return	46 Thief
09 Psych Up	28 Dig	47 Steel Wing
10 Hidden Power	29 Psychic	48 Fire Punch
11 Sunny Day	30 Shadow Ball	49 Fury Cutter
12 Sweet Scent	31 Mud-Slap	50 Nightmare
13 Snore	32 Double Team	H.01 Cut
14 Blizzard	33 Ice Punch	H.02 Fly
15 Hyper Beam	34 Swagger	H.03 Surf
16 Icy Wind	35 Sleep Talk	H.04 Strength
17 Protect	36 Sludge Bomb	H.05 RockSmash
18 Rain Dance	37 Sandstorm	H.06 Whirlpool
19 Giga Drain	38 Fire Blast	H.07 Waterfall

### Base Stats



#### Tutor Moves:

TB

Normal

#### Egg Moves:

Counter  
Screech  
Pursuit  
Agility  
Spite  
Slam  
Doubleslap  
Beat Up

#### Learnset:

1 - Scratch  
1 - Tail Whip  
6 - Sand Attack  
12 - Baton Pass  
19 - Fury Swipes  
24 - Pursuit  
27 - Swift  
36 - Mud Slap  
46 - Mimic




### How to obtain:

No wild encounters

Fishgroup:  
N/A  
Headbutt:  
N/A

Can be bred from Goldeen or Seaking



Happiness



#118 Goldeen

### Egg groups:

N/A

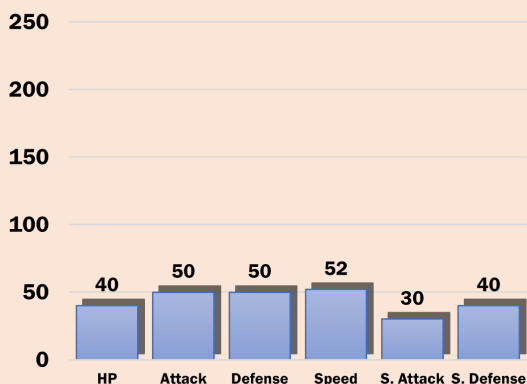
### Wild held item:

N/A

### Learnable TMs and HMs:

## #191 Orfry

### Base Stats



### Tutor Moves:

IB

Water

### Egg Moves:

Psybeam  
Haze  
Hydro Pump

### Learnset:

1 - Peck  
1 - Tail Whip  
8 - Supersonic  
12 - Horn Attack  
20 - Tackle  
25 - Fury Attack  
32 - Waterfall  
36 - Horn Drill  
41 - Agility


01 Dynamicpunch	20 Endure	39 Swift
02 Headbutt	21 Frustration	40 Defense Curl
03 Curse	22 SolarBeam	41 ThunderPunch
04 Rollout	23 Iron Tail	42 Dream Eater
05 Roar	24 DragonBreath	43 Detect
06 Toxic	25 Thunder	44 Rest
07 Zap Cannon	26 Earthquake	45 Attract
08 Flash	27 Return	46 Thief
09 Psych Up	28 Dig	47 Steel Wing
10 Hidden Power	29 Psychic	48 Fire Punch
11 Sunny Day	30 Shadow Ball	49 Fury Cutter
12 Sweet Scent	31 Mud-Slap	50 Nightmare
13 Snore	32 Double Team	H.01 Cut
14 Blizzard	33 Ice Punch	H.02 Fly
15 Hyper Beam	34 Swagger	H.03 Surf
16 Icy Wind	35 Sleep Talk	H.04 Strength
17 Protect	36 Sludge Bomb	H.05 RockSmash
18 Rain Dance	37 Sandstorm	H.06 Whirlpool
19 Giga Drain	38 Fire Blast	H.07 Waterfall

### How to obtain:

Jade Forest, National Park, Urasoe Park, Nanjo Forest

Fishgroup:  
N/A  
Headbutt:  
N/A

Can be bred from Sunflora



### Egg groups:

Plant

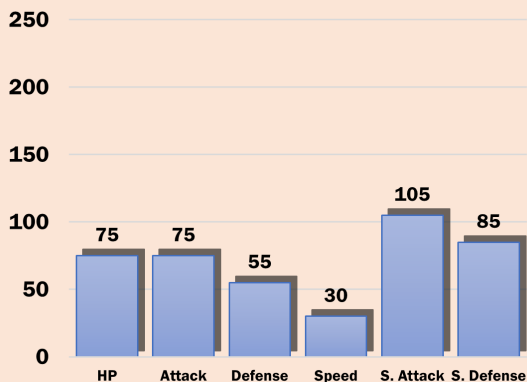
### Wild held item:

N/A

### Learnable TMs and HMs:

## #192 Sunflora

### Base Stats



### Tutor Moves:

N/A

Grass

Psychic

### Egg Moves:

N/A

### Learnset:

1 - Absorb  
1 - Pound  
4 - Growth  
10 - Razor Leaf  
15 - Psybeam  
19 - Sunny Day  
25 - Encore  
31 - Petal Dance  
46 - Solarbeam


01 Dynamicpunch	20 Endure	39 Swift
02 Headbutt	21 Frustration	40 Defense Curl
03 Curse	22 SolarBeam	41 ThunderPunch
04 Rollout	23 Iron Tail	42 Dream Eater
05 Roar	24 DragonBreath	43 Detect
06 Toxic	25 Thunder	44 Rest
07 Zap Cannon	26 Earthquake	45 Attract
08 Flash	27 Return	46 Thief
09 Psych Up	28 Dig	47 Steel Wing
10 Hidden Power	29 Psychic	48 Fire Punch
11 Sunny Day	30 Shadow Ball	49 Fury Cutter
12 Sweet Scent	31 Mud-Slap	50 Nightmare
13 Snore	32 Double Team	H.01 Cut
14 Blizzard	33 Ice Punch	H.02 Fly
15 Hyper Beam	34 Swagger	H.03 Surf
16 Icy Wind	35 Sleep Talk	H.04 Strength
17 Protect	36 Sludge Bomb	H.05 RockSmash
18 Rain Dance	37 Sandstorm	H.06 Whirlpool
19 Giga Drain	38 Fire Blast	H.07 Waterfall

#### How to obtain:

Sanskrit Ruins Outside, Motobu Path,  
Nanjo Forest, Great East Strait, Daito  
Ranch

Fishgroup:  
Water 1, Water 2  
Headbutt:  
N/A

Can be bred from Molambino, Angore, or Lurreel



Level 28



#194 Angore

#### Egg groups:

Water 2

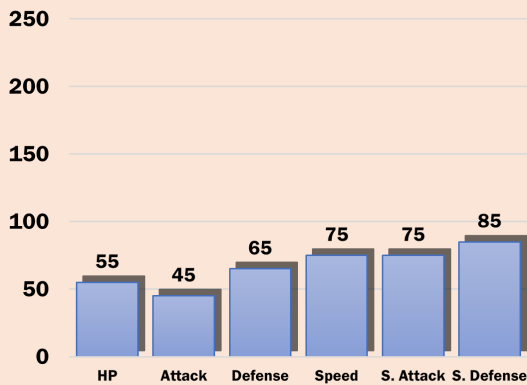
#### Wild held item:

N/A

#### Learnable TMs and HMs:

## #193 Molambino

### Base Stats



#### Tutor Moves:

IB

Water

Egg Moves:  
Rain Dance  
Reversal  
Swagger

#### Learnset:

- 1 - Water Gun
- 1 - Growl
- 1 - Tackle
- 10 - Rage
- 12 - Bubble
- 13 - Harden
- 16 - Supersonic
- 19 - Bide
- 23 - Slam
- 29 - Double Team
- 35 - Acid Armor
- 42 - Iron Tail
- 47 - Thrash
- 52 - Hydro Pump

01 Dynamicpunch	20 Endure	39 Swift
02 Headbutt	21 Frustration	40 Defense Curl
03 Curse	22 SolarBeam	41 ThunderPunch
04 Rollout	23 Iron Tail	42 Dream Eater
05 Roar	24 DragonBreath	43 Detect
06 Toxic	25 Thunder	44 Rest
07 Zap Cannon	26 Earthquake	45 Attract
08 Flash	27 Return	46 Thief
09 Psych Up	28 Dig	47 Steel Wing
10 Hidden Power	29 Psychic	48 Fire Punch
11 Sunny Day	30 Shadow Ball	49 Fury Cutter
12 Sweet Scent	31 Mud-Slap	50 Nightmare
13 Snore	32 Double Team	H.01 Cut
14 Blizzard	33 Ice Punch	H.02 Fly
15 Hyper Beam	34 Swagger	H.03 Surf
16 Icy Wind	35 Sleep Talk	H.04 Strength
17 Protect	36 Sludge Bomb	H.05 RockSmash
18 Rain Dance	37 Sandstorm	H.06 Whirlpool
19 Giga Drain	38 Fire Blast	H.07 Waterfall

#### How to obtain:


Nanjo Forest, Great East Strait, Forked  
Strait

Fishgroup:  
Water 2  
Headbutt:  
N/A

Evolve from Molambino



#193 Molambino



Level 39



#195 Lurreel

#### Egg groups:

Water 2

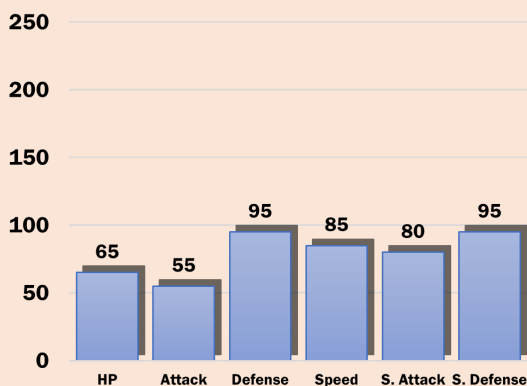
#### Wild held item:

N/A

#### Learnable TMs and HMs:

## #194 Angore

### Base Stats



#### Tutor Moves:

IB

Water

Steel

Egg Moves:  
N/A

#### Learnset:

- 1 - Water Gun
- 1 - Growl
- 1 - Tackle
- 10 - Rage
- 12 - Bubble
- 13 - Harden
- 16 - Supersonic
- 19 - Bide
- 27 - Slam
- 31 - Double Team
- 38 - Acid Armor
- 45 - Iron Tail
- 50 - Thrash
- 54 - Hydro Pump


01 Dynamicpunch	20 Endure	39 Swift
02 Headbutt	21 Frustration	40 Defense Curl
03 Curse	22 SolarBeam	41 ThunderPunch
04 Rollout	23 Iron Tail	42 Dream Eater
05 Roar	24 DragonBreath	43 Detect
06 Toxic	25 Thunder	44 Rest
07 Zap Cannon	26 Earthquake	45 Attract
08 Flash	27 Return	46 Thief
09 Psych Up	28 Dig	47 Steel Wing
10 Hidden Power	29 Psychic	48 Fire Punch
11 Sunny Day	30 Shadow Ball	49 Fury Cutter
12 Sweet Scent	31 Mud-Slap	50 Nightmare
13 Snore	32 Double Team	H.01 Cut
14 Blizzard	33 Ice Punch	H.02 Fly
15 Hyper Beam	34 Swagger	H.03 Surf
16 Icy Wind	35 Sleep Talk	H.04 Strength
17 Protect	36 Sludge Bomb	H.05 RockSmash
18 Rain Dance	37 Sandstorm	H.06 Whirlpool
19 Giga Drain	38 Fire Blast	H.07 Waterfall

### How to obtain:

No wild encounters

Fishgroup:  
N/A  
Headbutt:  
N/A

Evolve from Angore



#194 Angore

## #195 Lurreel

### Egg groups:

Water 2

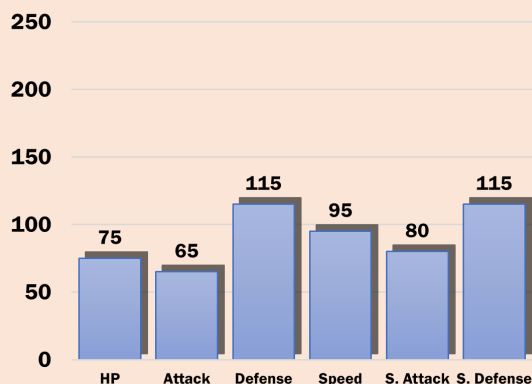
### Wild held item:

N/A

### Learnable TMs and HMs:

01 Dynamicpunch	20 Endure	39 Swift
02 Headbutt	21 Frustration	40 Defense Curl
03 Curse	22 SolarBeam	41 ThunderPunch
04 Rollout	23 Iron Tail	42 Dream Eater
05 Roar	24 DragonBreath	43 Detect
06 Toxic	25 Thunder	44 Rest
07 Zap Cannon	26 Earthquake	45 Attract
08 Flash	27 Return	46 Thief
09 Psych Up	28 Dig	47 Steel Wing
10 Hidden Power	29 Psychic	48 Fire Punch
11 Sunny Day	30 Shadow Ball	49 Fury Cutter
12 Sweet Scent	31 Mud-Slap	50 Nightmare
13 Snore	32 Double Team	H.01 Cut
14 Blizzard	33 Ice Punch	H.02 Fly
15 Hyper Beam	34 Swagger	H.03 Surf
16 Icy Wind	35 Sleep Talk	H.04 Strength
17 Protect	36 Sludge Bomb	H.05 RockSmash
18 Rain Dance	37 Sandstorm	H.06 Whirlpool
19 Giga Drain	38 Fire Blast	H.07 Waterfall

### Base Stats



### Tutor Moves:

IB

Water

Steel

Egg Moves:  
N/A

### Learnset:


- 1 - Water Gun
- 1 - Growl
- 1 - Tackle
- 10 - Rage
- 12 - Bubble
- 13 - Harden
- 16 - Supersonic
- 19 - Bide
- 27 - Slam
- 31 - Double Team
- 38 - Acid Armor
- 39 - Crunch
- 47 - Iron Tail
- 52 - Thrash
- 56 - Hydro Pump

### How to obtain:

No wild encounters

Fishgroup:  
N/A  
Headbutt:  
N/A

Evolve from Eevee



#133 Eevee

## #196 Espeon

### Egg groups:

Ground

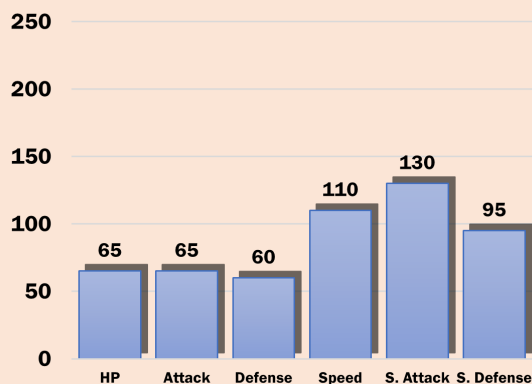
### Wild held item:

N/A

### Learnable TMs and HMs:

01 Dynamicpunch	20 Endure	39 Swift
02 Headbutt	21 Frustration	40 Defense Curl
03 Curse	22 SolarBeam	41 ThunderPunch
04 Rollout	23 Iron Tail	42 Dream Eater
05 Roar	24 DragonBreath	43 Detect
06 Toxic	25 Thunder	44 Rest
07 Zap Cannon	26 Earthquake	45 Attract
08 Flash	27 Return	46 Thief
09 Psych Up	28 Dig	47 Steel Wing
10 Hidden Power	29 Psychic	48 Fire Punch
11 Sunny Day	30 Shadow Ball	49 Fury Cutter
12 Sweet Scent	31 Mud-Slap	50 Nightmare
13 Snore	32 Double Team	H.01 Cut
14 Blizzard	33 Ice Punch	H.02 Fly
15 Hyper Beam	34 Swagger	H.03 Surf
16 Icy Wind	35 Sleep Talk	H.04 Strength
17 Protect	36 Sludge Bomb	H.05 RockSmash
18 Rain Dance	37 Sandstorm	H.06 Whirlpool
19 Giga Drain	38 Fire Blast	H.07 Waterfall

### Base Stats



### Tutor Moves:

N/A

Psychic

Egg Moves:  
N/A

### Learnset:


- 1 - Tackle
- 1 - Tail Whip
- 8 - Sand Attack
- 16 - Confusion
- 23 - Quick Attack
- 30 - Swift
- 36 - Psybeam
- 42 - Psychic Up
- 47 - Psychic
- 52 - Morning Sun

#### How to obtain:

No wild encounters

Fishgroup:  
N/A  
Headbutt:  
N/A

Evolve from Eevee



#133 Eevee

## #197 Umbreon

#### Egg groups:

Ground

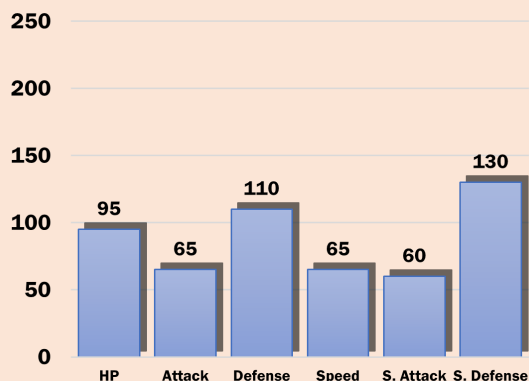
#### Wild held item:

N/A

#### Learnable TMs and HMs:

01 Dynamicpunch	20 Endure	39 Swift
02 Headbutt	21 Frustration	40 Defense Curl
03 Curse	22 SolarBeam	41 ThunderPunch
04 Rollout	23 Iron Tail	42 Dream Eater
05 Roar	24 DragonBreath	43 Detect
06 Toxic	25 Thunder	44 Rest
07 Zap Cannon	26 Earthquake	45 Attract
08 Flash	27 Return	46 Thief
09 Psych Up	28 Dig	47 Steel Wing
10 Hidden Power	29 Psychic	48 Fire Punch
11 Sunny Day	30 Shadow Ball	49 Fury Cutter
12 Sweet Scent	31 Mud-Slap	50 Nightmare
13 Snore	32 Double Team	H.01 Cut
14 Blizzard	33 Ice Punch	H.02 Fly
15 Hyper Beam	34 Swagger	H.03 Surf
16 Icy Wind	35 Sleep Talk	H.04 Strength
17 Protect	36 Sludge Bomb	H.05 RockSmash
18 Rain Dance	37 Sandstorm	H.06 Whirlpool
19 Giga Drain	38 Fire Blast	H.07 Waterfall

### Base Stats



Tutor Moves:  
N/A

Poison

Egg Moves:  
N/A

#### Learnset:

1 - Tackle  
1 - Tail Whip  
8 - Sand Attack  
16 - Sludge  
23 - Quick Attack  
30 - Confuse Ray  
36 - Toxic  
42 - Acid Armor  
44 - Sludge Bomb  
47 - Screech  
52 - Moonlight

#### How to obtain:

Route 104, Route 105, Tatsugo Path

Fishgroup:  
N/A  
Headbutt:  
N/A

Can be bred from Murkrow



## #198 Murkrow

#### Egg groups:

Flying

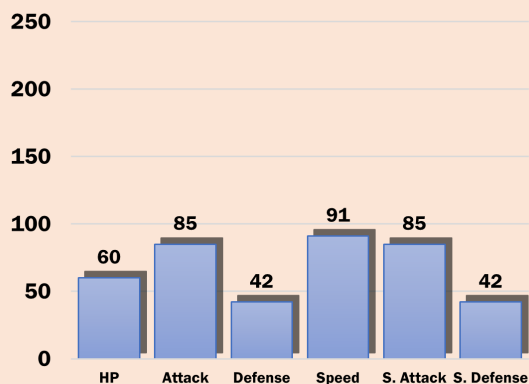
#### Wild held item:

N/A

#### Learnable TMs and HMs:

01 Dynamicpunch	20 Endure	39 Swift
02 Headbutt	21 Frustration	40 Defense Curl
03 Curse	22 SolarBeam	41 ThunderPunch
04 Rollout	23 Iron Tail	42 Dream Eater
05 Roar	24 DragonBreath	43 Detect
06 Toxic	25 Thunder	44 Rest
07 Zap Cannon	26 Earthquake	45 Attract
08 Flash	27 Return	46 Thief
09 Psych Up	28 Dig	47 Steel Wing
10 Hidden Power	29 Psychic	48 Fire Punch
11 Sunny Day	30 Shadow Ball	49 Fury Cutter
12 Sweet Scent	31 Mud-Slap	50 Nightmare
13 Snore	32 Double Team	H.01 Cut
14 Blizzard	33 Ice Punch	H.02 Fly
15 Hyper Beam	34 Swagger	H.03 Surf
16 Icy Wind	35 Sleep Talk	H.04 Strength
17 Protect	36 Sludge Bomb	H.05 RockSmash
18 Rain Dance	37 Sandstorm	H.06 Whirlpool
19 Giga Drain	38 Fire Blast	H.07 Waterfall

### Base Stats



Tutor Moves:  
N/A

Dark

Flying

Egg Moves:  
Whirlwind  
Drill Peck  
Quick Attack  
Mirror Move  
Wing Attack  
Sky Attack

#### Learnset:

1 - Peck  
1 - Sand Attack  
11 - Pursuit  
16 - Spikes  
20 - Night Shade  
26 - Detect  
31 - Faint Attack  
41 - Mean Look  
48 - Perish Song




### How to obtain:

No wild encounters

Fishgroup:  
N/A  
Headbutt:  
N/A

Evolve from Slowpoke



#079 Slowpoke

## #199 Slowking

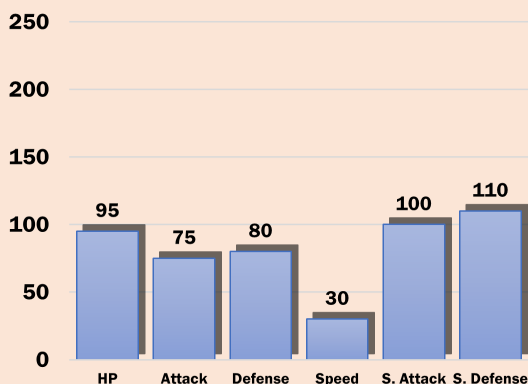
Egg groups:  
Monster, Water 1

Wild held item:  
N/A

### Learnable TMs and HMs:

01 Dynamicpunch	20 Endure	39 Swift
02 Headbutt	21 Frustration	40 Defense Curl
03 Curse	22 SolarBeam	41 ThunderPunch
04 Rollout	23 Iron Tail	42 Dream Eater
05 Roar	24 DragonBreath	43 Detect
06 Toxic	25 Thunder	44 Rest
07 Zap Cannon	26 Earthquake	45 Attract
08 Flash	27 Return	46 Thief
09 Psych Up	28 Dig	47 Steel Wing
10 Hidden Power	29 Psychic	48 Fire Punch
11 Sunny Day	30 Shadow Ball	49 Fury Cutter
12 Sweet Scent	31 Mud-Slap	50 Nightmare
13 Snore	32 Double Team	H.01 Cut
14 Blizzard	33 Ice Punch	H.02 Fly
15 Hyper Beam	34 Swagger	H.03 Surf
16 Icy Wind	35 Sleep Talk	H.04 Strength
17 Protect	36 Sludge Bomb	H.05 RockSmash
18 Rain Dance	37 Sandstorm	H.06 Whirlpool
19 Giga Drain	38 Fire Blast	H.07 Waterfall

### Base Stats



### Tutor Moves:

FT IB

Water

Psychic

Egg Moves:  
N/A

### Learnset:

1 - Curse  
1 - Tackle  
6 - Growl  
15 - Water Gun  
20 - Confusion  
29 - Disable  
34 - Headbutt  
40 - Body Slam  
43 - Swagger  
48 - Psychic

### How to obtain:


No wild encounters

Fishgroup:  
N/A  
Headbutt:  
N/A

Can be bred from Vulpix or Ninetales. Chance of hatching from either Egg given by Prof. Oak's Aide or Day-Care Man



Happiness



#037 Vulpix

## #200 Vulpiiii

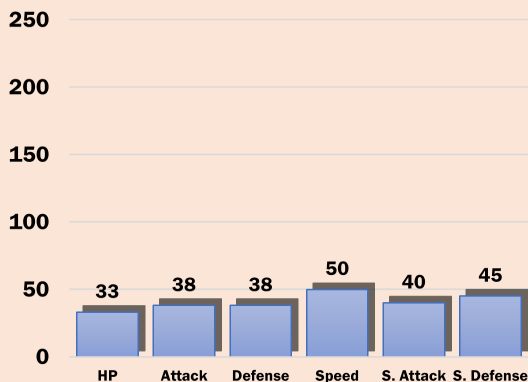
Egg groups:  
N/A

Wild held item:  
N/A

### Learnable TMs and HMs:

01 Dynamicpunch	20 Endure	39 Swift
02 Headbutt	21 Frustration	40 Defense Curl
03 Curse	22 SolarBeam	41 ThunderPunch
04 Rollout	23 Iron Tail	42 Dream Eater
05 Roar	24 DragonBreath	43 Detect
06 Toxic	25 Thunder	44 Rest
07 Zap Cannon	26 Earthquake	45 Attract
08 Flash	27 Return	46 Thief
09 Psych Up	28 Dig	47 Steel Wing
10 Hidden Power	29 Psychic	48 Fire Punch
11 Sunny Day	30 Shadow Ball	49 Fury Cutter
12 Sweet Scent	31 Mud-Slap	50 Nightmare
13 Snore	32 Double Team	H.01 Cut
14 Blizzard	33 Ice Punch	H.02 Fly
15 Hyper Beam	34 Swagger	H.03 Surf
16 Icy Wind	35 Sleep Talk	H.04 Strength
17 Protect	36 Sludge Bomb	H.05 RockSmash
18 Rain Dance	37 Sandstorm	H.06 Whirlpool
19 Giga Drain	38 Fire Blast	H.07 Waterfall

### Base Stats



### Tutor Moves:

FT

Fire

Egg Moves:  
Faint Attack  
Hypnosis  
Flail  
Spite  
Disable

### Learnset:


1 - Ember  
1 - Tail Whip  
6 - Quick Attack  
11 - Roar  
15 - Confuse Ray  
22 - Safeguard  
25 - Flamethrower  
28 - Fire Spin

#### How to obtain:

Sanskrit Ruins Inner Chamber

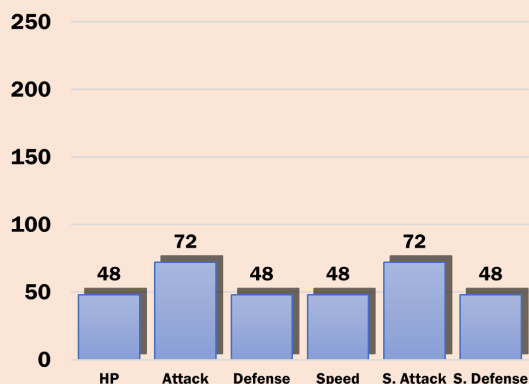
Fishgroup:  
N/A  
Headbutt:  
N/A

N/A



## #201 Unown

### Base Stats



Tutor Moves:  
N/A

Normal

Egg Moves:  
N/A

#### Learnset:

1 - Hidden Power

#### Learnable TMs and HMs:

01 Dynamicpunch	20 Endure	39 Swift
02 Headbutt	21 Frustration	40 Defense Curl
03 Curse	22 SolarBeam	41 ThunderPunch
04 Rollout	23 Iron Tail	42 Dream Eater
05 Roar	24 DragonBreath	43 Detect
06 Toxic	25 Thunder	44 Rest
07 Zap Cannon	26 Earthquake	45 Attract
08 Flash	27 Return	46 Thief
09 Psych Up	28 Dig	47 Steel Wing
10 Hidden Power	29 Psychic	48 Fire Punch
11 Sunny Day	30 Shadow Ball	49 Fury Cutter
12 Sweet Scent	31 Mud-Slap	50 Nightmare
13 Snore	32 Double Team	H.01 Cut
14 Blizzard	33 Ice Punch	H.02 Fly
15 Hyper Beam	34 Swagger	H.03 Surf
16 Icy Wind	35 Sleep Talk	H.04 Strength
17 Protect	36 Sludge Bomb	H.05 RockSmash
18 Rain Dance	37 Sandstorm	H.06 Whirlpool
19 Giga Drain	38 Fire Blast	H.07 Waterfall

#### Egg groups:

N/A

#### Wild held item:


N/A

#### How to obtain:

Route 104

Fishgroup:  
N/A  
Headbutt:  
N/A

Can be bred from Bipulla or Girafarig. Can be purchased at Boardwalk Game Corner



Level 29



#203 Girafarig

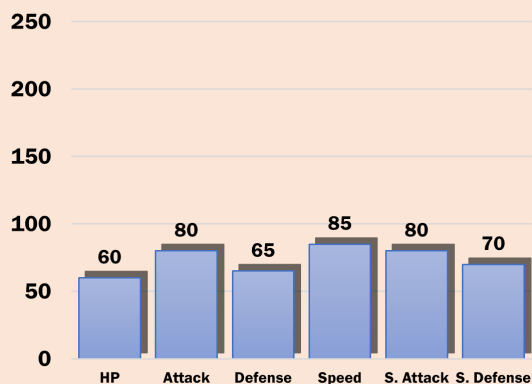
Egg groups:  
Ground,  
Indeterminate

#### Wild held item:

N/A

## #202 Bipulla

### Base Stats



Tutor Moves:

TB

Normal

Dark

Egg Moves:  
Amnesia  
Foresight  
Future Sight  
Beat Up

#### Learnset:

1 - Growl  
1 - Tackle  
6 - Spite  
7 - Tail Whip  
10 - Bite  
12 - Confuse Ray  
19 - Mean Look  
27 - Faint Attack  
30 - Baton Pass  
36 - Pain Split  
41 - Shadow Ball  
46 - Perish Song

#### Learnable TMs and HMs:


01 Dynamicpunch	20 Endure	39 Swift
02 Headbutt	21 Frustration	40 Defense Curl
03 Curse	22 SolarBeam	41 ThunderPunch
04 Rollout	23 Iron Tail	42 Dream Eater
05 Roar	24 DragonBreath	43 Detect
06 Toxic	25 Thunder	44 Rest
07 Zap Cannon	26 Earthquake	45 Attract
08 Flash	27 Return	46 Thief
09 Psych Up	28 Dig	47 Steel Wing
10 Hidden Power	29 Psychic	48 Fire Punch
11 Sunny Day	30 Shadow Ball	49 Fury Cutter
12 Sweet Scent	31 Mud-Slap	50 Nightmare
13 Snore	32 Double Team	H.01 Cut
14 Blizzard	33 Ice Punch	H.02 Fly
15 Hyper Beam	34 Swagger	H.03 Surf
16 Icy Wind	35 Sleep Talk	H.04 Strength
17 Protect	36 Sludge Bomb	H.05 RockSmash
18 Rain Dance	37 Sandstorm	H.06 Whirlpool
19 Giga Drain	38 Fire Blast	H.07 Waterfall

#### How to obtain:

Meridian Path

Fishgroup:  
N/A  
Headbutt:  
N/A

Evolve from Bipulia



#202 Bipulia

## #203 Girafarig

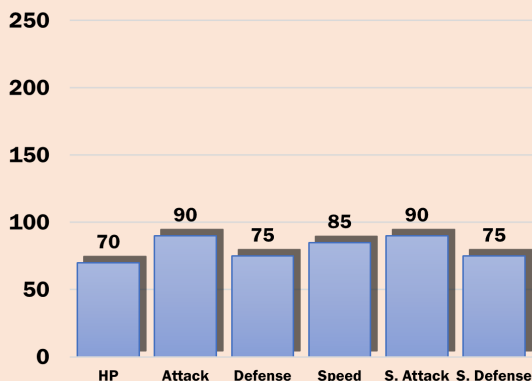
Egg groups:  
Ground,  
Indeterminate

Wild held item:  
N/A

#### Learnable TMs and HMs:

01 Dynamicpunch	20 Endure	39 Swift
02 Headbutt	21 Frustration	40 Defense Curl
03 Curse	22 SolarBeam	41 ThunderPunch
04 Rollout	23 Iron Tail	42 Dream Eater
05 Roar	24 DragonBreath	43 Detect
06 Toxic	25 Thunder	44 Rest
07 Zap Cannon	26 Earthquake	45 Attract
08 Flash	27 Return	46 Thief
09 Psych Up	28 Dig	47 Steel Wing
10 Hidden Power	29 Psychic	48 Fire Punch
11 Sunny Day	30 Shadow Ball	49 Fury Cutter
12 Sweet Scent	31 Mud-Slap	50 Nightmare
13 Snore	32 Double Team	H.01 Cut
14 Blizzard	33 Ice Punch	H.02 Fly
15 Hyper Beam	34 Swagger	H.03 Surf
16 Icy Wind	35 Sleep Talk	H.04 Strength
17 Protect	36 Sludge Bomb	H.05 RockSmash
18 Rain Dance	37 Sandstorm	H.06 Whirlpool
19 Giga Drain	38 Fire Blast	H.07 Waterfall

### Base Stats



#### Tutor Moves:

TB

Normal

Dark

Egg Moves:  
N/A

#### Learnset:

1 - Growl  
1 - Tackle  
6 - Spite  
7 - Tail Whip  
11 - Bite  
14 - Confuse Ray  
21 - Mean Look  
28 - Faint Attack  
29 - Crunch  
32 - Baton Pass  
38 - Pain Split  
43 - Shadow Ball  
48 - Perish Song

#### How to obtain:

Boulder Mine B5F, Slowpoke Well B2F

Fishgroup:  
N/A  
Headbutt:  
N/A

Can be bred from Disturban



## #204 Disturban

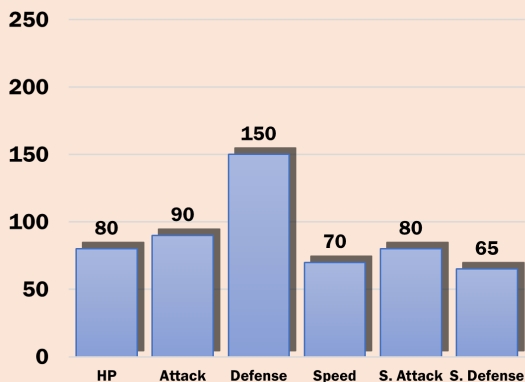
Egg groups:  
Water 3, Ground

Wild held item:  
Big Pearl

#### Learnable TMs and HMs:

01 Dynamicpunch	20 Endure	39 Swift
02 Headbutt	21 Frustration	40 Defense Curl
03 Curse	22 SolarBeam	41 ThunderPunch
04 Rollout	23 Iron Tail	42 Dream Eater
05 Roar	24 DragonBreath	43 Detect
06 Toxic	25 Thunder	44 Rest
07 Zap Cannon	26 Earthquake	45 Attract
08 Flash	27 Return	46 Thief
09 Psych Up	28 Dig	47 Steel Wing
10 Hidden Power	29 Psychic	48 Fire Punch
11 Sunny Day	30 Shadow Ball	49 Fury Cutter
12 Sweet Scent	31 Mud-Slap	50 Nightmare
13 Snore	32 Double Team	H.01 Cut
14 Blizzard	33 Ice Punch	H.02 Fly
15 Hyper Beam	34 Swagger	H.03 Surf
16 Icy Wind	35 Sleep Talk	H.04 Strength
17 Protect	36 Sludge Bomb	H.05 RockSmash
18 Rain Dance	37 Sandstorm	H.06 Whirlpool
19 Giga Drain	38 Fire Blast	H.07 Waterfall

### Base Stats



#### Tutor Moves:

FT

IB

Water

Ground

Egg Moves:  
Crunch  
Flail  
Swift

#### Learnset:

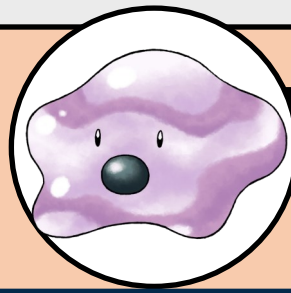
1 - Tackle  
1 - Protect  
7 - Withdraw  
11 - Clamp  
15 - Sand Attack  
19 - Bite  
26 - Body Slam  
31 - Bubblebeam  
35 - Crunch  
39 - Dig  
45 - Thrash  
52 - Earthquake  
55 - Hydro Pump

### How to obtain:


No wild encounters

Fishgroup:  
N/A  
Headbutt:  
N/A

Can be bred from Grimer or Muk, Chance of hatching from either Egg given by Prof. Oak's Aide or Day-Care Man



Happiness



### Egg groups:

N/A

### Wild held item:

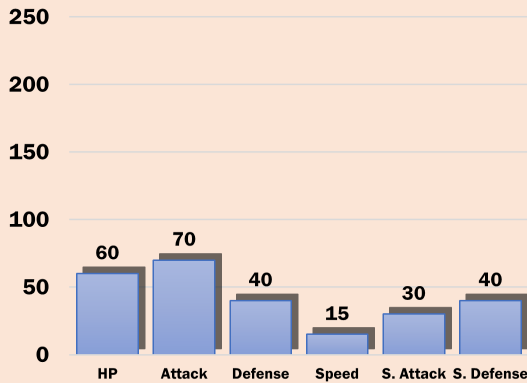
N/A

### Learnable TMs and HMs:

01 Dynamicpunch	20 Endure	39 Swift
02 Headbutt	21 Frustration	40 Defense Curl
03 Curse	22 SolarBeam	41 ThunderPunch
04 Rollout	23 Iron Tail	42 Dream Eater
05 Roar	24 DragonBreath	43 Detect
06 Toxic	25 Thunder	44 Rest
07 Zap Cannon	26 Earthquake	45 Attract
08 Flash	27 Return	46 Thief
09 Psych Up	28 Dig	47 Steel Wing
10 Hidden Power	29 Psychic	48 Fire Punch
11 Sunny Day	30 Shadow Ball	49 Fury Cutter
12 Sweet Scent	31 Mud-Slap	50 Nightmare
13 Snore	32 Double Team	H.01 Cut
14 Blizzard	33 Ice Punch	H.02 Fly
15 Hyper Beam	34 Swagger	H.03 Surf
16 Icy Wind	35 Sleep Talk	H.04 Strength
17 Protect	36 Sludge Bomb	H.05 RockSmash
18 Rain Dance	37 Sandstorm	H.06 Whirlpool
19 Giga Drain	38 Fire Blast	H.07 Waterfall

## #205 Smujj

### Base Stats



### Tutor Moves:

FT TB

Poison

### Egg Moves:

Haze  
Mean Look  
Lick

### Learnset:


1 - Poison Gas  
1 - Pound  
5 - Harden  
8 - Disable  
12 - Sludge  
19 - Minimize  
25 - Screech  
32 - Acid Armor  
40 - Sludge Bomb

### How to obtain:


No wild encounters

Fishgroup:  
N/A  
Headbutt:  
N/A

Can be bred from Paras or Parasect



Happiness



### Egg groups:

N/A

### Wild held item:

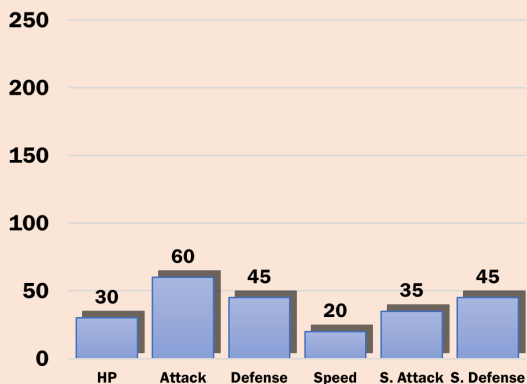
N/A

### Learnable TMs and HMs:

01 Dynamicpunch	20 Endure	39 Swift
02 Headbutt	21 Frustration	40 Defense Curl
03 Curse	22 SolarBeam	41 ThunderPunch
04 Rollout	23 Iron Tail	42 Dream Eater
05 Roar	24 DragonBreath	43 Detect
06 Toxic	25 Thunder	44 Rest
07 Zap Cannon	26 Earthquake	45 Attract
08 Flash	27 Return	46 Thief
09 Psych Up	28 Dig	47 Steel Wing
10 Hidden Power	29 Psychic	48 Fire Punch
11 Sunny Day	30 Shadow Ball	49 Fury Cutter
12 Sweet Scent	31 Mud-Slap	50 Nightmare
13 Snore	32 Double Team	H.01 Cut
14 Blizzard	33 Ice Punch	H.02 Fly
15 Hyper Beam	34 Swagger	H.03 Surf
16 Icy Wind	35 Sleep Talk	H.04 Strength
17 Protect	36 Sludge Bomb	H.05 RockSmash
18 Rain Dance	37 Sandstorm	H.06 Whirlpool
19 Giga Drain	38 Fire Blast	H.07 Waterfall

## #206 Paraspor

### Base Stats



### Tutor Moves:

N/A

Bug

Grass

### Egg Moves:

False Swipe  
Screech  
Counter  
Psybeam  
Flail  
Sweet Scent  
Light Screen  
Pursuit

### Learnset:

1 - Scratch  
6 - Stun Spore  
9 - Poisonpowder  
12 - Leech Life  
19 - Spore  
24 - Slash  
30 - Growth  
35 - Giga Drain

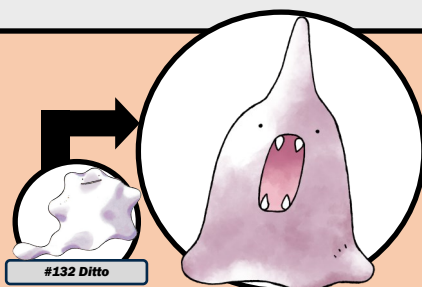


### How to obtain:

No wild encounters

Fishgroup:  
N/A  
Headbutt:  
N/A

Evolve from Ditto



#132 Ditto

## #207 Mimmeo

### Egg groups:

N/A

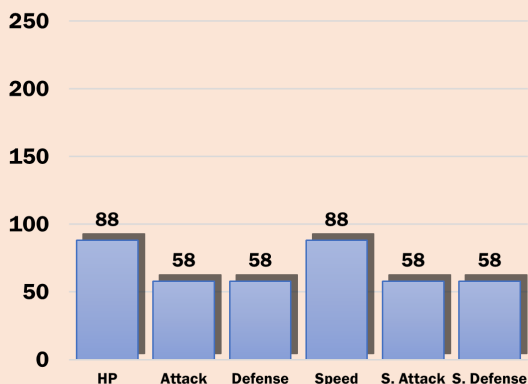
### Wild held item:

N/A

### Learnable TMs and HMs:

01 Dynamicpunch	20 Endure	39 Swift
02 Headbutt	21 Frustration	40 Defense Curl
03 Curse	22 SolarBeam	41 ThunderPunch
04 Rollout	23 Iron Tail	42 Dream Eater
05 Roar	24 DragonBreath	43 Detect
06 Toxic	25 Thunder	44 Rest
07 Zap Cannon	26 Earthquake	45 Attract
08 Flash	27 Return	46 Thief
09 Psych Up	28 Dig	47 Steel Wing
10 Hidden Power	29 Psychic	48 Fire Punch
11 Sunny Day	30 Shadow Ball	49 Fury Cutter
12 Sweet Scent	31 Mud-Slap	50 Nightmare
13 Snore	32 Double Team	H.01 Cut
14 Blizzard	33 Ice Punch	H.02 Fly
15 Hyper Beam	34 Swagger	H.03 Surf
16 Icy Wind	35 Sleep Talk	H.04 Strength
17 Protect	36 Sludge Bomb	H.05 RockSmash
18 Rain Dance	37 Sandstorm	H.06 Whirlpool
19 Giga Drain	38 Fire Blast	H.07 Waterfall

### Base Stats



Tutor Moves:  
N/A

Steel

Egg Moves:  
N/A

### Learnset:

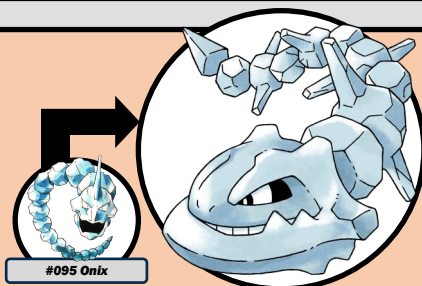
1 - Transform

### How to obtain:

No wild encounters

Fishgroup:  
N/A  
Headbutt:  
N/A

Evolve from Onix



#095 Onix

## #208 Steelix

### Egg groups:

Mineral

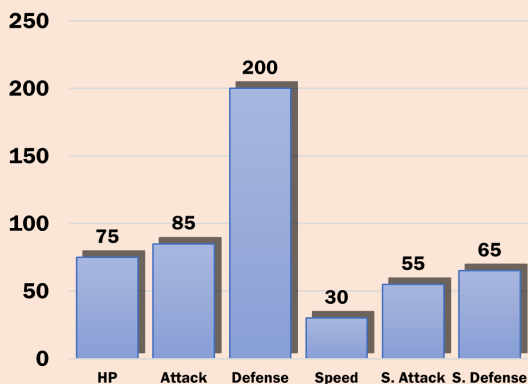
### Wild held item:

N/A

### Learnable TMs and HMs:

01 Dynamicpunch	20 Endure	39 Swift
02 Headbutt	21 Frustration	40 Defense Curl
03 Curse	22 SolarBeam	41 ThunderPunch
04 Rollout	23 Iron Tail	42 Dream Eater
05 Roar	24 DragonBreath	43 Detect
06 Toxic	25 Thunder	44 Rest
07 Zap Cannon	26 Earthquake	45 Attract
08 Flash	27 Return	46 Thief
09 Psych Up	28 Dig	47 Steel Wing
10 Hidden Power	29 Psychic	48 Fire Punch
11 Sunny Day	30 Shadow Ball	49 Fury Cutter
12 Sweet Scent	31 Mud-Slap	50 Nightmare
13 Snore	32 Double Team	H.01 Cut
14 Blizzard	33 Ice Punch	H.02 Fly
15 Hyper Beam	34 Swagger	H.03 Surf
16 Icy Wind	35 Sleep Talk	H.04 Strength
17 Protect	36 Sludge Bomb	H.05 RockSmash
18 Rain Dance	37 Sandstorm	H.06 Whirlpool
19 Giga Drain	38 Fire Blast	H.07 Waterfall

### Base Stats



Tutor Moves:  
N/A

Steel

Ground

Egg Moves:  
N/A

### Learnset:


1 - Tackle  
1 - Screech  
10 - Bind  
14 - Rock Throw  
23 - Harden  
27 - Rage  
36 - Sandstorm  
40 - Slam  
49 - Crunch  
54 - Iron Tail

#### How to obtain:

National Park

Fishgroup:  
N/A  
Headbutt:  
N/A

Can be bred from Snubbull



## #209 Snubbull

Egg groups:  
Ground, Fairy

Wild held item:  
N/A

#### Learnable TMs and HMs:

01 Dynamicpunch	20 Endure	39 Swift
02 Headbutt	21 Frustration	40 Defense Curl
03 Curse	22 SolarBeam	41 ThunderPunch
04 Rollout	23 Iron Tail	42 Dream Eater
05 Roar	24 DragonBreath	43 Detect
06 Toxic	25 Thunder	44 Rest
07 Zap Cannon	26 Earthquake	45 Attract
08 Flash	27 Return	46 Thief
09 Psych Up	28 Dig	47 Steel Wing
10 Hidden Power	29 Psychic	48 Fire Punch
11 Sunny Day	30 Shadow Ball	49 Fury Cutter
12 Sweet Scent	31 Mud-Slap	50 Nightmare
13 Snore	32 Double Team	H.01 Cut
14 Blizzard	33 Ice Punch	H.02 Fly
15 Hyper Beam	34 Swagger	H.03 Surf
16 Icy Wind	35 Sleep Talk	H.04 Strength
17 Protect	36 Sludge Bomb	H.05 RockSmash
18 Rain Dance	37 Sandstorm	H.06 Whirlpool
19 Giga Drain	38 Fire Blast	H.07 Waterfall

#### Tutor Moves:

TB

Psychic

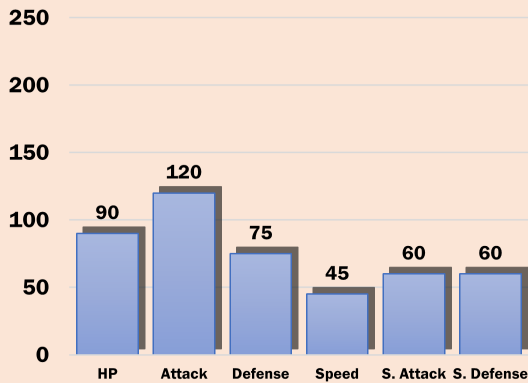
#### Egg Moves:

Metronome  
Faint Attack  
Reflect  
Present  
Crunch  
Heal Bell  
Lick  
Leer

#### Learnset:

1 - Tackle  
1 - Scary Face  
4 - Tail Whip  
8 - Charm  
13 - Bite  
19 - Psywave  
26 - Safeguard  
34 - Sweet Kiss  
43 - Double Edge  
53 - Perish Song

### Base Stats



#### How to obtain:

Endon Cave, Deepwater Passage,  
Route 115, Sanskrit Ruins Outside,  
Meridian Path, Iced Cavern

Fishgroup:  
N/A  
Headbutt:  
N/A

Can be bred from Quagsire



## #210 Quagsire

Egg groups:  
Water 1, Ground

Wild held item:  
N/A

#### Learnable TMs and HMs:

01 Dynamicpunch	20 Endure	39 Swift
02 Headbutt	21 Frustration	40 Defense Curl
03 Curse	22 SolarBeam	41 ThunderPunch
04 Rollout	23 Iron Tail	42 Dream Eater
05 Roar	24 DragonBreath	43 Detect
06 Toxic	25 Thunder	44 Rest
07 Zap Cannon	26 Earthquake	45 Attract
08 Flash	27 Return	46 Thief
09 Psych Up	28 Dig	47 Steel Wing
10 Hidden Power	29 Psychic	48 Fire Punch
11 Sunny Day	30 Shadow Ball	49 Fury Cutter
12 Sweet Scent	31 Mud-Slap	50 Nightmare
13 Snore	32 Double Team	H.01 Cut
14 Blizzard	33 Ice Punch	H.02 Fly
15 Hyper Beam	34 Swagger	H.03 Surf
16 Icy Wind	35 Sleep Talk	H.04 Strength
17 Protect	36 Sludge Bomb	H.05 RockSmash
18 Rain Dance	37 Sandstorm	H.06 Whirlpool
19 Giga Drain	38 Fire Blast	H.07 Waterfall

#### Tutor Moves:

IB

Water

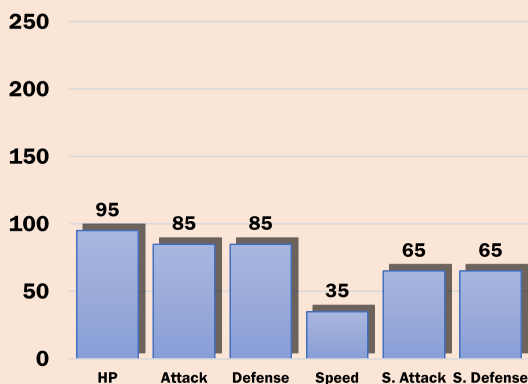
#### Egg Moves:

Hydro Pump  
Dragon Rage  
Faint Attack

#### Learnset:

1 - Water Gun  
1 - Tail Whip  
7 - Mud Slap  
11 - Slam  
14 - Haze  
17 - Mist  
22 - Rain Dance  
26 - Amnesia  
35 - Bubblebeam  
44 - Toxic  
48 - Earthquake

### Base Stats




#### How to obtain:

Nanjo Forest

Fishgroup:  
N/A  
Headbutt:  
N/A

Evolve from Pinsir



#127 Pinsir

## #211 Tricoules

#### Egg groups:

Bug

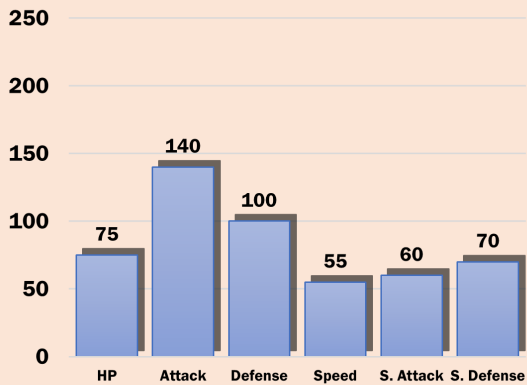
#### Wild held item:

N/A

#### Learnable TMs and HMs:

01 Dynamicpunch	20 Endure	39 Swift
02 Headbutt	21 Frustration	40 Defense Curl
03 Curse	22 SolarBeam	41 ThunderPunch
04 Rollout	23 Iron Tail	42 Dream Eater
05 Roar	24 DragonBreath	43 Detect
06 Toxic	25 Thunder	44 Rest
07 Zap Cannon	26 Earthquake	45 Attract
08 Flash	27 Return	46 Thief
09 Psych Up	28 Dig	47 Steel Wing
10 Hidden Power	29 Psychic	48 Fire Punch
11 Sunny Day	30 Shadow Ball	49 Fury Cutter
12 Sweet Scent	31 Mud-Slap	50 Nightmare
13 Snore	32 Double Team	H.01 Cut
14 Blizzard	33 Ice Punch	H.02 Fly
15 Hyper Beam	34 Swagger	H.03 Surf
16 Icy Wind	35 Sleep Talk	H.04 Strength
17 Protect	36 Sludge Bomb	H.05 RockSmash
18 Rain Dance	37 Sandstorm	H.06 Whirlpool
19 Giga Drain	38 Fire Blast	H.07 Waterfall

### Base Stats



Tutor Moves:  
N/A

Bug

Steel

Egg Moves:  
N/A

#### Learnset:


1 - Vicegrip  
7 - Focus Energy  
13 - Bind  
19 - Seismic Toss  
25 - Harden  
30 - Cross Cutter  
35 - Thrash  
38 - Swords Dance  
42 - Metal Claw  
44 - Submission  
52 - Guillotine  
58 - Reversal  
60 - Megahorn

#### How to obtain:

Nanjo Forest

Fishgroup:  
N/A  
Headbutt:  
N/A

Evolve from Scyther



#123 Scyther

## #212 Scizor

#### Egg groups:

Bug

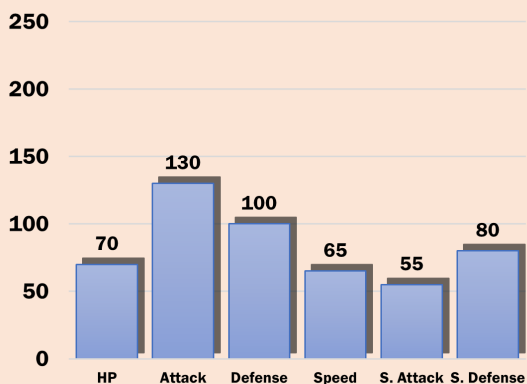
#### Wild held item:

N/A

#### Learnable TMs and HMs:

01 Dynamicpunch	20 Endure	39 Swift
02 Headbutt	21 Frustration	40 Defense Curl
03 Curse	22 SolarBeam	41 ThunderPunch
04 Rollout	23 Iron Tail	42 Dream Eater
05 Roar	24 DragonBreath	43 Detect
06 Toxic	25 Thunder	44 Rest
07 Zap Cannon	26 Earthquake	45 Attract
08 Flash	27 Return	46 Thief
09 Psych Up	28 Dig	47 Steel Wing
10 Hidden Power	29 Psychic	48 Fire Punch
11 Sunny Day	30 Shadow Ball	49 Fury Cutter
12 Sweet Scent	31 Mud-Slap	50 Nightmare
13 Snore	32 Double Team	H.01 Cut
14 Blizzard	33 Ice Punch	H.02 Fly
15 Hyper Beam	34 Swagger	H.03 Surf
16 Icy Wind	35 Sleep Talk	H.04 Strength
17 Protect	36 Sludge Bomb	H.05 RockSmash
18 Rain Dance	37 Sandstorm	H.06 Whirlpool
19 Giga Drain	38 Fire Blast	H.07 Waterfall

### Base Stats



Tutor Moves:  
N/A

Bug

Steel

Egg Moves:  
N/A

#### Learnset:

1 - Quick Attack  
1 - Leer  
6 - Focus Energy  
12 - Pursuit  
18 - False Swipe  
24 - Agility  
30 - Wing Attack  
36 - Slash  
42 - Swords Dance  
50 - Double Team

#### How to obtain:

Silent Hills, Route 120

Fishgroup:  
N/A  
Headbutt:  
N/A

Can be bred from Moibelle or Belledam



Level 28



#### Egg groups:

Ground

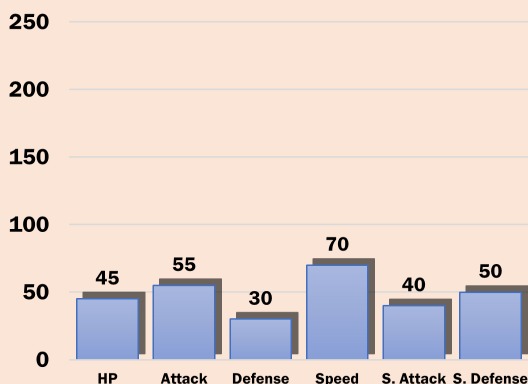
#### Wild held item:

N/A

#### Learnable TMs and HMs:

## #213 Moibelle

### Base Stats



#### Tutor Moves:

TB

Dark

#### Egg Moves:

Spite  
Hypnosis  
Amnesia

#### Learnset:

1 - Scratch  
1 - Growl  
7 - Pursuit  
10 - Bite  
12 - Heal Bell  
18 - Coin Hurl  
23 - Fury Swipes  
29 - Faint Attack  
34 - Sweet Kiss  
40 - Slash  
45 - Attract


01 Dynamicpunch	20 Endure	39 Swift
02 Headbutt	21 Frustration	40 Defense Curl
03 Curse	22 SolarBeam	41 ThunderPunch
04 Rollout	23 Iron Tail	42 Dream Eater
05 Roar	24 DragonBreath	43 Detect
06 Toxic	25 Thunder	44 Rest
07 Zap Cannon	26 Earthquake	45 Attract
08 Flash	27 Return	46 Thief
09 Psych Up	28 Dig	47 Steel Wing
10 Hidden Power	29 Psychic	48 Fire Punch
11 Sunny Day	30 Shadow Ball	49 Fury Cutter
12 Sweet Scent	31 Mud-Slap	50 Nightmare
13 Snore	32 Double Team	H.01 Cut
14 Blizzard	33 Ice Punch	H.02 Fly
15 Hyper Beam	34 Swagger	H.03 Surf
16 Icy Wind	35 Sleep Talk	H.04 Strength
17 Protect	36 Sludge Bomb	H.05 RockSmash
18 Rain Dance	37 Sandstorm	H.06 Whirlpool
19 Giga Drain	38 Fire Blast	H.07 Waterfall

#### How to obtain:

Motobu Path

Fishgroup:  
N/A  
Headbutt:  
N/A

Evolve from Moibelle



#### Egg groups:

Ground

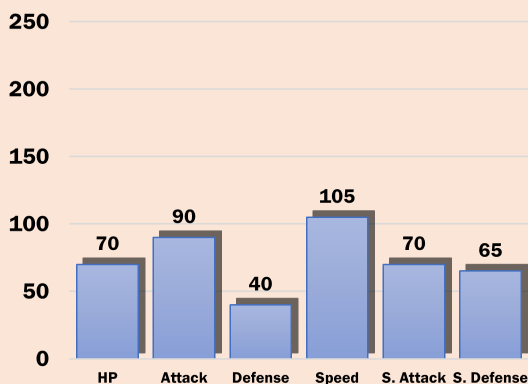
#### Wild held item:

N/A

#### Learnable TMs and HMs:

## #214 Belledam

### Base Stats



#### Tutor Moves:

TB

Dark

#### Egg Moves:

N/A

#### Learnset:

1 - Scratch  
1 - Growl  
7 - Pursuit  
10 - Bite  
12 - Heal Bell  
18 - Coin Hurl  
23 - Fury Swipes  
31 - Faint Attack  
39 - Sweet Kiss  
47 - Slash  
56 - Attract

01 Dynamicpunch	20 Endure	39 Swift
02 Headbutt	21 Frustration	40 Defense Curl
03 Curse	22 SolarBeam	41 ThunderPunch
04 Rollout	23 Iron Tail	42 Dream Eater
05 Roar	24 DragonBreath	43 Detect
06 Toxic	25 Thunder	44 Rest
07 Zap Cannon	26 Earthquake	45 Attract
08 Flash	27 Return	46 Thief
09 Psych Up	28 Dig	47 Steel Wing
10 Hidden Power	29 Psychic	48 Fire Punch
11 Sunny Day	30 Shadow Ball	49 Fury Cutter
12 Sweet Scent	31 Mud-Slap	50 Nightmare
13 Snore	32 Double Team	H.01 Cut
14 Blizzard	33 Ice Punch	H.02 Fly
15 Hyper Beam	34 Swagger	H.03 Surf
16 Icy Wind	35 Sleep Talk	H.04 Strength
17 Protect	36 Sludge Bomb	H.05 RockSmash
18 Rain Dance	37 Sandstorm	H.06 Whirlpool
19 Giga Drain	38 Fire Blast	H.07 Waterfall



#### How to obtain:

Route 110, Route 112

Fishgroup:  
N/A  
Headbutt:  
N/A

Can be bred from Sneasel



#### Egg groups:

Ground

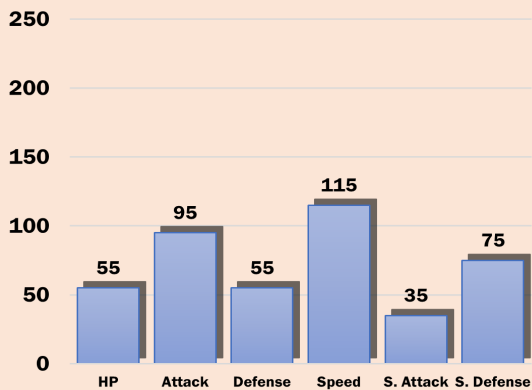
#### Wild held item:

Quick Claw

#### Learnable TMs and HMs:

## #215 Sneasel

### Base Stats



#### Tutor Moves:

IB

Dark

#### Egg Moves:

Counter  
Spite  
Foresight  
Reflect  
Bite

#### Learnset:

1 - Scratch  
1 - Leer  
9 - Quick Attack  
17 - Detect  
25 - Faint Attack  
33 - Fury Swipes  
41 - Agility  
49 - Pursuit  
57 - Beat Up  
65 - Slash

01 Dynamicpunch	20 Endure	39 Swift
02 Headbutt	21 Frustration	40 Defense Curl
03 Curse	22 SolarBeam	41 ThunderPunch
04 Rollout	23 Iron Tail	42 Dream Eater
05 Roar	24 DragonBreath	43 Detect
06 Toxic	25 Thunder	44 Rest
07 Zap Cannon	26 Earthquake	45 Attract
08 Flash	27 Return	46 Thief
09 Psych Up	28 Dig	47 Steel Wing
10 Hidden Power	29 Psychic	48 Fire Punch
11 Sunny Day	30 Shadow Ball	49 Fury Cutter
12 Sweet Scent	31 Mud-Slap	50 Nightmare
13 Snore	32 Double Team	H.01 Cut
14 Blizzard	33 Ice Punch	H.02 Fly
15 Hyper Beam	34 Swagger	H.03 Surf
16 Icy Wind	35 Sleep Talk	H.04 Strength
17 Protect	36 Sludge Bomb	H.05 RockSmash
18 Rain Dance	37 Sandstorm	H.06 Whirlpool
19 Giga Drain	38 Fire Blast	H.07 Waterfall

#### How to obtain:

Deepwater Passage East Cavern

Fishgroup:  
Water 8  
Headbutt:  
N/A

Can be bred from Qwilfish or Kazappelin



Level 30



#### Egg groups:

Water 2

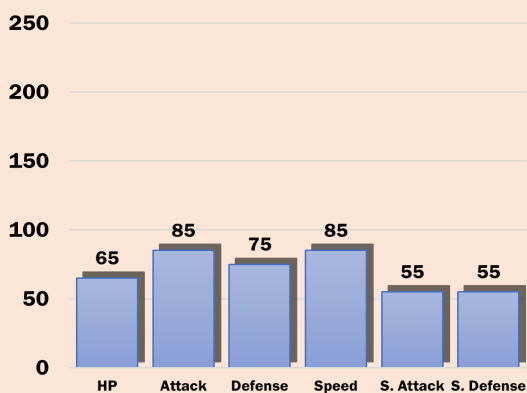
#### Wild held item:

N/A

#### Learnable TMs and HMs:

## #216 Qwilfish

### Base Stats



#### Tutor Moves:

TB IB

Water

#### Egg Moves:

Flail  
Haze  
Bubblebeam  
Supersonic  
Thunderbolt

#### Learnset:

1 - Spikes  
1 - Tackle  
1 - Poison Sting  
10 - Water Gun  
12 - Thunder Wave  
19 - Selfdestruct  
28 - Pin Missile  
35 - Smokescreen  
46 - Hydro Pump


01 Dynamicpunch	20 Endure	39 Swift
02 Headbutt	21 Frustration	40 Defense Curl
03 Curse	22 SolarBeam	41 ThunderPunch
04 Rollout	23 Iron Tail	42 Dream Eater
05 Roar	24 DragonBreath	43 Detect
06 Toxic	25 Thunder	44 Rest
07 Zap Cannon	26 Earthquake	45 Attract
08 Flash	27 Return	46 Thief
09 Psych Up	28 Dig	47 Steel Wing
10 Hidden Power	29 Psychic	48 Fire Punch
11 Sunny Day	30 Shadow Ball	49 Fury Cutter
12 Sweet Scent	31 Mud-Slap	50 Nightmare
13 Snore	32 Double Team	H.01 Cut
14 Blizzard	33 Ice Punch	H.02 Fly
15 Hyper Beam	34 Swagger	H.03 Surf
16 Icy Wind	35 Sleep Talk	H.04 Strength
17 Protect	36 Sludge Bomb	H.05 RockSmash
18 Rain Dance	37 Sandstorm	H.06 Whirlpool
19 Giga Drain	38 Fire Blast	H.07 Waterfall

### How to obtain:

No wild encounters

Fishgroup:  
Water 8  
Headbutt:  
N/A

Evolve from Qwilfish



## #217 Kazappelin

### Egg groups:

Water 2

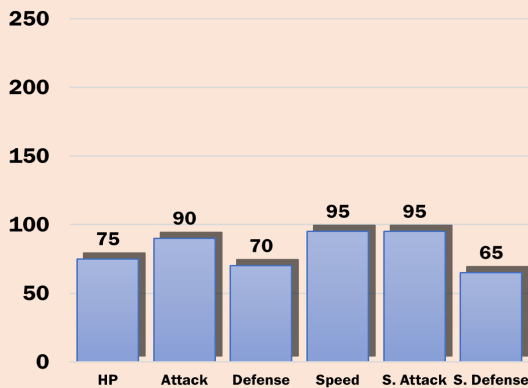
### Wild held item:

N/A

### Learnable TMs and HMs:

01 Dynamicpunch	20 Endure	39 Swift
02 Headbutt	21 Frustration	40 Defense Curl
03 Curse	22 SolarBeam	41 ThunderPunch
04 Rollout	23 Iron Tail	42 Dream Eater
05 Roar	24 DragonBreath	43 Detect
06 Toxic	25 Thunder	44 Rest
07 Zap Cannon	26 Earthquake	45 Attract
08 Flash	27 Return	46 Thief
09 Psych Up	28 Dig	47 Steel Wing
10 Hidden Power	29 Psychic	48 Fire Punch
11 Sunny Day	30 Shadow Ball	49 Fury Cutter
12 Sweet Scent	31 Mud-Slap	50 Nightmare
13 Snore	32 Double Team	H.01 Cut
14 Blizzard	33 Ice Punch	H.02 Fly
15 Hyper Beam	34 Swagger	H.03 Surf
16 Icy Wind	35 Sleep Talk	H.04 Strength
17 Protect	36 Sludge Bomb	H.05 RockSmash
18 Rain Dance	37 Sandstorm	H.06 Whirlpool
19 Giga Drain	38 Fire Blast	H.07 Waterfall

### Base Stats



### Tutor Moves:

TB IB

Water

Electric

Egg Moves:  
N/A

### Learnset:


- 1 - Spikes
- 1 - Tackle
- 1 - Poison Sting
- 10 - Water Gun
- 12 - Thunder Wave
- 19 - Selfdestruct
- 28 - Pin Missile
- 37 - Smokescreen
- 48 - Hydro Pump
- 50 - Thunderbolt

### How to obtain:

No wild encounters

Fishgroup:  
N/A  
Headbutt:  
N/A

Can be bred from Meowth or Persian. Chance of hatching from either Egg given by Prof. Oak's Aide or Day-Care Man



## #218 Coinpur

### Egg groups:

N/A

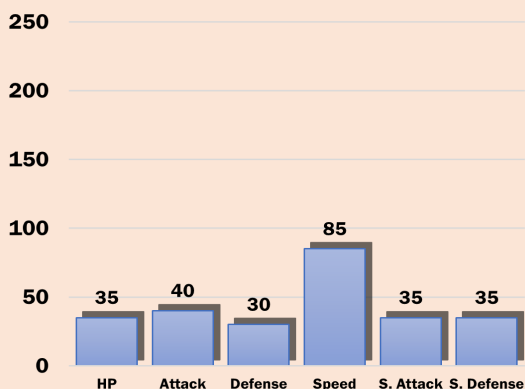
### Wild held item:

N/A

### Learnable TMs and HMs:

01 Dynamicpunch	20 Endure	39 Swift
02 Headbutt	21 Frustration	40 Defense Curl
03 Curse	22 SolarBeam	41 ThunderPunch
04 Rollout	23 Iron Tail	42 Dream Eater
05 Roar	24 DragonBreath	43 Detect
06 Toxic	25 Thunder	44 Rest
07 Zap Cannon	26 Earthquake	45 Attract
08 Flash	27 Return	46 Thief
09 Psych Up	28 Dig	47 Steel Wing
10 Hidden Power	29 Psychic	48 Fire Punch
11 Sunny Day	30 Shadow Ball	49 Fury Cutter
12 Sweet Scent	31 Mud-Slap	50 Nightmare
13 Snore	32 Double Team	H.01 Cut
14 Blizzard	33 Ice Punch	H.02 Fly
15 Hyper Beam	34 Swagger	H.03 Surf
16 Icy Wind	35 Sleep Talk	H.04 Strength
17 Protect	36 Sludge Bomb	H.05 RockSmash
18 Rain Dance	37 Sandstorm	H.06 Whirlpool
19 Giga Drain	38 Fire Blast	H.07 Waterfall

### Base Stats



### Tutor Moves:

TB

Normal

Egg Moves:  
Spite  
Hypnosis  
Amnesia

### Learnset:


- 1 - Scratch
- 1 - Growl
- 7 - Bite
- 13 - Pay Day
- 19 - Fury Swipes
- 25 - Faint Attack
- 31 - Coin Hurl
- 37 - Screech
- 43 - Slash

#### How to obtain:

Urasoe Trail, Kume Point, Weathered Trail

Fishgroup:  
N/A  
Headbutt:  
N/A

Evolve from Farfetch'd



## #219 Luxwan

#### Egg groups:

Flying, Ground

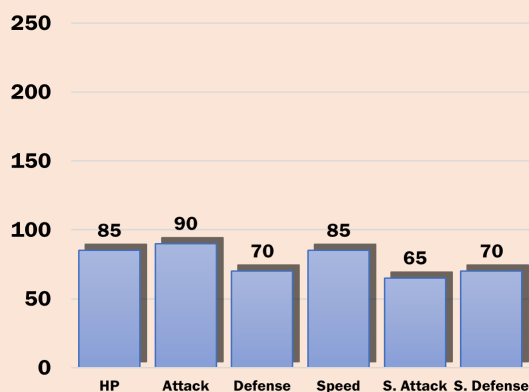
#### Wild held item:

N/A

#### Learnable TMs and HMs:

01 Dynamicpunch	20 Endure	39 Swift
02 Headbutt	21 Frustration	40 Defense Curl
03 Curse	22 SolarBeam	41 ThunderPunch
04 Rollout	23 Iron Tail	42 Dream Eater
05 Roar	24 DragonBreath	43 Detect
06 Toxic	25 Thunder	44 Rest
07 Zap Cannon	26 Earthquake	45 Attract
08 Flash	27 Return	46 Thief
09 Psych Up	28 Dig	47 Steel Wing
10 Hidden Power	29 Psychic	48 Fire Punch
11 Sunny Day	30 Shadow Ball	49 Fury Cutter
12 Sweet Scent	31 Mud-Slap	50 Nightmare
13 Snore	32 Double Team	H.01 Cut
14 Blizzard	33 Ice Punch	H.02 Fly
15 Hyper Beam	34 Swagger	H.03 Surf
16 Icy Wind	35 Sleep Talk	H.04 Strength
17 Protect	36 Sludge Bomb	H.05 RockSmash
18 Rain Dance	37 Sandstorm	H.06 Whirlpool
19 Giga Drain	38 Fire Blast	H.07 Waterfall

### Base Stats



#### Tutor Moves:

N/A

Normal

Flying

#### Egg Moves:

N/A

#### Learnset:


1 - Peck  
9 - Sand Attack  
15 - Leer  
17 - Gust  
21 - Fury Attack  
26 - Wing Attack  
28 - Swords Dance  
33 - Agility  
39 - Slash  
46 - False Swipe  
58 - Sky Attack

#### How to obtain:

5 Floor Tower

Fishgroup:  
N/A  
Headbutt:  
N/A

Can be bred from Stromen or Phandarin



Level 29

## #220 Stromen

#### Egg groups:

Indeterminate

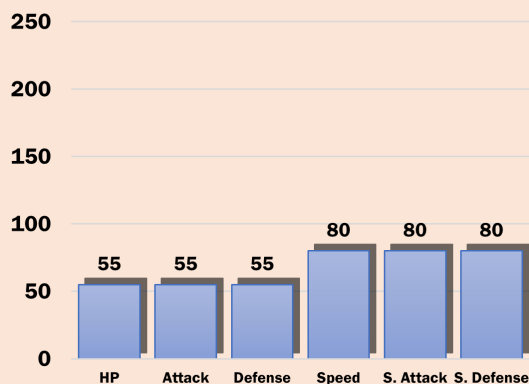
#### Wild held item:

Spell Tag

#### Learnable TMs and HMs:

01 Dynamicpunch	20 Endure	39 Swift
02 Headbutt	21 Frustration	40 Defense Curl
03 Curse	22 SolarBeam	41 ThunderPunch
04 Rollout	23 Iron Tail	42 Dream Eater
05 Roar	24 DragonBreath	43 Detect
06 Toxic	25 Thunder	44 Rest
07 Zap Cannon	26 Earthquake	45 Attract
08 Flash	27 Return	46 Thief
09 Psych Up	28 Dig	47 Steel Wing
10 Hidden Power	29 Psychic	48 Fire Punch
11 Sunny Day	30 Shadow Ball	49 Fury Cutter
12 Sweet Scent	31 Mud-Slap	50 Nightmare
13 Snore	32 Double Team	H.01 Cut
14 Blizzard	33 Ice Punch	H.02 Fly
15 Hyper Beam	34 Swagger	H.03 Surf
16 Icy Wind	35 Sleep Talk	H.04 Strength
17 Protect	36 Sludge Bomb	H.05 RockSmash
18 Rain Dance	37 Sandstorm	H.06 Whirlpool
19 Giga Drain	38 Fire Blast	H.07 Waterfall

### Base Stats



#### Tutor Moves:

FT TB

Ghost

#### Egg Moves:

Screech  
Destiny Bond

#### Learnset:


1 - Growl  
1 - Tackle  
1 - Psywave  
6 - Spite  
11 - Confuse Ray  
15 - Curse  
19 - Mean Look  
25 - Psybeam  
30 - Body Slam  
36 - Pain Split  
42 - Perish Song  
46 - Take Down

### How to obtain:

Isen Lab

Fishgroup:  
N/A  
Headbutt:  
N/A

Evolve from Stromen



## #221 Phandarin

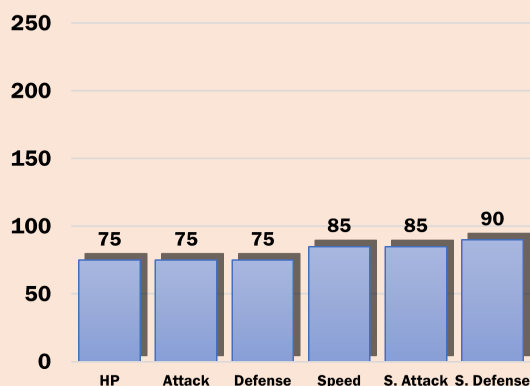
Egg groups:  
Indeterminate

Wild held item:  
N/A

### Learnable TMs and HMs:

01 Dynamicpunch	20 Endure	39 Swift
02 Headbutt	21 Frustration	40 Defense Curl
03 Curse	22 SolarBeam	41 ThunderPunch
04 Rollout	23 Iron Tail	42 Dream Eater
05 Roar	24 DragonBreath	43 Detect
06 Toxic	25 Thunder	44 Rest
07 Zap Cannon	26 Earthquake	45 Attract
08 Flash	27 Return	46 Thief
09 Psych Up	28 Dig	47 Steel Wing
10 Hidden Power	29 Psychic	48 Fire Punch
11 Sunny Day	30 Shadow Ball	49 Fury Cutter
12 Sweet Scent	31 Mud-Slap	50 Nightmare
13 Snore	32 Double Team	H.01 Cut
14 Blizzard	33 Ice Punch	H.02 Fly
15 Hyper Beam	34 Swagger	H.03 Surf
16 Icy Wind	35 Sleep Talk	H.04 Strength
17 Protect	36 Sludge Bomb	H.05 RockSmash
18 Rain Dance	37 Sandstorm	H.06 Whirlpool
19 Giga Drain	38 Fire Blast	H.07 Waterfall

### Base Stats



### Tutor Moves:

FT TB

Ghost

Egg Moves:  
N/A

### Learnset:

1 - Growl  
1 - Tackle  
1 - Psywave  
7 - Spite  
14 - Confuse Ray  
19 - Curse  
21 - Mean Look  
27 - Psybeam  
32 - Body Slam  
39 - Pain Split  
45 - Perish Song  
49 - Take Down

### How to obtain:

No wild encounters

Fishgroup:  
N/A  
Headbutt:  
N/A

Can be bred from Growlithe or Arcanine, Chance of hatching from either Egg given by Prof. Oak's Aide or Day-Care Man



## #222 Pupperon

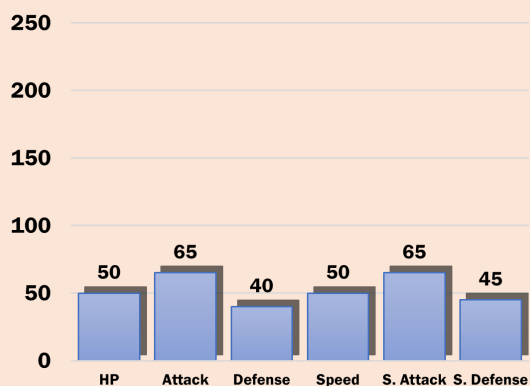
Egg groups:  
N/A

Wild held item:  
N/A

### Learnable TMs and HMs:

01 Dynamicpunch	20 Endure	39 Swift
02 Headbutt	21 Frustration	40 Defense Curl
03 Curse	22 SolarBeam	41 ThunderPunch
04 Rollout	23 Iron Tail	42 Dream Eater
05 Roar	24 DragonBreath	43 Detect
06 Toxic	25 Thunder	44 Rest
07 Zap Cannon	26 Earthquake	45 Attract
08 Flash	27 Return	46 Thief
09 Psych Up	28 Dig	47 Steel Wing
10 Hidden Power	29 Psychic	48 Fire Punch
11 Sunny Day	30 Shadow Ball	49 Fury Cutter
12 Sweet Scent	31 Mud-Slap	50 Nightmare
13 Snore	32 Double Team	H.01 Cut
14 Blizzard	33 Ice Punch	H.02 Fly
15 Hyper Beam	34 Swagger	H.03 Surf
16 Icy Wind	35 Sleep Talk	H.04 Strength
17 Protect	36 Sludge Bomb	H.05 RockSmash
18 Rain Dance	37 Sandstorm	H.06 Whirlpool
19 Giga Drain	38 Fire Blast	H.07 Waterfall

### Base Stats



### Tutor Moves:

FT

Fire

Egg Moves:  
Body Slam  
Safeguard  
Crunch  
Thrash  
Fire Spin

### Learnset:

1 - Bite  
1 - Roar  
7 - Ember  
15 - Leer  
22 - Take Down  
30 - Flame Wheel  
37 - Agility  
40 - Flamethrower




### How to obtain:


No wild encounters

Fishgroup:  
Water 7  
Headbutt:  
N/A

Can be bred from Remoraidd or Octillery



Level 25



#224 Octillery

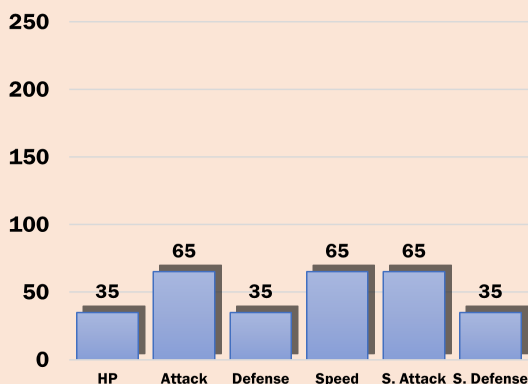
Egg groups:  
Water 1, Water 2

Wild held item:  
N/A

### Learnable TMs and HMs:

## #223 Remoraidd

### Base Stats



### Tutor Moves:

FT IB

Water

Egg Moves:  
Aurora Beam  
Octazooka  
Supersonic  
Haze  
Screech

### Learnset:

1 - Water Gun  
11 - Lock On  
22 - Psybeam  
22 - Aurora Beam  
22 - Bubblebeam  
33 - Focus Energy  
44 - Lock On  
55 - Zap Cannon

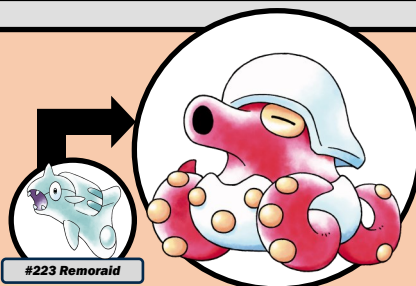
01 Dynamicpunch	20 Endure	39 Swift
02 Headbutt	21 Frustration	40 Defense Curl
03 Curse	22 SolarBeam	41 ThunderPunch
04 Rollout	23 Iron Tail	42 Dream Eater
05 Roar	24 DragonBreath	43 Detect
06 Toxic	25 Thunder	44 Rest
07 Zap Cannon	26 Earthquake	45 Attract
08 Flash	27 Return	46 Thief
09 Psych Up	28 Dig	47 Steel Wing
10 Hidden Power	29 Psychic	48 Fire Punch
11 Sunny Day	30 Shadow Ball	49 Fury Cutter
12 Sweet Scent	31 Mud-Slap	50 Nightmare
13 Snore	32 Double Team	H.01 Cut
14 Blizzard	33 Ice Punch	H.02 Fly
15 Hyper Beam	34 Swagger	H.03 Surf
16 Icy Wind	35 Sleep Talk	H.04 Strength
17 Protect	36 Sludge Bomb	H.05 RockSmash
18 Rain Dance	37 Sandstorm	H.06 Whirlpool
19 Giga Drain	38 Fire Blast	H.07 Waterfall

### How to obtain:

No wild encounters

Fishgroup:  
N/A  
Headbutt:  
N/A

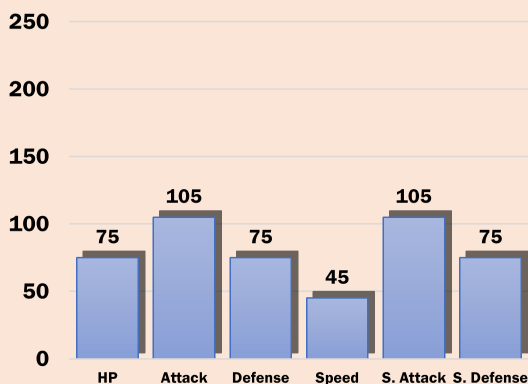
Evolve from Remoraidd



#223 Remoraidd

## #224 Octillery

### Base Stats



### Tutor Moves:

FT IB

Water

Egg Moves:  
N/A

### Learnset:

1 - Water Gun  
11 - Constrict  
22 - Psybeam  
22 - Aurora Beam  
25 - Octazooka  
38 - Focus Energy  
54 - Lock On  
70 - Zap Cannon

01 Dynamicpunch	20 Endure	39 Swift
02 Headbutt	21 Frustration	40 Defense Curl
03 Curse	22 SolarBeam	41 ThunderPunch
04 Rollout	23 Iron Tail	42 Dream Eater
05 Roar	24 DragonBreath	43 Detect
06 Toxic	25 Thunder	44 Rest
07 Zap Cannon	26 Earthquake	45 Attract
08 Flash	27 Return	46 Thief
09 Psych Up	28 Dig	47 Steel Wing
10 Hidden Power	29 Psychic	48 Fire Punch
11 Sunny Day	30 Shadow Ball	49 Fury Cutter
12 Sweet Scent	31 Mud-Slap	50 Nightmare
13 Snore	32 Double Team	H.01 Cut
14 Blizzard	33 Ice Punch	H.02 Fly
15 Hyper Beam	34 Swagger	H.03 Surf
16 Icy Wind	35 Sleep Talk	H.04 Strength
17 Protect	36 Sludge Bomb	H.05 RockSmash
18 Rain Dance	37 Sandstorm	H.06 Whirlpool
19 Giga Drain	38 Fire Blast	H.07 Waterfall

Egg groups:  
Water 1, Water 2

Wild held item:  
N/A

### Learnable TMs and HMs:

#### How to obtain:

Deepwater Passage

Fishgroup:  
N/A  
Headbutt:  
N/A

Can be bred from Delibird



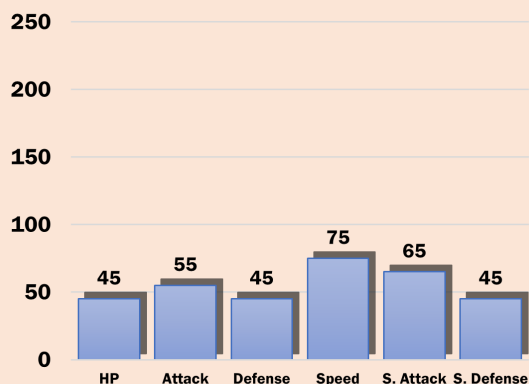
Egg groups:  
Water 1, Ground

Wild held item:  
Silver Leaf

#### Learnable TMs and HMs:

## #225 Delibird

### Base Stats



#### Tutor Moves:

IB

Water

Ice

Egg Moves:  
Aurora Beam  
Quick Attack  
Future Sight  
Splash  
Rapid Spin

#### Learnset:

1 - Present


01 Dynamicpunch	20 Endure	39 Swift
02 Headbutt	21 Frustration	40 Defense Curl
03 Curse	22 SolarBeam	41 ThunderPunch
04 Rollout	23 Iron Tail	42 Dream Eater
05 Roar	24 DragonBreath	43 Detect
06 Toxic	25 Thunder	44 Rest
07 Zap Cannon	26 Earthquake	45 Attract
08 Flash	27 Return	46 Thief
09 Psych Up	28 Dig	47 Steel Wing
10 Hidden Power	29 Psychic	48 Fire Punch
11 Sunny Day	30 Shadow Ball	49 Fury Cutter
12 Sweet Scent	31 Mud-Slap	50 Nightmare
13 Snore	32 Double Team	H.01 Cut
14 Blizzard	33 Ice Punch	H.02 Fly
15 Hyper Beam	34 Swagger	H.03 Surf
16 Icy Wind	35 Sleep Talk	H.04 Strength
17 Protect	36 Sludge Bomb	H.05 RockSmash
18 Rain Dance	37 Sandstorm	H.06 Whirlpool
19 Giga Drain	38 Fire Blast	H.07 Waterfall

#### How to obtain:

Route 111

Fishgroup:  
N/A  
Headbutt:  
N/A

Can be bred from Mantine



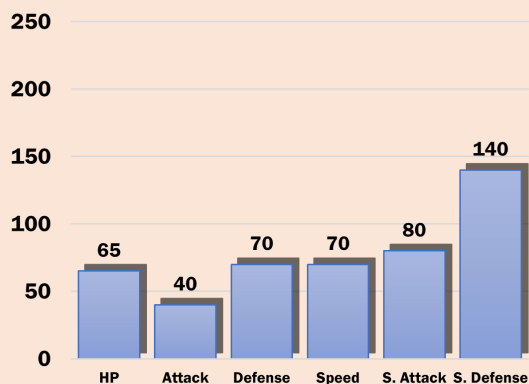
Egg groups:  
Water 1

Wild held item:  
Water Tail

#### Learnable TMs and HMs:

## #226 Mantine

### Base Stats



#### Tutor Moves:

IB

Water

Flying

Egg Moves:  
Twister  
Hydro Pump  
Haze  
Slam

#### Learnset:

1 - Tackle  
1 - Bubble  
10 - Supersonic  
18 - Bubblebeam  
25 - Take Down  
32 - Agility  
40 - Wing Attack  
49 - Confuse Ray

01 Dynamicpunch	20 Endure	39 Swift
02 Headbutt	21 Frustration	40 Defense Curl
03 Curse	22 SolarBeam	41 ThunderPunch
04 Rollout	23 Iron Tail	42 Dream Eater
05 Roar	24 DragonBreath	43 Detect
06 Toxic	25 Thunder	44 Rest
07 Zap Cannon	26 Earthquake	45 Attract
08 Flash	27 Return	46 Thief
09 Psych Up	28 Dig	47 Steel Wing
10 Hidden Power	29 Psychic	48 Fire Punch
11 Sunny Day	30 Shadow Ball	49 Fury Cutter
12 Sweet Scent	31 Mud-Slap	50 Nightmare
13 Snore	32 Double Team	H.01 Cut
14 Blizzard	33 Ice Punch	H.02 Fly
15 Hyper Beam	34 Swagger	H.03 Surf
16 Icy Wind	35 Sleep Talk	H.04 Strength
17 Protect	36 Sludge Bomb	H.05 RockSmash
18 Rain Dance	37 Sandstorm	H.06 Whirlpool
19 Giga Drain	38 Fire Blast	H.07 Waterfall

### How to obtain:

Route 114

Fishgroup:  
N/A  
Headbutt:  
N/A

Can be bred from Skarmory



### Egg groups:

Flying

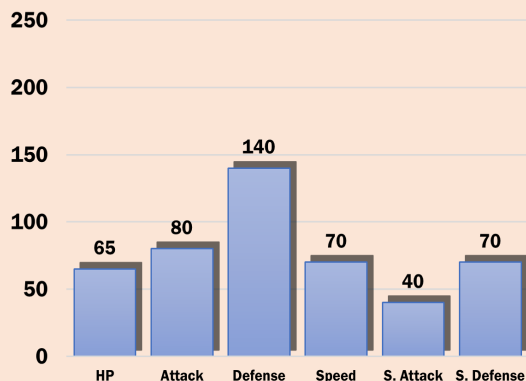
### Wild held item:

N/A

### Learnable TMs and HMs:

## #227 Skarmory

### Base Stats



### Tutor Moves:

N/A

Steel

Flying

### Egg Moves:

Drill Peck  
Pursuit  
Whirlwind  
Sky Attack

### Learnset:

1 - Leer  
1 - Peck  
13 - Sand Attack  
19 - Swift  
25 - Agility  
34 - Whirlwind  
37 - Mud Slap  
44 - Drill Peck  
49 - Steel Wing  
54 - Protect

01 Dynamicpunch	20 Endure	39 Swift
02 Headbutt	21 Frustration	40 Defense Curl
03 Curse	22 SolarBeam	41 ThunderPunch
04 Rollout	23 Iron Tail	42 Dream Eater
05 Roar	24 DragonBreath	43 Detect
06 Toxic	25 Thunder	44 Rest
07 Zap Cannon	26 Earthquake	45 Attract
08 Flash	27 Return	46 Thief
09 Psych Up	28 Dig	47 Steel Wing
10 Hidden Power	29 Psychic	48 Fire Punch
11 Sunny Day	30 Shadow Ball	49 Fury Cutter
12 Sweet Scent	31 Mud-Slap	50 Nightmare
13 Snore	32 Double Team	H.01 Cut
14 Blizzard	33 Ice Punch	H.02 Fly
15 Hyper Beam	34 Swagger	H.03 Surf
16 Icy Wind	35 Sleep Talk	H.04 Strength
17 Protect	36 Sludge Bomb	H.05 RockSmash
18 Rain Dance	37 Sandstorm	H.06 Whirlpool
19 Giga Drain	38 Fire Blast	H.07 Waterfall

### How to obtain:

Route 118

Fishgroup:  
N/A  
Headbutt:  
N/A

Can be bred from Houndour or Houndoom



Level 24



### Egg groups:

Ground

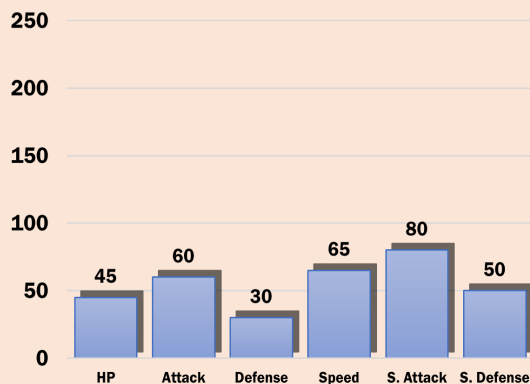
### Wild held item:

Charcoal

### Learnable TMs and HMs:

## #228 Houndour

### Base Stats



### Tutor Moves:

FT

Dark

Fire

### Egg Moves:

Fire Spin  
Rage  
Pursuit  
Counter  
Spite  
Reversal  
Beat Up

### Learnset:

1 - Leer  
1 - Ember  
7 - Roar  
13 - Smog  
20 - Bite  
27 - Faint Attack  
35 - Flamethrower  
43 - Crunch


01 Dynamicpunch	20 Endure	39 Swift
02 Headbutt	21 Frustration	40 Defense Curl
03 Curse	22 SolarBeam	41 ThunderPunch
04 Rollout	23 Iron Tail	42 Dream Eater
05 Roar	24 DragonBreath	43 Detect
06 Toxic	25 Thunder	44 Rest
07 Zap Cannon	26 Earthquake	45 Attract
08 Flash	27 Return	46 Thief
09 Psych Up	28 Dig	47 Steel Wing
10 Hidden Power	29 Psychic	48 Fire Punch
11 Sunny Day	30 Shadow Ball	49 Fury Cutter
12 Sweet Scent	31 Mud-Slap	50 Nightmare
13 Snore	32 Double Team	H.01 Cut
14 Blizzard	33 Ice Punch	H.02 Fly
15 Hyper Beam	34 Swagger	H.03 Surf
16 Icy Wind	35 Sleep Talk	H.04 Strength
17 Protect	36 Sludge Bomb	H.05 RockSmash
18 Rain Dance	37 Sandstorm	H.06 Whirlpool
19 Giga Drain	38 Fire Blast	H.07 Waterfall

#### How to obtain:

No wild encounters

Fishgroup:  
N/A  
Headbutt:  
N/A

Evolve from Houndour



## #229 Houndoom

#### Egg groups:

Ground

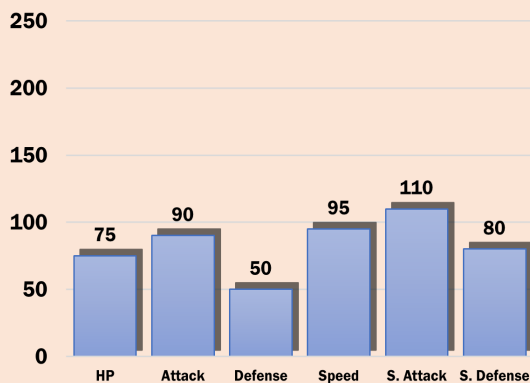
#### Wild held item:

N/A

#### Learnable TMs and HMs:

01 Dynamicpunch	20 Endure	39 Swift
02 Headbutt	21 Frustration	40 Defense Curl
03 Curse	22 SolarBeam	41 ThunderPunch
04 Rollout	23 Iron Tail	42 Dream Eater
05 Roar	24 DragonBreath	43 Detect
06 Toxic	25 Thunder	44 Rest
07 Zap Cannon	26 Earthquake	45 Attract
08 Flash	27 Return	46 Thief
09 Psych Up	28 Dig	47 Steel Wing
10 Hidden Power	29 Psychic	48 Fire Punch
11 Sunny Day	30 Shadow Ball	49 Fury Cutter
12 Sweet Scent	31 Mud-Slap	50 Nightmare
13 Snore	32 Double Team	H.01 Cut
14 Blizzard	33 Ice Punch	H.02 Fly
15 Hyper Beam	34 Swagger	H.03 Surf
16 Icy Wind	35 Sleep Talk	H.04 Strength
17 Protect	36 Sludge Bomb	H.05 RockSmash
18 Rain Dance	37 Sandstorm	H.06 Whirlpool
19 Giga Drain	38 Fire Blast	H.07 Waterfall

### Base Stats



#### Tutor Moves:

FT

Dark

Fire

Egg Moves:  
N/A

#### Learnset:


1 - Leer  
1 - Ember  
7 - Roar  
13 - Smog  
20 - Bite  
30 - Faint Attack  
41 - Flamethrower  
52 - Crunch

#### How to obtain:

No wild encounters

Fishgroup:  
N/A  
Headbutt:  
N/A

Evolve from Seadra



## #230 Kingdra

#### Egg groups:

Water 1, Dragon

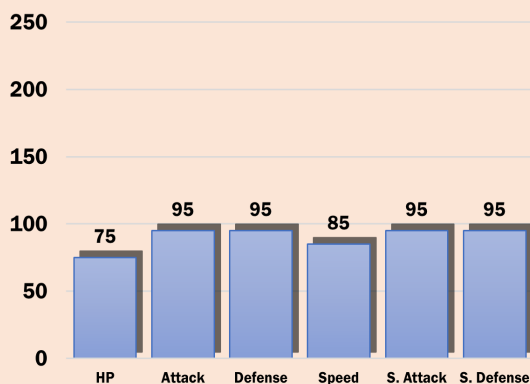
#### Wild held item:

N/A

#### Learnable TMs and HMs:

01 Dynamicpunch	20 Endure	39 Swift
02 Headbutt	21 Frustration	40 Defense Curl
03 Curse	22 SolarBeam	41 ThunderPunch
04 Rollout	23 Iron Tail	42 Dream Eater
05 Roar	24 DragonBreath	43 Detect
06 Toxic	25 Thunder	44 Rest
07 Zap Cannon	26 Earthquake	45 Attract
08 Flash	27 Return	46 Thief
09 Psych Up	28 Dig	47 Steel Wing
10 Hidden Power	29 Psychic	48 Fire Punch
11 Sunny Day	30 Shadow Ball	49 Fury Cutter
12 Sweet Scent	31 Mud-Slap	50 Nightmare
13 Snore	32 Double Team	H.01 Cut
14 Blizzard	33 Ice Punch	H.02 Fly
15 Hyper Beam	34 Swagger	H.03 Surf
16 Icy Wind	35 Sleep Talk	H.04 Strength
17 Protect	36 Sludge Bomb	H.05 RockSmash
18 Rain Dance	37 Sandstorm	H.06 Whirlpool
19 Giga Drain	38 Fire Blast	H.07 Waterfall

### Base Stats



#### Tutor Moves:

IB

Water

Dragon

Egg Moves:  
N/A

#### Learnset:

1 - Bubble  
1 - Smokescreen  
1 - Leer  
1 - Water Gun  
8 - Smokescreen  
15 - Leer  
22 - Water Gun  
29 - Twister  
40 - Agility  
51 - Hydro Pump




#### How to obtain:


Route 108, Route 109, Magma Shaft, Charred Summit

Fishgroup:  
N/A  
Headbutt:  
N/A

Can be bred from Phanpy or Donphan



Level 25



#232 Donphan

#### Egg groups:

Ground

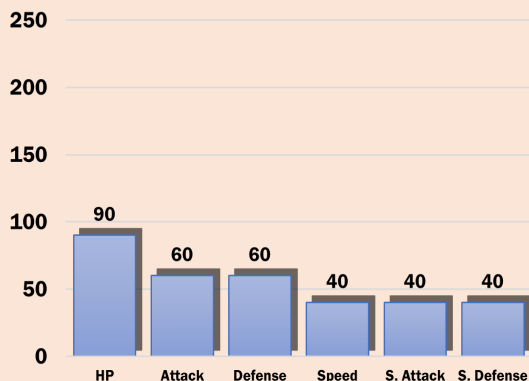
#### Wild held item:

N/A

#### Learnable TMs and HMs:

## #231 Phanpy

### Base Stats



Tutor Moves:  
N/A

Ground

Egg Moves:  
Focus Energy  
Body Slam  
Ancientpower  
Water Gun

#### Learnset:

1 - Tackle  
1 - Growl  
9 - Defense Curl  
17 - Body Slam  
25 - Take Down  
33 - Rollout  
41 - Endure  
49 - Double Edge

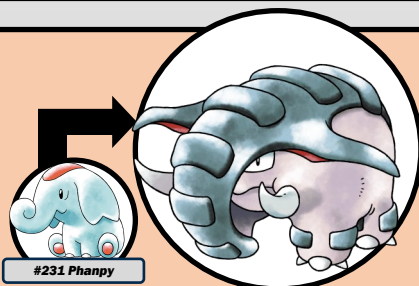
01 Dynamicpunch	20 Endure	39 Swift
02 Headbutt	21 Frustration	40 Defense Curl
03 Curse	22 SolarBeam	41 ThunderPunch
04 Rollout	23 Iron Tail	42 Dream Eater
05 Roar	24 DragonBreath	43 Detect
06 Toxic	25 Thunder	44 Rest
07 Zap Cannon	26 Earthquake	45 Attract
08 Flash	27 Return	46 Thief
09 Psych Up	28 Dig	47 Steel Wing
10 Hidden Power	29 Psychic	48 Fire Punch
11 Sunny Day	30 Shadow Ball	49 Fury Cutter
12 Sweet Scent	31 Mud-Slap	50 Nightmare
13 Snore	32 Double Team	H.01 Cut
14 Blizzard	33 Ice Punch	H.02 Fly
15 Hyper Beam	34 Swagger	H.03 Surf
16 Icy Wind	35 Sleep Talk	H.04 Strength
17 Protect	36 Sludge Bomb	H.05 RockSmash
18 Rain Dance	37 Sandstorm	H.06 Whirlpool
19 Giga Drain	38 Fire Blast	H.07 Waterfall

#### How to obtain:

Magma Shaft, Charred Summit

Fishgroup:  
N/A  
Headbutt:  
N/A

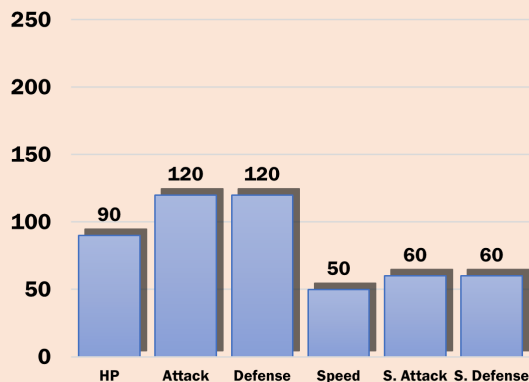
Evolve from Phanpy



#231 Phanpy

## #232 Donphan

### Base Stats



Tutor Moves:  
N/A

Ground

Egg Moves:  
N/A

#### Learnset:

1 - Horn Attack  
1 - Growl  
9 - Defense Curl  
17 - Body Slam  
25 - Fury Attack  
33 - Rollout  
41 - Rapid Spin  
49 - Earthquake

#### Egg groups:

Ground

#### Wild held item:

N/A

#### Learnable TMs and HMs:

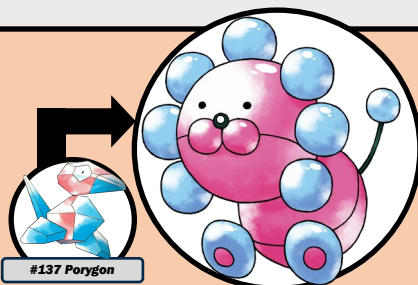
01 Dynamicpunch	20 Endure	39 Swift
02 Headbutt	21 Frustration	40 Defense Curl
03 Curse	22 SolarBeam	41 ThunderPunch
04 Rollout	23 Iron Tail	42 Dream Eater
05 Roar	24 DragonBreath	43 Detect
06 Toxic	25 Thunder	44 Rest
07 Zap Cannon	26 Earthquake	45 Attract
08 Flash	27 Return	46 Thief
09 Psych Up	28 Dig	47 Steel Wing
10 Hidden Power	29 Psychic	48 Fire Punch
11 Sunny Day	30 Shadow Ball	49 Fury Cutter
12 Sweet Scent	31 Mud-Slap	50 Nightmare
13 Snore	32 Double Team	H.01 Cut
14 Blizzard	33 Ice Punch	H.02 Fly
15 Hyper Beam	34 Swagger	H.03 Surf
16 Icy Wind	35 Sleep Talk	H.04 Strength
17 Protect	36 Sludge Bomb	H.05 RockSmash
18 Rain Dance	37 Sandstorm	H.06 Whirlpool
19 Giga Drain	38 Fire Blast	H.07 Waterfall

### How to obtain:

No wild encounters

Fishgroup:  
N/A  
Headbutt:  
N/A

Evolve from Porygon



## #233 Porygon 2

### Egg groups:

Mineral

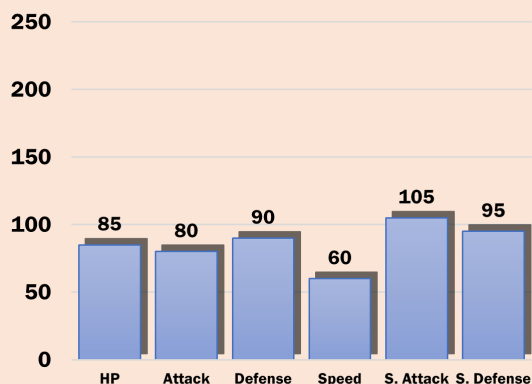
### Wild held item:

N/A

### Learnable TMs and HMs:

01 Dynamicpunch	20 Endure	39 Swift
02 Headbutt	21 Frustration	40 Defense Curl
03 Curse	22 SolarBeam	41 ThunderPunch
04 Rollout	23 Iron Tail	42 Dream Eater
05 Roar	24 DragonBreath	43 Detect
06 Toxic	25 Thunder	44 Rest
07 Zap Cannon	26 Earthquake	45 Attract
08 Flash	27 Return	46 Thief
09 Psych Up	28 Dig	47 Steel Wing
10 Hidden Power	29 Psychic	48 Fire Punch
11 Sunny Day	30 Shadow Ball	49 Fury Cutter
12 Sweet Scent	31 Mud-Slap	50 Nightmare
13 Snore	32 Double Team	H.01 Cut
14 Blizzard	33 Ice Punch	H.02 Fly
15 Hyper Beam	34 Swagger	H.03 Surf
16 Icy Wind	35 Sleep Talk	H.04 Strength
17 Protect	36 Sludge Bomb	H.05 RockSmash
18 Rain Dance	37 Sandstorm	H.06 Whirlpool
19 Giga Drain	38 Fire Blast	H.07 Waterfall

### Base Stats



### Tutor Moves:

TB IB

Normal

Egg Moves:  
N/A

### Learnset:

- 1 - Conversion2
- 1 - Tackle
- 1 - Conversion
- 9 - Agility
- 12 - Psybeam
- 20 - Recover
- 24 - Defense Curl
- 32 - Lock On
- 36 - Tri Attack
- 44 - Zap Cannon

### How to obtain:

No wild encounters

Fishgroup:  
N/A  
Headbutt:  
N/A

Can be bred from Mr.Mime, Chance of hatching from either Egg given by Prof. Oak's Aide or Day-Care Man



## #234 Ballerine

### Egg groups:

N/A

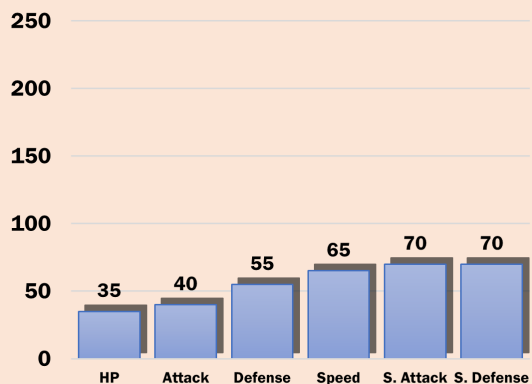
### Wild held item:

N/A

### Learnable TMs and HMs:

01 Dynamicpunch	20 Endure	39 Swift
02 Headbutt	21 Frustration	40 Defense Curl
03 Curse	22 SolarBeam	41 ThunderPunch
04 Rollout	23 Iron Tail	42 Dream Eater
05 Roar	24 DragonBreath	43 Detect
06 Toxic	25 Thunder	44 Rest
07 Zap Cannon	26 Earthquake	45 Attract
08 Flash	27 Return	46 Thief
09 Psych Up	28 Dig	47 Steel Wing
10 Hidden Power	29 Psychic	48 Fire Punch
11 Sunny Day	30 Shadow Ball	49 Fury Cutter
12 Sweet Scent	31 Mud-Slap	50 Nightmare
13 Snore	32 Double Team	H.01 Cut
14 Blizzard	33 Ice Punch	H.02 Fly
15 Hyper Beam	34 Swagger	H.03 Surf
16 Icy Wind	35 Sleep Talk	H.04 Strength
17 Protect	36 Sludge Bomb	H.05 RockSmash
18 Rain Dance	37 Sandstorm	H.06 Whirlpool
19 Giga Drain	38 Fire Blast	H.07 Waterfall

### Base Stats



### Tutor Moves:

TB

Psychic

Egg Moves:  
Future Sight  
Hypnosis  
Mimic

### Learnset:

- 1 - Barrier
- 6 - Confusion
- 9 - Substitute
- 13 - Meditate
- 17 - Doubleslap
- 21 - Light Screen
- 22 - Reflect
- 27 - Encore
- 30 - Psybeam
- 35 - Baton Pass
- 40 - Safeguard

#### How to obtain:

Sanskrit Ruins Outside

Fishgroup:  
N/A

Headbutt:  
N/A

Can be bred from Smeargle



#### Egg groups:

Ground

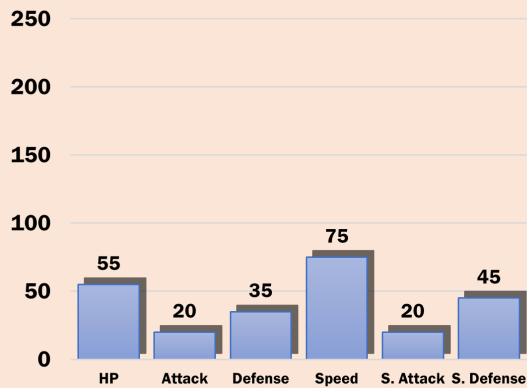
#### Wild held item:

N/A

#### Learnable TMs and HMs:

## #235 Smeargle

### Base Stats



Tutor Moves:  
N/A

Normal

Egg Moves:  
N/A

#### Learnset:

1 - Sketch  
11 - Sketch  
21 - Sketch  
31 - Sketch  
41 - Sketch  
51 - Sketch  
61 - Sketch  
71 - Sketch  
81 - Sketch  
91 - Sketch

01 Dynamicpunch	20 Endure	39 Swift
02 Headbutt	21 Frustration	40 Defense Curl
03 Curse	22 SolarBeam	41 ThunderPunch
04 Rollout	23 Iron Tail	42 Dream Eater
05 Roar	24 DragonBreath	43 Detect
06 Toxic	25 Thunder	44 Rest
07 Zap Cannon	26 Earthquake	45 Attract
08 Flash	27 Return	46 Thief
09 Psych Up	28 Dig	47 Steel Wing
10 Hidden Power	29 Psychic	48 Fire Punch
11 Sunny Day	30 Shadow Ball	49 Fury Cutter
12 Sweet Scent	31 Mud-Slap	50 Nightmare
13 Snore	32 Double Team	H.01 Cut
14 Blizzard	33 Ice Punch	H.02 Fly
15 Hyper Beam	34 Swagger	H.03 Surf
16 Icy Wind	35 Sleep Talk	H.04 Strength
17 Protect	36 Sludge Bomb	H.05 RockSmash
18 Rain Dance	37 Sandstorm	H.06 Whirlpool
19 Giga Drain	38 Fire Blast	H.07 Waterfall


#### How to obtain:

No wild encounters

Fishgroup:  
N/A

Headbutt:  
N/A

Reward for defeating all trainers in the Alloy Fighting Dojo, can be bred from Hitmonlee, Hitmonchan, or Hitmontop



Atk>Def  
@ Lv. 20

Atk<Def  
@ Lv. 20

Atk=Def  
@ Lv. 20



#106 Hitmonlee



#237 Hitmontop

#### Egg groups:

N/A

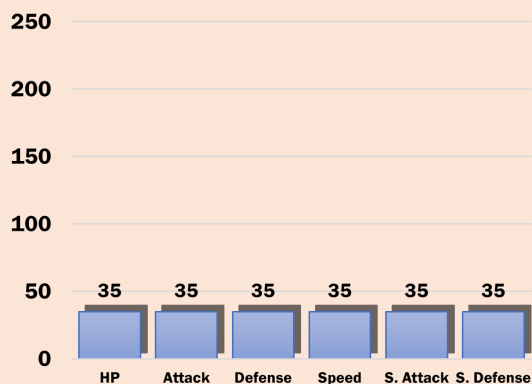
#### Wild held item:

N/A

#### Learnable TMs and HMs:

## #236 Tyrogue

### Base Stats



Tutor Moves:  
N/A

Fighting

Egg Moves:  
Rapid Spin  
Hi Jump Kick  
Mach Punch  
Mind Reader

#### Learnset:

1 - Tackle

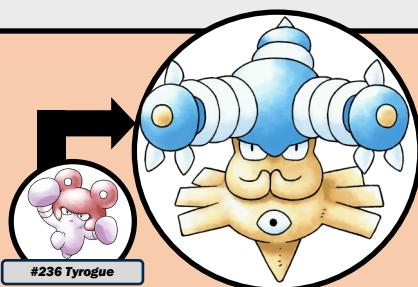
01 Dynamicpunch	20 Endure	39 Swift
02 Headbutt	21 Frustration	40 Defense Curl
03 Curse	22 SolarBeam	41 ThunderPunch
04 Rollout	23 Iron Tail	42 Dream Eater
05 Roar	24 DragonBreath	43 Detect
06 Toxic	25 Thunder	44 Rest
07 Zap Cannon	26 Earthquake	45 Attract
08 Flash	27 Return	46 Thief
09 Psych Up	28 Dig	47 Steel Wing
10 Hidden Power	29 Psychic	48 Fire Punch
11 Sunny Day	30 Shadow Ball	49 Fury Cutter
12 Sweet Scent	31 Mud-Slap	50 Nightmare
13 Snore	32 Double Team	H.01 Cut
14 Blizzard	33 Ice Punch	H.02 Fly
15 Hyper Beam	34 Swagger	H.03 Surf
16 Icy Wind	35 Sleep Talk	H.04 Strength
17 Protect	36 Sludge Bomb	H.05 RockSmash
18 Rain Dance	37 Sandstorm	H.06 Whirlpool
19 Giga Drain	38 Fire Blast	H.07 Waterfall

### How to obtain:

No wild encounters

Fishgroup:  
N/A  
Headbutt:  
N/A

Evolve from Tyrogue



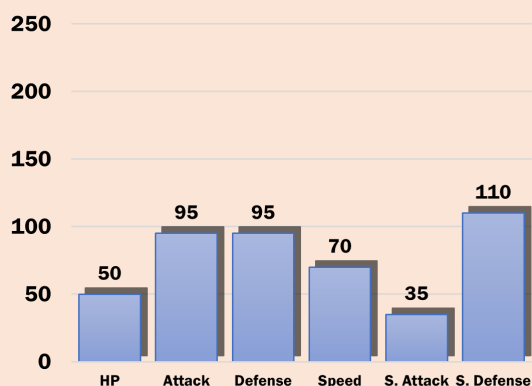
Egg groups:  
Humanshape

Wild held item:  
N/A

### Learnable TMs and HMs:

## #237 Hitmontop

### Base Stats



Tutor Moves:  
N/A

Fighting

Egg Moves:  
N/A

### Learnset:

1 - Rolling Kick  
7 - Focus Energy  
13 - Pursuit  
19 - Quick Attack  
25 - Rapid Spin  
31 - Counter  
37 - Agility  
43 - Detect  
49 - Triple Kick  
52 - Reversal

01 Dynamicpunch	20 Endure	39 Swift
02 Headbutt	21 Frustration	40 Defense Curl
03 Curse	22 SolarBeam	41 ThunderPunch
04 Rollout	23 Iron Tail	42 Dream Eater
05 Roar	24 DragonBreath	43 Detect
06 Toxic	25 Thunder	44 Rest
07 Zap Cannon	26 Earthquake	45 Attract
08 Flash	27 Return	46 Thief
09 Psych Up	28 Dig	47 Steel Wing
10 Hidden Power	29 Psychic	48 Fire Punch
11 Sunny Day	30 Shadow Ball	49 Fury Cutter
12 Sweet Scent	31 Mud-Slap	50 Nightmare
13 Snore	32 Double Team	H.01 Cut
14 Blizzard	33 Ice Punch	H.02 Fly
15 Hyper Beam	34 Swagger	H.03 Surf
16 Icy Wind	35 Sleep Talk	H.04 Strength
17 Protect	36 Sludge Bomb	H.05 RockSmash
18 Rain Dance	37 Sandstorm	H.06 Whirlpool
19 Giga Drain	38 Fire Blast	H.07 Waterfall

### How to obtain:

No wild encounters

Fishgroup:  
N/A  
Headbutt:  
N/A

Can be bred from Jynx, Chance of hatching from either Egg given by Prof. Oak's Aide or Day-Care Man



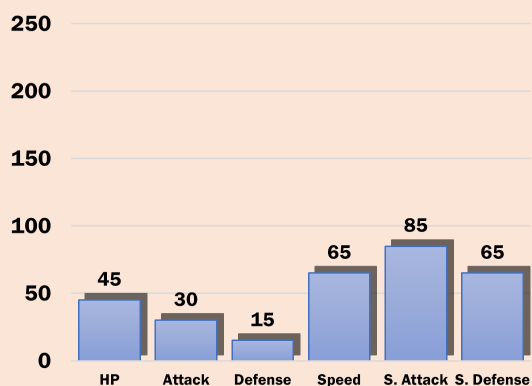
Egg groups:  
N/A

Wild held item:  
N/A

### Learnable TMs and HMs:

## #238 Smoochum

### Base Stats



Tutor Moves:

IB

Ice

Egg Moves:  
Meditate

### Learnset:

1 - Pound  
1 - Lick  
9 - Sweet Kiss  
13 - Powder Snow  
21 - Confusion  
25 - Sing  
33 - Mean Look  
37 - Psychic  
45 - Perish Song  
49 - Blizzard

01 Dynamicpunch	20 Endure	39 Swift
02 Headbutt	21 Frustration	40 Defense Curl
03 Curse	22 SolarBeam	41 ThunderPunch
04 Rollout	23 Iron Tail	42 Dream Eater
05 Roar	24 DragonBreath	43 Detect
06 Toxic	25 Thunder	44 Rest
07 Zap Cannon	26 Earthquake	45 Attract
08 Flash	27 Return	46 Thief
09 Psych Up	28 Dig	47 Steel Wing
10 Hidden Power	29 Psychic	48 Fire Punch
11 Sunny Day	30 Shadow Ball	49 Fury Cutter
12 Sweet Scent	31 Mud-Slap	50 Nightmare
13 Snore	32 Double Team	H.01 Cut
14 Blizzard	33 Ice Punch	H.02 Fly
15 Hyper Beam	34 Swagger	H.03 Surf
16 Icy Wind	35 Sleep Talk	H.04 Strength
17 Protect	36 Sludge Bomb	H.05 RockSmash
18 Rain Dance	37 Sandstorm	H.06 Whirlpool
19 Giga Drain	38 Fire Blast	H.07 Waterfall




#### How to obtain:


No wild encounters

Fishgroup:  
N/A  
Headbutt:  
N/A

Can be bred from Electabuzz, Chance of hatching from either Egg given by Prof. Oak's Aide or Day-Care Man



Level 30



#125 Electabuzz

#### Egg groups:

N/A

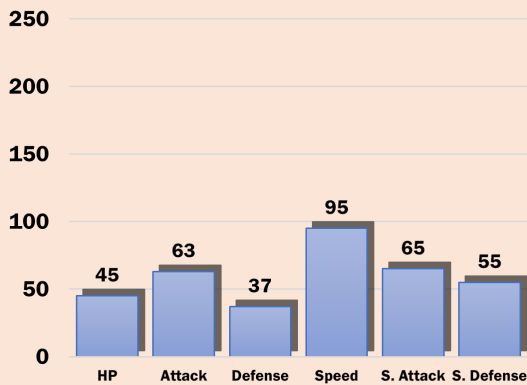
#### Wild held item:

N/A

#### Learnable TMs and HMs:

## #239 Elekid

### Base Stats



#### Tutor Moves:

TB

#### Electric

#### Egg Moves:

Karate Chop  
Barrier  
Rolling Kick  
Meditate  
Cross Chop

#### Learnset:

1 - Quick Attack  
1 - Leer  
9 - Thunderpunch  
17 - Light Screen  
25 - Swift  
33 - Screech  
41 - Thunderbolt  
49 - Thunder


01 Dynamicpunch	20 Endure	39 Swift
02 Headbutt	21 Frustration	40 Defense Curl
03 Curse	22 SolarBeam	41 ThunderPunch
04 Rollout	23 Iron Tail	42 Dream Eater
05 Roar	24 DragonBreath	43 Detect
06 Toxic	25 Thunder	44 Rest
07 Zap Cannon	26 Earthquake	45 Attract
08 Flash	27 Return	46 Thief
09 Psych Up	28 Dig	47 Steel Wing
10 Hidden Power	29 Psychic	48 Fire Punch
11 Sunny Day	30 Shadow Ball	49 Fury Cutter
12 Sweet Scent	31 Mud-Slap	50 Nightmare
13 Snore	32 Double Team	H.01 Cut
14 Blizzard	33 Ice Punch	H.02 Fly
15 Hyper Beam	34 Swagger	H.03 Surf
16 Icy Wind	35 Sleep Talk	H.04 Strength
17 Protect	36 Sludge Bomb	H.05 RockSmash
18 Rain Dance	37 Sandstorm	H.06 Whirlpool
19 Giga Drain	38 Fire Blast	H.07 Waterfall

#### How to obtain:


No wild encounters

Fishgroup:  
N/A  
Headbutt:  
N/A

Can be bred from Magmar, Chance of hatching from either Egg given by Prof. Oak's Aide or Day-Care Man



Level 30



#126 Magmar

#### Egg groups:

N/A

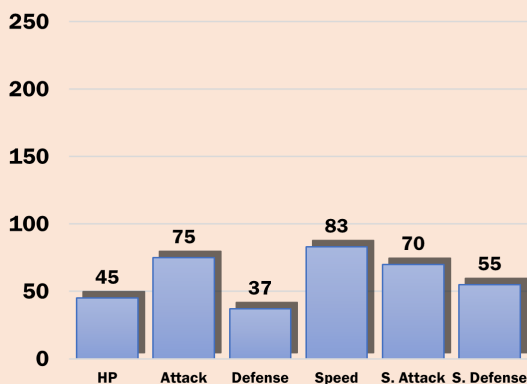
#### Wild held item:

N/A

#### Learnable TMs and HMs:

## #240 Magby

### Base Stats



#### Tutor Moves:

FT

#### Fire

#### Egg Moves:

Karate Chop  
Mega Punch  
Barrier  
Screech  
Cross Chop

#### Learnset:

1 - Ember  
7 - Leer  
13 - Smog  
19 - Fire Punch  
25 - Smokescreen  
31 - Sunny Day  
37 - Flamethrower  
43 - Confuse Ray  
49 - Fire Blast


01 Dynamicpunch	20 Endure	39 Swift
02 Headbutt	21 Frustration	40 Defense Curl
03 Curse	22 SolarBeam	41 ThunderPunch
04 Rollout	23 Iron Tail	42 Dream Eater
05 Roar	24 DragonBreath	43 Detect
06 Toxic	25 Thunder	44 Rest
07 Zap Cannon	26 Earthquake	45 Attract
08 Flash	27 Return	46 Thief
09 Psych Up	28 Dig	47 Steel Wing
10 Hidden Power	29 Psychic	48 Fire Punch
11 Sunny Day	30 Shadow Ball	49 Fury Cutter
12 Sweet Scent	31 Mud-Slap	50 Nightmare
13 Snore	32 Double Team	H.01 Cut
14 Blizzard	33 Ice Punch	H.02 Fly
15 Hyper Beam	34 Swagger	H.03 Surf
16 Icy Wind	35 Sleep Talk	H.04 Strength
17 Protect	36 Sludge Bomb	H.05 RockSmash
18 Rain Dance	37 Sandstorm	H.06 Whirlpool
19 Giga Drain	38 Fire Blast	H.07 Waterfall

#### How to obtain:


No wild encounters

Fishgroup:  
N/A  
Headbutt:  
N/A

Can be bred from Doduo or Dodrio



Happiness



#### Egg groups:

N/A

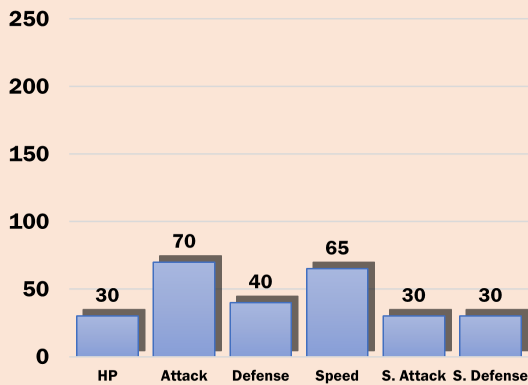
#### Wild held item:

N/A

#### Learnable TMs and HMs:

## #241 Dodaerie

### Base Stats



#### Tutor Moves:

N/A

Normal

Flying

#### Egg Moves:

N/A

#### Learnset:

1 - Peck  
1 - Growl  
8 - Pursuit  
10 - Fury Attack  
19 - Tri Attack  
20 - Rage  
27 - Drill Peck  
30 - Agility


01 Dynamicpunch	20 Endure	39 Swift
02 Headbutt	21 Frustration	40 Defense Curl
03 Curse	22 SolarBeam	41 ThunderPunch
04 Rollout	23 Iron Tail	42 Dream Eater
05 Roar	24 DragonBreath	43 Detect
06 Toxic	25 Thunder	44 Rest
07 Zap Cannon	26 Earthquake	45 Attract
08 Flash	27 Return	46 Thief
09 Psych Up	28 Dig	47 Steel Wing
10 Hidden Power	29 Psychic	48 Fire Punch
11 Sunny Day	30 Shadow Ball	49 Fury Cutter
12 Sweet Scent	31 Mud-Slap	50 Nightmare
13 Snore	32 Double Team	H.01 Cut
14 Blizzard	33 Ice Punch	H.02 Fly
15 Hyper Beam	34 Swagger	H.03 Surf
16 Icy Wind	35 Sleep Talk	H.04 Strength
17 Protect	36 Sludge Bomb	H.05 RockSmash
18 Rain Dance	37 Sandstorm	H.06 Whirlpool
19 Giga Drain	38 Fire Blast	H.07 Waterfall

#### How to obtain:

Route 108, Route 109

Fishgroup:  
N/A  
Headbutt:  
N/A

Can be bred from Miltank



#### Egg groups:

Ground

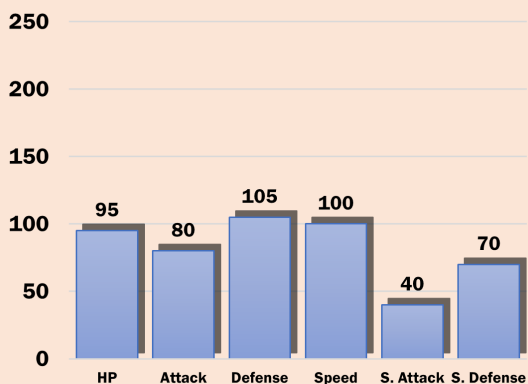
#### Wild held item:

Moomoo Milk

#### Learnable TMs and HMs:

## #242 Miltank

### Base Stats



#### Tutor Moves:

TB IB

Normal

#### Egg Moves:

Present  
Reversal  
Seismic Toss

#### Learnset:

1 - Tackle  
4 - Growl  
8 - Defense Curl  
13 - Stomp  
19 - Milk Drink  
26 - Bide  
34 - Rollout  
43 - Body Slam  
53 - Heal Bell

01 Dynamicpunch	20 Endure	39 Swift
02 Headbutt	21 Frustration	40 Defense Curl
03 Curse	22 SolarBeam	41 ThunderPunch
04 Rollout	23 Iron Tail	42 Dream Eater
05 Roar	24 DragonBreath	43 Detect
06 Toxic	25 Thunder	44 Rest
07 Zap Cannon	26 Earthquake	45 Attract
08 Flash	27 Return	46 Thief
09 Psych Up	28 Dig	47 Steel Wing
10 Hidden Power	29 Psychic	48 Fire Punch
11 Sunny Day	30 Shadow Ball	49 Fury Cutter
12 Sweet Scent	31 Mud-Slap	50 Nightmare
13 Snore	32 Double Team	H.01 Cut
14 Blizzard	33 Ice Punch	H.02 Fly
15 Hyper Beam	34 Swagger	H.03 Surf
16 Icy Wind	35 Sleep Talk	H.04 Strength
17 Protect	36 Sludge Bomb	H.05 RockSmash
18 Rain Dance	37 Sandstorm	H.06 Whirlpool
19 Giga Drain	38 Fire Blast	H.07 Waterfall

#### How to obtain:

No wild encounters

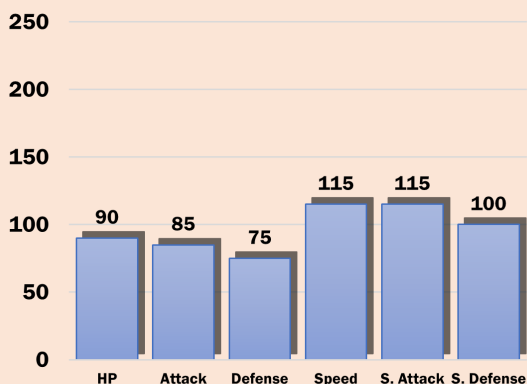
Fishgroup:  
N/A  
Headbutt:  
N/A

Can be found in Ampere Cavern (must have encountered Ho-Oh first)



## #243 Raikou

### Base Stats



#### Tutor Moves:

TB

### Electric

Egg Moves:  
N/A

#### Learnset:

1 - Bite  
1 - Leer  
11 - Thundershock  
21 - Roar  
31 - Quick Attack  
41 - Spark  
51 - Reflect  
61 - Crunch  
71 - Thunder

#### Learnable TMs and HMs:

01 Dynamicpunch	20 Endure	39 Swift
02 Headbutt	21 Frustration	40 Defense Curl
03 Curse	22 SolarBeam	41 ThunderPunch
04 Rollout	23 Iron Tail	42 Dream Eater
05 Roar	24 DragonBreath	43 Detect
06 Toxic	25 Thunder	44 Rest
07 Zap Cannon	26 Earthquake	45 Attract
08 Flash	27 Return	46 Thief
09 Psych Up	28 Dig	47 Steel Wing
10 Hidden Power	29 Psychic	48 Fire Punch
11 Sunny Day	30 Shadow Ball	49 Fury Cutter
12 Sweet Scent	31 Mud-Slap	50 Nightmare
13 Snore	32 Double Team	H.01 Cut
14 Blizzard	33 Ice Punch	H.02 Fly
15 Hyper Beam	34 Swagger	H.03 Surf
16 Icy Wind	35 Sleep Talk	H.04 Strength
17 Protect	36 Sludge Bomb	H.05 RockSmash
18 Rain Dance	37 Sandstorm	H.06 Whirlpool
19 Giga Drain	38 Fire Blast	H.07 Waterfall

#### Egg groups:

N/A

#### Wild held item:

N/A

#### How to obtain:

No wild encounters

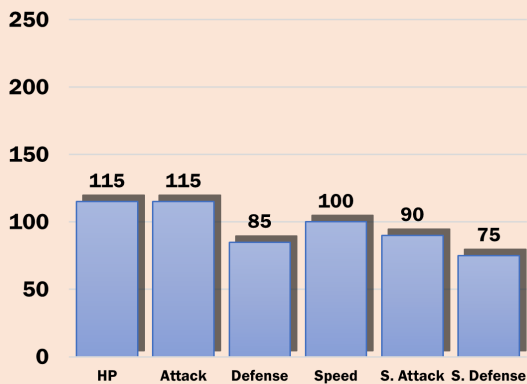
Fishgroup:  
N/A  
Headbutt:  
N/A

Can be found in Magma Shaft (must have encountered Ho-Oh first)



## #244 Entei

### Base Stats



#### Tutor Moves:

FT

### Fire

Egg Moves:  
N/A

#### Learnset:

1 - Bite  
1 - Leer  
11 - Ember  
21 - Roar  
31 - Fire Spin  
41 - Stomp  
51 - Flamethrower  
61 - Swagger  
71 - Fire Blast

#### Learnable TMs and HMs:

01 Dynamicpunch	20 Endure	39 Swift
02 Headbutt	21 Frustration	40 Defense Curl
03 Curse	22 SolarBeam	41 ThunderPunch
04 Rollout	23 Iron Tail	42 Dream Eater
05 Roar	24 DragonBreath	43 Detect
06 Toxic	25 Thunder	44 Rest
07 Zap Cannon	26 Earthquake	45 Attract
08 Flash	27 Return	46 Thief
09 Psych Up	28 Dig	47 Steel Wing
10 Hidden Power	29 Psychic	48 Fire Punch
11 Sunny Day	30 Shadow Ball	49 Fury Cutter
12 Sweet Scent	31 Mud-Slap	50 Nightmare
13 Snore	32 Double Team	H.01 Cut
14 Blizzard	33 Ice Punch	H.02 Fly
15 Hyper Beam	34 Swagger	H.03 Surf
16 Icy Wind	35 Sleep Talk	H.04 Strength
17 Protect	36 Sludge Bomb	H.05 RockSmash
18 Rain Dance	37 Sandstorm	H.06 Whirlpool
19 Giga Drain	38 Fire Blast	H.07 Waterfall

#### Egg groups:

N/A

#### Wild held item:

N/A

#### How to obtain:

No wild encounters

Fishgroup:  
N/A  
Headbutt:  
N/A

Can be found in Whirl Island (must have encountered Ho-Oh first)



#### Egg groups:

N/A

#### Wild held item:

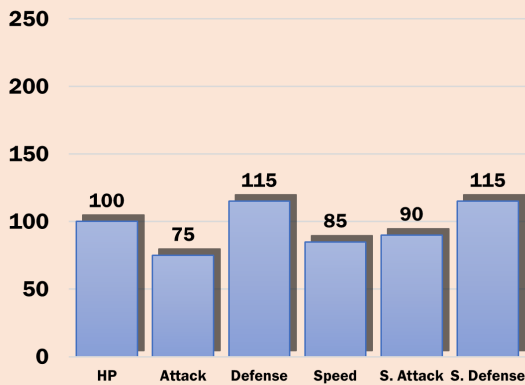
N/A

#### Learnable TMs and HMs:

01 Dynamicpunch	20 Endure	39 Swift
02 Headbutt	21 Frustration	40 Defense Curl
03 Curse	22 SolarBeam	41 ThunderPunch
04 Rollout	23 Iron Tail	42 Dream Eater
05 Roar	24 DragonBreath	43 Detect
06 Toxic	25 Thunder	44 Rest
07 Zap Cannon	26 Earthquake	45 Attract
08 Flash	27 Return	46 Thief
09 Psych Up	28 Dig	47 Steel Wing
10 Hidden Power	29 Psychic	48 Fire Punch
11 Sunny Day	30 Shadow Ball	49 Fury Cutter
12 Sweet Scent	31 Mud-Slap	50 Nightmare
13 Snore	32 Double Team	H.01 Cut
14 Blizzard	33 Ice Punch	H.02 Fly
15 Hyper Beam	34 Swagger	H.03 Surf
16 Icy Wind	35 Sleep Talk	H.04 Strength
17 Protect	36 Sludge Bomb	H.05 RockSmash
18 Rain Dance	37 Sandstorm	H.06 Whirlpool
19 Giga Drain	38 Fire Blast	H.07 Waterfall

## #245 Suicune

### Base Stats



#### Tutor Moves:

IB

Water

Egg Moves:  
N/A

#### Learnset:

1 - Bite  
1 - Leer  
11 - Water Gun  
21 - Roar  
31 - Gust  
41 - Bubblebeam  
51 - Mist  
61 - Mirror Coat  
71 - Hydro Pump

#### How to obtain:

Deepwater Passage East Cavern, Boulder Mine B5F

Fishgroup:  
N/A  
Headbutt:  
N/A

Can be bred from Warfurs or Wearlycan, Can be purchased at Kanto Region Game Corner, Can obtain by NPC Trade in Teknos City



Level 31



#### Egg groups:

Monster

#### Wild held item:

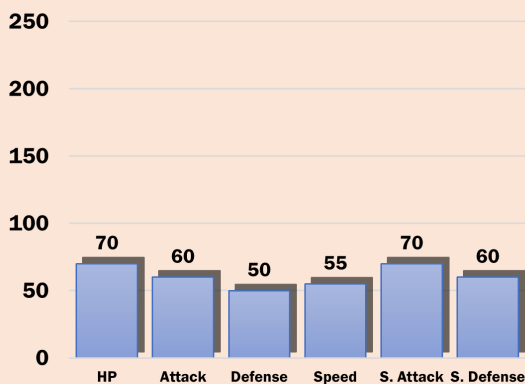
N/A

#### Learnable TMs and HMs:

01 Dynamicpunch	20 Endure	39 Swift
02 Headbutt	21 Frustration	40 Defense Curl
03 Curse	22 SolarBeam	41 ThunderPunch
04 Rollout	23 Iron Tail	42 Dream Eater
05 Roar	24 DragonBreath	43 Detect
06 Toxic	25 Thunder	44 Rest
07 Zap Cannon	26 Earthquake	45 Attract
08 Flash	27 Return	46 Thief
09 Psych Up	28 Dig	47 Steel Wing
10 Hidden Power	29 Psychic	48 Fire Punch
11 Sunny Day	30 Shadow Ball	49 Fury Cutter
12 Sweet Scent	31 Mud-Slap	50 Nightmare
13 Snore	32 Double Team	H.01 Cut
14 Blizzard	33 Ice Punch	H.02 Fly
15 Hyper Beam	34 Swagger	H.03 Surf
16 Icy Wind	35 Sleep Talk	H.04 Strength
17 Protect	36 Sludge Bomb	H.05 RockSmash
18 Rain Dance	37 Sandstorm	H.06 Whirlpool
19 Giga Drain	38 Fire Blast	H.07 Waterfall

## #246 Warfurs

### Base Stats



#### Tutor Moves:

IB

Ice

Dark

Egg Moves:  
Pursuit  
Outrage  
Mist  
Dynamicpunch

#### Learnset:

1 - Bite  
1 - Leer  
8 - Powder Snow  
15 - Swagger  
19 - Low Kick  
22 - Faint Attack  
25 - Icy Wind  
29 - Crunch  
36 - Scary Face  
39 - Slash  
43 - Ice Punch  
50 - Earthquake  
57 - Blizzard  
65 - Hyper Beam




#### How to obtain:

No wild encounters

Fishgroup:  
N/A  
Headbutt:  
N/A

Evolve from Warfurs



## #247 Wearlycan

#### Egg groups:

Monster

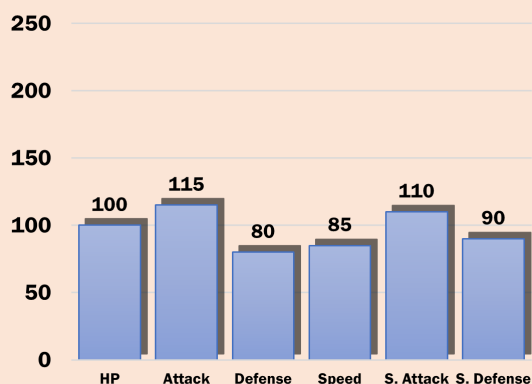
#### Wild held item:

N/A

#### Learnable TMs and HMs:

01 Dynamicpunch	20 Endure	39 Swift
02 Headbutt	21 Frustration	40 Defense Curl
03 Curse	22 SolarBeam	41 ThunderPunch
04 Rollout	23 Iron Tail	42 Dream Eater
05 Roar	24 DragonBreath	43 Detect
06 Toxic	25 Thunder	44 Rest
07 Zap Cannon	26 Earthquake	45 Attract
08 Flash	27 Return	46 Thief
09 Psych Up	28 Dig	47 Steel Wing
10 Hidden Power	29 Psychic	48 Fire Punch
11 Sunny Day	30 Shadow Ball	49 Fury Cutter
12 Sweet Scent	31 Mud-Slap	50 Nightmare
13 Snore	32 Double Team	H.01 Cut
14 Blizzard	33 Ice Punch	H.02 Fly
15 Hyper Beam	34 Swagger	H.03 Surf
16 Icy Wind	35 Sleep Talk	H.04 Strength
17 Protect	36 Sludge Bomb	H.05 RockSmash
18 Rain Dance	37 Sandstorm	H.06 Whirlpool
19 Giga Drain	38 Fire Blast	H.07 Waterfall

### Base Stats



#### Tutor Moves:

IB

Ice

Dark

Egg Moves:  
N/A

#### Learnset:

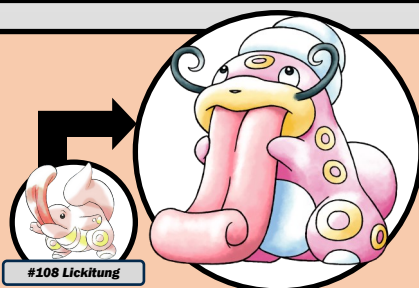
1 - Bite  
1 - Leer  
8 - Powder Snow  
15 - Swagger  
19 - Low Kick  
22 - Faint Attack  
25 - Icy Wind  
29 - Crunch  
37 - Scary Face  
41 - Slash  
45 - Ice Punch  
52 - Earthquake  
60 - Blizzard  
68 - Hyper Beam

#### How to obtain:

No wild encounters

Fishgroup:  
N/A  
Headbutt:  
N/A

Evolve from Lickitung



## #248 Lickilord

#### Egg groups:

Monster

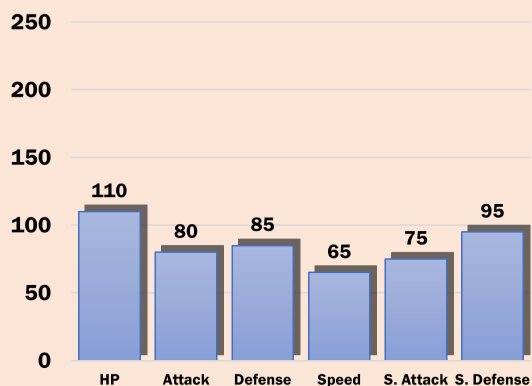
#### Wild held item:

N/A

#### Learnable TMs and HMs:

01 Dynamicpunch	20 Endure	39 Swift
02 Headbutt	21 Frustration	40 Defense Curl
03 Curse	22 SolarBeam	41 ThunderPunch
04 Rollout	23 Iron Tail	42 Dream Eater
05 Roar	24 DragonBreath	43 Detect
06 Toxic	25 Thunder	44 Rest
07 Zap Cannon	26 Earthquake	45 Attract
08 Flash	27 Return	46 Thief
09 Psych Up	28 Dig	47 Steel Wing
10 Hidden Power	29 Psychic	48 Fire Punch
11 Sunny Day	30 Shadow Ball	49 Fury Cutter
12 Sweet Scent	31 Mud-Slap	50 Nightmare
13 Snore	32 Double Team	H.01 Cut
14 Blizzard	33 Ice Punch	H.02 Fly
15 Hyper Beam	34 Swagger	H.03 Surf
16 Icy Wind	35 Sleep Talk	H.04 Strength
17 Protect	36 Sludge Bomb	H.05 RockSmash
18 Rain Dance	37 Sandstorm	H.06 Whirlpool
19 Giga Drain	38 Fire Blast	H.07 Waterfall

### Base Stats



#### Tutor Moves:

FT TB IB

Normal

Egg Moves:  
N/A

#### Learnset:


1 - Lick  
6 - Defense Curl  
10 - Supersonic  
15 - Wrap  
19 - Stomp  
24 - Disable  
28 - Slam  
33 - Rollout  
37 - Screech  
42 - Thrash  
46 - Amnesia

### How to obtain:

No wild encounters

Fishgroup:  
N/A  
Headbutt:  
N/A

Evolve from Chansey



#113 Chansey

### Egg groups:

Fairy

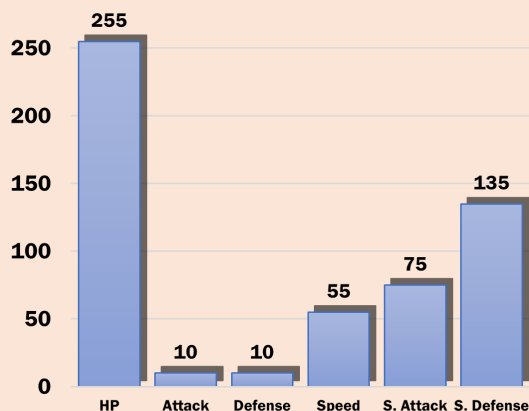
### Wild held item:

N/A

### Learnable TMs and HMs:

## #249 Blissey

### Base Stats



### Tutor Moves:

FT TB IB

Normal

Egg Moves:  
N/A

### Learnset:

1 - Pound  
4 - Growl  
7 - Tail Whip  
10 - Softboiled  
13 - Doubleslap  
18 - Minimize  
23 - Sing  
28 - Egg Bomb  
33 - Defense Curl  
40 - Light Screen  
47 - Double Edge


01 Dynamicpunch	20 Endure	39 Swift
02 Headbutt	21 Frustration	40 Defense Curl
03 Curse	22 SolarBeam	41 ThunderPunch
04 Rollout	23 Iron Tail	42 Dream Eater
05 Roar	24 DragonBreath	43 Detect
06 Toxic	25 Thunder	44 Rest
07 Zap Cannon	26 Earthquake	45 Attract
08 Flash	27 Return	46 Thief
09 Psych Up	28 Dig	47 Steel Wing
10 Hidden Power	29 Psychic	48 Fire Punch
11 Sunny Day	30 Shadow Ball	49 Fury Cutter
12 Sweet Scent	31 Mud-Slap	50 Nightmare
13 Snore	32 Double Team	H.01 Cut
14 Blizzard	33 Ice Punch	H.02 Fly
15 Hyper Beam	34 Swagger	H.03 Surf
16 Icy Wind	35 Sleep Talk	H.04 Strength
17 Protect	36 Sludge Bomb	H.05 RockSmash
18 Rain Dance	37 Sandstorm	H.06 Whirlpool
19 Giga Drain	38 Fire Blast	H.07 Waterfall

### How to obtain:

No wild encounters

Fishgroup:  
N/A  
Headbutt:  
N/A

Can be found on the roof of the 5 Floor Tower, after talking to Sailor in Alloy City to start event



### Egg groups:

N/A

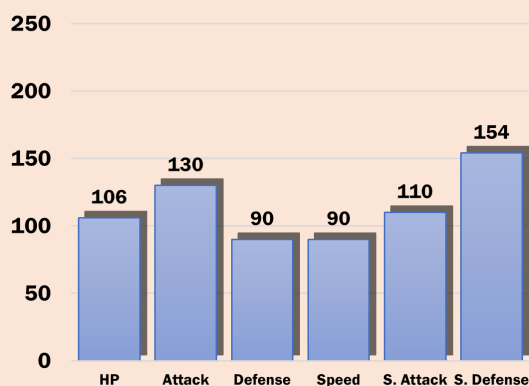
### Wild held item:

Sacred Ash

### Learnable TMs and HMs:

## #250 Ho-Oh

### Base Stats



### Tutor Moves:

FT TB

Flying

Egg Moves:  
N/A

### Learnset:

1 - Sacred Fire  
11 - Safeguard  
22 - Gust  
33 - Recover  
44 - Fire Blast  
55 - Sunny Day  
66 - Sky Attack  
77 - Whirlwind  
88 - Ancientpower  
99 - Future Sight


01 Dynamicpunch	20 Endure	39 Swift
02 Headbutt	21 Frustration	40 Defense Curl
03 Curse	22 SolarBeam	41 ThunderPunch
04 Rollout	23 Iron Tail	42 Dream Eater
05 Roar	24 DragonBreath	43 Detect
06 Toxic	25 Thunder	44 Rest
07 Zap Cannon	26 Earthquake	45 Attract
08 Flash	27 Return	46 Thief
09 Psych Up	28 Dig	47 Steel Wing
10 Hidden Power	29 Psychic	48 Fire Punch
11 Sunny Day	30 Shadow Ball	49 Fury Cutter
12 Sweet Scent	31 Mud-Slap	50 Nightmare
13 Snore	32 Double Team	H.01 Cut
14 Blizzard	33 Ice Punch	H.02 Fly
15 Hyper Beam	34 Swagger	H.03 Surf
16 Icy Wind	35 Sleep Talk	H.04 Strength
17 Protect	36 Sludge Bomb	H.05 RockSmash
18 Rain Dance	37 Sandstorm	H.06 Whirlpool
19 Giga Drain	38 Fire Blast	H.07 Waterfall

### How to obtain:

No wild encounters

Fishgroup:  
N/A  
Headbutt:  
N/A

Evolve from Eevee



#133 Eevee

## #251 Leafeon

### Egg groups:

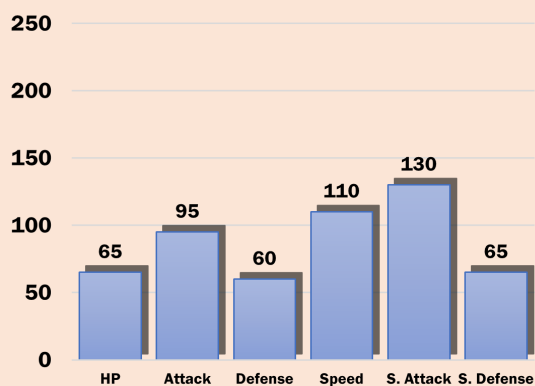
Ground

### Wild held item:

N/A

### Learnable TMs and HMs:

### Base Stats



Tutor Moves:  
N/A

Grass

Egg Moves:  
N/A

### Learnset:

1 - Tackle  
1 - Tail Whip  
8 - Sand Attack  
16 - Razor Leaf  
23 - Quick Attack  
30 - Double Kick  
36 - Mega Drain  
42 - Sleep Powder  
45 - Solarbeam  
47 - Agility  
52 - Synthesis

01 Dynamicpunch	20 Endure	39 Swift
02 Headbutt	21 Frustration	40 Defense Curl
03 Curse	22 SolarBeam	41 ThunderPunch
04 Rollout	23 Iron Tail	42 Dream Eater
05 Roar	24 DragonBreath	43 Detect
06 Toxic	25 Thunder	44 Rest
07 Zap Cannon	26 Earthquake	45 Attract
08 Flash	27 Return	46 Thief
09 Psych Up	28 Dig	47 Steel Wing
10 Hidden Power	29 Psychic	48 Fire Punch
11 Sunny Day	30 Shadow Ball	49 Fury Cutter
12 Sweet Scent	31 Mud-Slap	50 Nightmare
13 Snore	32 Double Team	H.01 Cut
14 Blizzard	33 Ice Punch	H.02 Fly
15 Hyper Beam	34 Swagger	H.03 Surf
16 Icy Wind	35 Sleep Talk	H.04 Strength
17 Protect	36 Sludge Bomb	H.05 RockSmash
18 Rain Dance	37 Sandstorm	H.06 Whirlpool
19 Giga Drain	38 Fire Blast	H.07 Waterfall